



**COLUMBUS, GEORGIA CONSOLIDATED GOVERNMENT**

**FISCAL YEAR 2020**

**ADOPTED OPERATING BUDGET**



*THIS DOCUMENT IS NOT INTENDED FOR USE IN LIEU OF THE COMPREHENSIVE ANNUAL FINANCIAL REPORT, THE ANNUAL BUDGET ORDINANCES LEGISLATIVELY ADOPTED BY COUNCIL, OR ANY OTHER OFFICIAL OR LEGAL DOCUMENT THAT MAY EVIDENCE THE ANNUAL OPERATING BUDGET OF COLUMBUS CONSOLIDATED GOVERNMENT.*

Columbus Consolidated Government has made every effort to ensure the accuracy and timeliness of the data included in this Operating Budget. However, this Operating Budget document has been internally prepared by the Financial Planning Department using data available from CCG financial systems and other sources. The data contained herein has neither been subjected to external audit nor the rigorous testing that would typically accompany such an audit, and therefore use of or reference to any information contained in this Operating Budget, or any of its accompanying documents, should be for **discussion purposes only**.

This Operating Budget documents the appropriation of the FY2020 Operating Budget that was adopted by legislative action by the Columbus Council, which enacted Ordinance(s) on *June 18, 2019*. While the Financial Planning Department is involved in the documentation of the Operating Budget, authority to legislatively appropriate funding for all departments, enterprise funds, agency affiliations, and/or component units of CCG rests solely with Columbus Council.

For information regarding CCG that has been audited, please refer to the ***Comprehensive Annual Financial Report (CAFR)***. For information regarding legislatively adopted funding, please refer to the Ordinances adopted by Columbus Council on *June 18, 2019*.

## FY2020 BUDGET REVIEW SCHEDULE

| DATE           | TIME             |  |   |
|----------------|------------------|--|---|
| April 23, 2019 |                  |  | Presentation of the FY2020 Mayor's Recommended Budget   |
| April 30, 2019 | 12 p.m. - 3 p.m. | Immediately following Council Meeting        | Overview, Department/Agency Presentations   |
| May 7, 2019    | 2 p.m. - 5 p.m.  | Prior to Proclamation Meeting                | Department/Agency Presentations   |
| May 14, 2019   | 12 p.m. - 3 p.m. | Immediately following Council Meeting        | Department/Agency Presentations   |
| May 21, 2019   | 9 a.m - 2 p.m.   | Special Called Meeting                       | Department/Agency Presentations, Add/Delete List  |
| May 28, 2019   |                  |  | Advertise FY20 Budget and Taxpayer Bill of Rights Public Hearings for June 4th  |
| June 4, 2019   | 9 a.m            |  | 1st Taxpayer Bill of Rights Public Hearing  |
|                | 6 p.m.           | Proclamation Meeting/Regular Council Meeting | 2nd Taxpayer Bill of Rights Public Hearing, 1st Reading of the Budget Ordinance                                       |
|                |                  |  | Advertise 5 year Tax Millage History and Taxpayer Bill of Rights Public Hearings for June 11th                        |
| June 11, 2019  | 9 a.m.           | Regular Council Meeting                      | 3rd Taxpayer Bill of Rights Public Hearing, 2nd Reading of the Budget Ordinance, 1st Reading of the Millage Ordinance |
| June 18, 2019  | 9 a.m.           | Special Called Meeting                       | 2nd Reading of the Millage Ordinance  |

## TABLE OF CONTENTS

*This Table of Contents is embedded with **HYPERLINKS**, identified by a bold underline beneath the text. To be navigated directly to the area of interest, simply left click on the underlined text. The page numbers shown here are the traditional printed page numbers found at the bottom right hand corner of each page (they do not necessarily correlate to the online page navigation number).*

|                                     | PAGE |
|-------------------------------------|------|
| Table of Contents .....             | i    |
| Mayor & Council .....               | xiii |
| Budget Award .....                  | xiii |
| Citywide Organizational Chart ..... | xv   |

### INTRODUCTION: OVERVIEW

|                                 |    |
|---------------------------------|----|
| Mayor's Letter .....            | 1  |
| City Manager's Letter .....     | 14 |
| Welcome to Columbus .....       | 25 |
| Columbus Profile .....          | 26 |
| Impacts to the Budget .....     | 33 |
| Columbus Business Profile ..... | 37 |
| Vision Columbus .....           | 39 |
| Quick Links Guide .....         | 42 |
| Document Notes .....            | 43 |

### SECTION A: BUDGETARY POLICY

|                               |    |
|-------------------------------|----|
| Policies and Procedures ..... | 45 |
|-------------------------------|----|

### SECTION B: FINANCIAL SUMMARIES

|   |           |
|---|-----------|
| Big Picture Summary .....   | 52        |
| Capital Improvements Projects .....                                 | 55        |
| Financial Summary: Operating Funds .....                            | 57        |
| Financial Summary: Revenues .....                                   | 60        |
| Financial Summary: Expenditures .....                               | 64        |
| Summary of Revenues, Expenditures and Changes in Fund Balance ..... | 70        |
| <b>GENERAL FUND</b> .....   | <b>72</b> |
| Budget by Revenue Source .....                                      | 73        |
| Budget by Expenditure Category .....                                | 80        |
| <b>OLOST - PUBLIC SAFETY FUND</b> .....                             | <b>85</b> |
| Budget by Revenue Source .....                                      | 86        |
| Budget by Expenditure Category .....                                | 87        |
| <b>OLOST - INFRASTRUCTURE FUND</b> .....                            | <b>85</b> |
| Budget by Revenue Source .....                                      | 86        |
| Budget by Expenditure Category .....                                | 87        |
| <b>STORMWATER FUND</b> .....  | <b>90</b> |
| Budget by Revenue Source .....                                      | 91        |
| Budget by Expenditure Category .....                                | 92        |
| <b>PAVING FUND</b> .....  | <b>93</b> |
| Budget by Revenue Source .....                                      | 94        |
| Budget by Expenditure Category .....                                | 95        |
| <b>MEDICAL CENTER FUND</b> .....                                    | <b>96</b> |
| Budget by Revenue Source .....                                      | 97        |
| Budget by Expenditure Category .....                                | 97        |

## TABLE OF CONTENTS

|  | PAGE           |
|--|----------------|
| <b>INTEGRATED WASTE MANAGEMENT FUND</b>                        | <b>98</b>      |
| Budget by Revenue Source.....                                  | 99             |
| Budget by Expenditure Category.....                            | 100            |
| <b>EMERGENCY TELEPHONE FUND</b>                                | <b>101</b>     |
| Budget by Revenue Source.....                                  | 102            |
| Budget by Expenditure Category.....                            | 102            |
| <b>COMMUNITY DEVELOPMENT BLOCK GRANT FUND</b>                  | <b>103</b>     |
| Budget by Revenue Source.....                                  | 104            |
| Budget by Expenditure Category.....                            | 105            |
| <b>WORKFORCE INNOVATION &amp; OPPORTUNITY ACT FUND</b>         | <b>106</b>     |
| Budget by Revenue Source.....                                  | 106            |
| Budget by Expenditure Category.....                            | 106            |
| <b>ECONOMIC DEVELOPMENT - DEVELOPMENT AUTHORITY FUND</b>       | <b>107</b>     |
| Budget by Revenue Source.....                                  | 108            |
| Budget by Expenditure Category.....                            | 108            |
| <b>DEBT SERVICE FUND</b>                                       | <b>109</b>     |
| Budget by Revenue Source.....                                  | 110            |
| Budget by Expenditure Category.....                            | 111            |
| <b>TRANSPORTATION FUND</b>                                     | <b>112</b>     |
| Budget by Revenue Source.....                                  | 113            |
| Budget by Expenditure Category.....                            | 115            |
| <b>PARKING MANAGEMENT FUND</b>                                 | <b>116</b>     |
| Budget by Revenue Source.....                                  | 116            |
| Budget by Expenditure Category.....                            | 117            |
| <b>COLUMBUS IRON WORKS TRADE CENTER FUND</b>                   | <b>118</b>     |
| Budget by Revenue Source.....                                  | 119            |
| Budget by Expenditure Category.....                            | 120            |
| <b>BULL CREEK GOLF COURSE FUND</b>                             | <b>121</b>     |
| Budget by Revenue Source.....                                  | 122            |
| Budget by Expenditure Category.....                            | 122            |
| <b>OXBOW CREEK GOLF COURSE FUND</b>                            | <b>123</b>     |
| Budget by Revenue Source.....                                  | 124            |
| Budget by Expenditure Category.....                            | 124            |
| <b>CIVIC CENTER FUND</b>                                       | <b>125</b>     |
| Budget by Revenue Source.....                                  | 126            |
| Budget by Expenditure Category.....                            | 127            |
| <b>EMPLOYEE HEALTH INSURANCE FUND</b>                          | <b>128</b>     |
| Budget by Revenue Source.....                                  | 129            |
| Budget by Expenditure Category.....                            | 129            |
| <b>RISK MANAGEMENT FUND</b>                                    | <b>130</b>     |
| Budget by Revenue Source.....                                  | 131            |
| Budget by Expenditure Category.....                            | 131            |
| <br><b>SECTION C: PERSONNEL</b>                                |                |
| Personnel .....  | 132            |
| <br><b>SECTION D: OPERATING BUDGETS BY FUND AND DEPARTMENT</b> |                |
| <br><b>GENERAL FUND</b>  | <br><b>147</b> |
| <b>Legislative</b>   | <b>147</b>     |
| City Council.....  | 149            |
| Clerk of Council.....  | 149            |

## TABLE OF CONTENTS

|  | PAGE       |
|--|------------|
| <b>Executive</b>                         | <b>150</b> |
| Mayor's Office.....                      | 152        |
| Internal Auditor.....                    | 152        |
| <b>Legal</b>                             | <b>153</b> |
| City Attorney.....                       | 154        |
| <b>Chief Administrator</b>               | <b>155</b> |
| City Manager Administration.....         | 157        |
| Mail Room.....                           | 158        |
| Print Shop.....                          | 158        |
| Public Information Agency.....           | 159        |
| Citizen's Service Center.....            | 159        |
| <b>Finance</b>                           | <b>160</b> |
| Finance Director.....                    | 162        |
| Accounting.....                          | 162        |
| Occupation Tax/Collections.....          | 164        |
| Financial Planning Division.....         | 165        |
| Purchasing Division.....                 | 166        |
| Cash Management.....                     | 167        |
| <b>Information Technology</b>            | <b>168</b> |
| Information Technology.....              | 170        |
| <b>Human Resources</b>                   | <b>171</b> |
| Human Resources.....                     | 173        |
| Employee Benefits.....                   | 173        |
| <b>Community Development</b>             | <b>174</b> |
| Inspections and Code.....                | 176        |
| Special Enforcement.....                 | 176        |
| <b>Planning</b>                          | <b>177</b> |
| Planning.....                            | 178        |
| <b>Community Reinvestment</b>            | <b>179</b> |
| Real Estate.....                         | 180        |
| <b>Engineering</b>                       | <b>181</b> |
| Traffic Engineering.....                 | 183        |
| <b>Public Works</b>                      | <b>184</b> |
| Administrator.....                       | 187        |
| Fleet Management.....                    | 187        |
| Special Enforcement.....                 | 188        |
| Cemeteries.....                          | 189        |
| Facilities Maintenance.....              | 189        |
| Other Maintenance and Repairs.....       | 190        |
| <b>Parks and Recreation</b>              | <b>191</b> |
| Parks & Recreation.....                  | 195        |
| Park Services.....                       | 195        |
| Recreation Services.....                 | 196        |
| Golden Park.....                         | 197        |
| Memorial Stadium.....                    | 197        |
| Athletics.....                           | 198        |
| Community School Operations.....         | 199        |
| Cooper Creek Tennis Center.....          | 200        |
| Lake Oliver Marina.....                  | 200        |
| Aquatics.....                            | 200        |
| Therapeutic.....                         | 201        |
| Pottery Shop / Cultural Arts Center..... | 201        |
| Senior Citizens Center.....              | 202        |
| <b>Cooperative Extension Service</b>     | <b>204</b> |

## TABLE OF CONTENTS

|  | PAGE       |
|--|------------|
| Cooperative Extension Service .....      | 205        |
| <b>Tax Assessor</b> .....                | <b>206</b> |
| <b>Elections and Registrations</b> ..... | <b>209</b> |
| <b>Police</b> .....                      | <b>211</b> |
| Chief of Police .....                    | 214        |
| Vice/Intelligence .....                  | 215        |
| Support Services .....                   | 216        |
| Field Operations .....                   | 217        |
| Office of Professional Standards .....   | 218        |
| Metro Drug Task Force .....              | 219        |
| Police Special Operations Account .....  | 219        |
| Administrative Services .....            | 219        |
| CPD Training .....                       | 221        |
| Motor Transport .....                    | 222        |
| Investigative Services .....             | 223        |
| <b>Fire/EMS</b> .....                    | <b>224</b> |
| Chief of Fire & EMS .....                | 226        |
| Fire/EMS Operations .....                | 226        |
| Fire/EMS Special Operations .....        | 228        |
| Fire/EMS Admin Services .....            | 229        |
| Emergency Management .....               | 230        |
| Logistics and Support .....              | 231        |
| <b>MCP</b> .....                         | <b>233</b> |
| Muscookee County Prison .....            | 235        |
| <b>Homeland Security</b> .....           | <b>237</b> |
| <b>Superior Court</b> .....              | <b>239</b> |
| Chief Judge - Superior Court .....       | 242        |
| District Attorney .....                  | 242        |
| Juvenile Court .....                     | 243        |
| Juvenile Court Clerk .....               | 243        |
| Jury Manager .....                       | 244        |
| Victim/Witness Assistance Program .....  | 244        |
| Clerk of Superior Court .....            | 245        |
| Board of Equalization .....              | 245        |
| <b>State Court</b> .....                 | <b>246</b> |
| State Court Judges .....                 | 247        |
| State Court Solicitor .....              | 247        |
| <b>Public Defender</b> .....             | <b>249</b> |
| <b>Municipal Court</b> .....             | <b>250</b> |
| Municipal Court Judge .....              | 252        |
| Clerk of Municipal Court .....           | 252        |
| Marshal .....                            | 253        |
| <b>Probate Court</b> .....               | <b>254</b> |
| Judge of Probate .....                   | 255        |
| <b>Sheriff</b> .....                     | <b>256</b> |
| Administration .....                     | 258        |
| Civil/Criminal Warrants .....            | 259        |
| Training .....                           | 259        |
| Budget and Planning .....                | 259        |
| Human Resources .....                    | 260        |
| Office of Professional Standards .....   | 260        |
| Pre-Trial Program .....                  | 261        |
| Operations .....                         | 262        |
| Sex Offender Registry .....              | 262        |

## TABLE OF CONTENTS

|   | PAGE           |
|---|----------------|
| Jail .....  | 263            |
| Medical Services .....                              | 263            |
| Motor Transport .....                               | 263            |
| <b>Tax Commissioner</b> .....                       | <b>264</b>     |
| Tax Commissioner .....                              | 265            |
| <b>Coroner</b> .....                                | <b>266</b>     |
| Coroner .....                                       | 267            |
| <b>Recorder's Court</b> .....                       | <b>269</b>     |
| Recorder's Court .....                              | 270            |
| <b>Non-Departmental</b> .....                       | <b>271</b>     |
| Agency Appropriations .....                         | 272            |
| General Fund Contingency .....                      | 272            |
| Non-Categorical Expenditures .....                  | 272            |
| Inter-Fund Transfers .....                          | 273            |
| <b>Parking Management</b> .....                     | <b>274</b>     |
| Parking Management .....                            | 275            |
| <br><b>LOST - PUBLIC SAFETY</b> .....               | <br><b>276</b> |
| LOST - Public Safety/Executive .....                | 276            |
| LOST - Public Safety/Public Works .....             | 278            |
| LOST - Public Safety/Parks & Recreation .....       | 279            |
| LOST - Public Safety/Police .....                   | 280            |
| LOST - Public Safety/Fire & EMS .....               | 282            |
| LOST - Public Safety/MCP .....                      | 283            |
| LOST - Public Safety/District Attorney .....        | 284            |
| LOST - Public Safety/Clerk of Superior Court .....  | 285            |
| LOST - Public Safety/State Court .....              | 286            |
| LOST - Public Safety/Public Defender .....          | 287            |
| LOST - Public Safety/Marshal .....                  | 288            |
| LOST - Public Safety/Clerk of Municipal Court ..... | 289            |
| LOST - Public Safety/Probate Court .....            | 290            |
| LOST - Public Safety/Sheriff .....                  | 291            |
| LOST - Public Safety/Coroner .....                  | 292            |
| LOST - Public Safety/Recorder's Court .....         | 293            |
| LOST - Public Safety/Non-Departmental .....         | 294            |
| LOST - Public Safety/Transportation .....           | 295            |
| <br><b>LOST FUND: INFRASTRUCTURE</b> .....          | <br><b>296</b> |
| LOST - Infrastructure/Information Technology .....  | 296            |
| LOST - Infrastructure/Engineering .....             | 297            |
| LOST - Infrastructure/Public Works .....            | 298            |
| LOST - Infrastructure/Non-Departmental .....        | 299            |
| <br><b>STORMWATER FUND</b> .....                    | <br><b>300</b> |
| Drainage .....                                      | 302            |
| Stormwater .....                                    | 303            |
| Stormwater Maintenance .....                        | 304            |
| Other Maintenance and Repairs .....                 | 304            |
| Contingency .....                                   | 305            |
| Non-Categorical .....                               | 305            |
| Interfund Transfers .....                           | 305            |



## TABLE OF CONTENTS

---

|  | PAGE       |
|--|------------|
| <b>PAVING FUND</b>                                       | <b>306</b> |
| Highways and Roads .....                                 | 309        |
| Repairs & Maintenance .....                              | 309        |
| Right of Way Maintenance .....                           | 310        |
| Community Service - ROW Maintenance .....                | 311        |
| Other Maintenance and Repairs .....                      | 312        |
| Contingency .....  | 312        |
| Non-Categorical .....                                    | 312        |
| Interfund Transfers .....                                | 312        |
| <br>   |            |
| <b>MEDICAL CENTER FUND</b>                               | <b>314</b> |
| <br>   |            |
| <b>INTEGRATED WASTE MANAGEMENT FUND</b>                  | <b>315</b> |
| Solid Waste Collection .....                             | 317        |
| Recycling Operations .....                               | 317        |
| Granite Bluff Inert Disposal Site .....                  | 318        |
| Oxbow Meadow Inert Disposal Site .....                   | 318        |
| Pine Grove Landfill .....                                | 318        |
| Recycling Sustainability Center .....                    | 319        |
| Other Maintenance and Repairs .....                      | 319        |
| Refuse Collections .....                                 | 320        |
| Contingency .....  | 320        |
| Non-Categorical .....                                    | 320        |
| Interfund Transfers .....                                | 320        |
| <br>   |            |
| <b>EMERGENCY TELEPHONE FUND</b>                          | <b>321</b> |
| E911 .....   | 322        |
| Non-Departmental Contingency .....                       | 322        |
| Non-Categorical .....                                    | 322        |
| <br>   |            |
| <b>COMMUNITY DEVELOPMENT BLOCK GRANT FUND</b>            | <b>323</b> |
| CDBG Administration .....                                | 324        |
| <br>   |            |
| <b>WORKFORCE INNOVATION &amp; OPPORTUNITY ACT FUND</b>   | <b>325</b> |
| WIOA Administration .....                                | 325        |
| <br>   |            |
| <b>ECONOMIC DEVELOPMENT - DEVELOPMENT AUTHORITY FUND</b> | <b>327</b> |
| <br>   |            |
| <b>DEBT SERVICE FUND</b>                                 | <b>329</b> |
| Overview and Debt Financing Principles .....             | 330        |
| Columbus Building Authority Contractual Debt .....       | 331        |
| Debt Service Schedule .....                              | 332        |
| <br>   |            |
| <b>TRANSPORTATION FUND</b>                               | <b>334</b> |
| METRA Administration .....                               | 336        |
| METRA Operations .....                                   | 336        |
| METRA Maintenance .....                                  | 337        |

## TABLE OF CONTENTS

---

|  | PAGE       |
|--|------------|
| Dial-A-Ride .....                            | 337        |
| Capital - FTA (5307) .....                   | 338        |
| Planning - FTA (5303) .....                  | 338        |
| Maintenance and Repairs .....                | 339        |
| Non-Categorical .....                        | 339        |
| Interfund Transfers .....                    | 340        |
| <b>PARKING MANAGEMENT FUND</b>               | <b>341</b> |
| Parking Management .....                     | 342        |
| <b>COLUMBUS IRON WORKS TRADE CENTER FUND</b> | <b>343</b> |
| Trade Center Administration .....            | 345        |
| Trade Center Sales .....                     | 345        |
| Trade Center Operations .....                | 346        |
| Building Maintenance .....                   | 347        |
| <b>BULL CREEK GOLF COURSE FUND</b>           | <b>349</b> |
| Bull Creek Golf Course Maintenance .....     | 351        |
| Bull Creek Golf Course Operations .....      | 351        |
| Contingency .....                            | 351        |
| Non-Categorical .....                        | 351        |
| <b>OXBOW CREEK GOLF COURSE FUND</b>          | <b>352</b> |
| Pro Shop .....                               | 353        |
| Maintenance .....                            | 353        |
| Non-Categorical .....                        | 353        |
| Debt Service .....                           | 353        |
| <b>CIVIC CENTER FUND</b>                     | <b>354</b> |
| Civic Center Operations .....                | 356        |
| Football .....                               | 357        |
| Ice Rink .....                               | 357        |
| Other Events .....                           | 358        |
| Other Maintenance and Repairs .....          | 358        |
| Non-Categorical .....                        | 358        |
| <b>EMPLOYEE HEALTH INSURANCE FUND</b>        | <b>359</b> |
| <b>RISK MANAGEMENT FUND</b>                  | <b>360</b> |
| Workers Compensation .....                   | 361        |
| Risk Management .....                        | 361        |
| Contingency .....                            | 361        |
| <b>SECTION E: APPENDICES</b>                 |            |
| Glossary .....                               | 362        |
| Acronyms .....                               | 369        |
| FY20 Capital Outlay .....                    | 370        |

## TABLE OF CONTENTS

|  | PAGE       |
|--|------------|
| Position Classification .....                  | 374        |
| Payscale Pension .....                         | 392        |
| Payscale Non-Pension .....                     | 394        |
| <br>   |            |
| <b>CAPITAL IMPROVEMENTS PROGRAM</b>            |            |
| Introduction .....                             | 398        |
| <b>All Projects</b> .....                      | <b>401</b> |
| FY20 Financing Method .....                    | 401        |
| FY20 Project Costs .....                       | 402        |
| <b>Management Summary</b> .....                | <b>404</b> |
| FY20 Financing Method .....                    | 404        |
| FY20 Project Costs .....                       | 405        |
| Muscogee County School District Library .....  | 407        |
| Bull Creek Golf Course .....                   | 408        |
| Oxbow Meadow Development .....                 | 409        |
| 2009 LOST: Facilities Maintenance .....        | 410        |
| Various Management Projects .....              | 411        |
| Tree Preservation and Replacement .....        | 412        |
| Property Acquisition .....                     | 413        |
| Need for Land (Ft. Benning) Improvements ..... | 414        |
| Enterprise Zone .....                          | 415        |
| Liberty District Redevelopment .....           | 416        |
| Upgrade of LGFS/GHRS Systems .....             | 417        |
| Health and Pension Reporting .....             | 418        |
| LOST Information Technology .....              | 419        |
| Radio System Maintenance .....                 | 420        |
| Government Center Elevators .....              | 421        |
| FEMA-GEMA Lindsey .....                        | 422        |
| FEMA-GEMA Riverwalk .....                      | 423        |
| FEMA-GEMA Bradley Circle .....                 | 424        |
| Government Center Pipe Repair .....            | 425        |
| Public Works Building Roof Replacement .....   | 426        |
| Government Center Generator .....              | 427        |
| Energov Upgrade .....                          | 428        |
| New Gas Pumps and Generators .....             | 429        |
| Bull Creek Golf Course Club House .....        | 430        |
| Government Center Uninterruptible .....        | 431        |
| Watershed Dams Emergency Action Plan .....     | 432        |
| Benning Park Transformer Replacement .....     | 433        |
| Riverwalk Maintenance .....                    | 434        |
| Public Defender's Office Expansion .....       | 435        |
| Public Works 602 11th Ave Bldg Repair .....    | 436        |
| Government Center Flooding Repairs .....       | 437        |
| Barngrover Cathryn Drive .....                 | 438        |
| Roof Repair on Linwood Gatehouse .....         | 439        |
| Cooling Tower Government Center Repairs .....  | 440        |
| 311 Constituent Management System .....        | 441        |
| GA Ports Authority Remediation .....           | 442        |
| <b>Parks and Recreation Summary</b> .....      | <b>443</b> |
| FY20 Financing Method .....                    | 443        |

## TABLE OF CONTENTS

|  | PAGE       |
|--|------------|
| FY20 Project Costs .....                           | 444        |
| Comer Gym Restoration .....                        | 446        |
| Outdoor Pool Repairs .....                         | 447        |
| Cooper Creek Expansion .....                       | 448        |
| Memorial Stadium Assessment .....                  | 449        |
| Golden Park Refurbishment .....                    | 450        |
| Cooper Creek Tennis Center Pickleball Courts ..... | 451        |
| Gallops Center A/C Replacement .....               | 452        |
| Memorial Stadium Void Repair .....                 | 453        |
| <b>Public Safety Summary</b> .....                 | <b>454</b> |
| FY20 Financing Method .....                        | 454        |
| FY20 Project Costs .....                           | 455        |
| Fire Station No. 9 .....                           | 457        |
| Fire Burn Building .....                           | 458        |
| Fire Station No. 11 Repairs .....                  | 459        |
| N. Police Station Improvements .....               | 460        |
| Court Management System .....                      | 461        |
| State Criminal Assistance .....                    | 462        |
| Ga Job TIPS .....                                  | 463        |
| Fire Station No. 4 Roof .....                      | 464        |
| MCP Air Handler Replacement .....                  | 465        |
| Jail Water Heater Storage Tank .....               | 466        |
| Jail Structure Assessment .....                    | 467        |
| MCP Air Conditioner Replacement .....              | 468        |
| Recorder's Court Renovations .....                 | 469        |
| Jail A/C Unit Replacements .....                   | 470        |
| MCP Roof Repair .....                              | 471        |
| North Precinct Roof Repair .....                   | 472        |
| Jail Kitchen Floor Repairs .....                   | 473        |
| MCP Hot Water Tank Replacement .....               | 474        |
| Public Safety Building Renovations .....           | 475        |
| Columbus Police Department Information .....       | 476        |
| Jail Shower Repairs/Improvements .....             | 477        |
| River Road Radio Tower .....                       | 478        |
| <b>Drainage Summary</b> .....                      | <b>479</b> |
| FY20 Financing Method .....                        | 479        |
| FY20 Project Costs .....                           | 480        |
| Sewer Fund Contingency .....                       | 482        |
| 19th St Flood Abatement .....                      | 483        |
| Cherokee Retaining Wall .....                      | 484        |
| Cusseta Road Fold Pack .....                       | 485        |
| Oakland Park Drainage .....                        | 486        |
| LOST Stormwater .....                              | 487        |
| Riverwalk Renovations .....                        | 488        |
| Fleet Management/EPA .....                         | 489        |
| Bay Avenue Sewer Replace .....                     | 490        |
| Pipe Rehabilitation .....                          | 491        |
| Talbotton Rd Stormwater .....                      | 492        |
| Psalmnd Rd Sewer System .....                      | 493        |
| Lockwood Storm Sewer Upgrade .....                 | 494        |
| Bull Creek Golf Course Sewer .....                 | 495        |
| Ft. Benning Roundabout & Streetscapes .....        | 496        |

## TABLE OF CONTENTS

|  | PAGE       |
|--|------------|
| River Road Roundabout.....                 | 497        |
| Calumet Drive Culvert Repair .....         | 498        |
| North Precinct Sewer.....                  | 499        |
| CCG Owned Lift Stations .....              | 500        |
| <b>Transportation Summary</b>              | <b>501</b> |
| FY20 Financing Method .....                | 501        |
| FY20 Project Costs .....                   | 502        |
| Brown Avenue Bridge.....                   | 505        |
| Decatur Street Bridge .....                | 506        |
| Forrest Road Bridges .....                 | 507        |
| Melrose Bridge and Crossings .....         | 508        |
| Reese Rd Bridge at Cooper Creek.....       | 509        |
| Bridge Studies (Various) .....             | 510        |
| Corridor Studies (Various) .....           | 511        |
| Gidden Road Alignment .....                | 512        |
| Ft Benning Rd Streetscapes .....           | 513        |
| Railroad Improvements.....                 | 514        |
| Wynnton Rd Streetscapes.....               | 515        |
| Trade Center Parking Garage.....           | 516        |
| Follow Me Trail Bridge.....                | 517        |
| 2009 LOST Resurfacing/Rehab.....           | 518        |
| Steam Mill Rd Sidewalk Concept.....        | 519        |
| Park ADA Upgrades .....                    | 520        |
| Cusseta Rd/Old Cusseta Rd .....            | 521        |
| Cooper Creek ADA.....                      | 522        |
| Forrest Rd: Macon to Schatulga .....       | 523        |
| Ft Benning Rd @ Brennan Rd .....           | 524        |
| Martin Luther King Blvd.....               | 525        |
| Moon Road (Phase I).....                   | 526        |
| Northstar St Mary's Rd.....                | 527        |
| River Rd/Bradley Park/JR Allen Ramp.....   | 528        |
| Sidewalk and Brick Paver .....             | 529        |
| South Lumpkin Road.....                    | 530        |
| Veterans Double Churches .....             | 531        |
| Whitesville Double Churches Rd .....       | 532        |
| Resurfacing/Rehabilitation.....            | 533        |
| ATMS Signals .....                         | 534        |
| Fiber Optic Interconnect .....             | 535        |
| LED Signal Heads .....                     | 536        |
| Traffic Calming.....                       | 537        |
| Rails to Trails Maintenance.....           | 538        |
| Walking Trails/Trolley System .....        | 539        |
| FY17 LMIG Victory Dr/30th Ave Signal ..... | 540        |
| FY17 LMIG Ada Ave/Wynnton Rd Signal.....   | 541        |
| FY17 LMIG Fortson Rd/Williams Rd Rdt.....  | 542        |
| Mott's Green.....                          | 543        |
| 2nd Ave/18th St GDOT Grant.....            | 544        |
| Riverwalk City Mills Parking .....         | 545        |
| Riverwalk Westville Parking .....          | 546        |
| Dept of Driver Services Parking Lot.....   | 547        |
| William Road Phase 1 .....                 | 548        |
| Bull Creek Golf Course Parking Lot.....    | 549        |
| River Road Roundabout.....                 | 550        |

## TABLE OF CONTENTS

|   | PAGE       |
|---|------------|
| FY18 LMIG Forrest Road Phase I .....                        | 551        |
| FY18 LMIG Ft. Benning & Brennan Rd .....                    | 552        |
| Morris Road Bridge Repair .....                             | 553        |
| Multimodal GDOT Grant-Spur 22 .....                         | 554        |
| FY17 LMIG Safety Act. Plan-SZ .....                         | 555        |
| Riverwalk Bibb Mill .....                                   | 556        |
| Riverwalk City Mills .....                                  | 557        |
| FY19 LMIG Ft. Benning Rd. Rdbt & Stscapes .....             | 558        |
| Pavement Management .....                                   | 559        |
| 6th Avenue Traffic .....                                    | 560        |
| Front Avenue Reconnection .....                             | 561        |
| Infantry Road and Trail .....                               | 562        |
| Broadway Rehabilitation .....                               | 563        |
| Traffic Signalization .....                                 | 564        |
| Wynnton Road Wall Repair .....                              | 565        |
| Old Double Churches Road .....                              | 566        |
| <br>  |            |
| <b>TSPLOST Transportation Summary</b>                       | <b>567</b> |
| Chattahoochee Riverwalk (TSPL) .....                        | 569        |
| So. Lumpkin Rd Multiuse Facility .....                      | 570        |
| US Hwy 27/Custer Rd Interchange .....                       | 571        |
| Buena Vista Road Improvements .....                         | 572        |
| Intercity Express Bus Park n Ride .....                     | 573        |
| Boxwood Blvd Bridge .....                                   | 574        |
| Victory Drive Improvements .....                            | 575        |
| Resurfacing .....   | 576        |
| Psalmnd Road Signal .....                                   | 577        |
| Linwood/6th Avenue Bridge .....                             | 578        |
| Benning Drive Bridge .....                                  | 579        |
| Double Churches Park Parking .....                          | 580        |
| Traffic Calming .....                                       | 581        |
| Reese Rd Bridge at Cooper Creek .....                       | 582        |
| Claradon Bridge .....                                       | 583        |
| MLK Trail .....   | 584        |
| Infantry Rd and Trail .....                                 | 585        |
| 10 <sup>TH</sup> Street Plaza .....                         | 586        |
| Mott's Green .....  | 587        |
| Flat Rock/Beaver Run Traffic Software .....                 | 588        |
| Sidewalks/ADA .....   | 589        |
| Guardrails .....  | 590        |
| Brown Ave/Cusseta Rd/Andrews Rd Roundabout .....            | 591        |
| Cusseta Rd/23 <sup>rd</sup> Ave/N. Lumpkin Roundabout ..... | 592        |
| Levy Road Cul-de-Sac .....                                  | 593        |
| Morris Rd Bridge .....                                      | 594        |
| Trail Extension (TBD) .....                                 | 595        |
| TSPLOST Discretionary Funds .....                           | 596        |
| <br>  |            |
| <b>Environmental Summary</b>                                | <b>597</b> |
| FY20 Financing Method .....                                 | 597        |
| FY20 Project Costs .....                                    | 598        |
| Oxbow Methane Monitoring Well #8 .....                      | 600        |
| Greenhouse Gas .....  | 601        |
| Pine Grove Landfill Closure .....                           | 602        |
| Wilson Camp/Satilla Closure .....                           | 603        |

## TABLE OF CONTENTS

---

|  | PAGE       |
|--|------------|
| Pine Grove Operation Software.....           | 604        |
| New Cell Construction.....                   | 605        |
| Recycling Sustainability Center.....         | 606        |
| Oxbow Meadows Inert Landfill Closure.....    | 607        |
| Schatulga Rd Landfill Well Replacements..... | 608        |
| Granite Bluff Revised Development Plan.....  | 609        |
| Pine Grove Landfill Slope Design.....        | 610        |
| <br>   |            |
| <b>Acknowledgements</b>                      | <b>611</b> |

# Columbus Consolidated Government

## Mayor and Council

---

**B.H. "Skip" Henderson III**  
Mayor

**Jerry "Pops" Barnes**  
District 1

**Dr. John House**  
District 10/At-Large

**Glenn Davis**  
District 2

**Judy Thomas**  
District 9/At-Large

**R. Walker Garrett**  
District 8

**Bruce Huff**  
District 3

**Evelyn "Mimi" Woodson**  
District 7

**Gary Allen**  
District 6

**Charmaine Crabb**  
District 5

**Evelyn Turner-Pugh**  
Mayor pro temp  
District 4

---

**Isaiah Hugley**  
City Manager

**Lisa Goodwin**  
Deputy City Manager

**Pam Hodge**  
Deputy City Manager





GOVERNMENT FINANCE OFFICERS ASSOCIATION

*Distinguished  
Budget Presentation  
Award*

PRESENTED TO

**Columbus Consolidated Government  
Georgia**

For the Fiscal Year Beginning

**July 1, 2018**

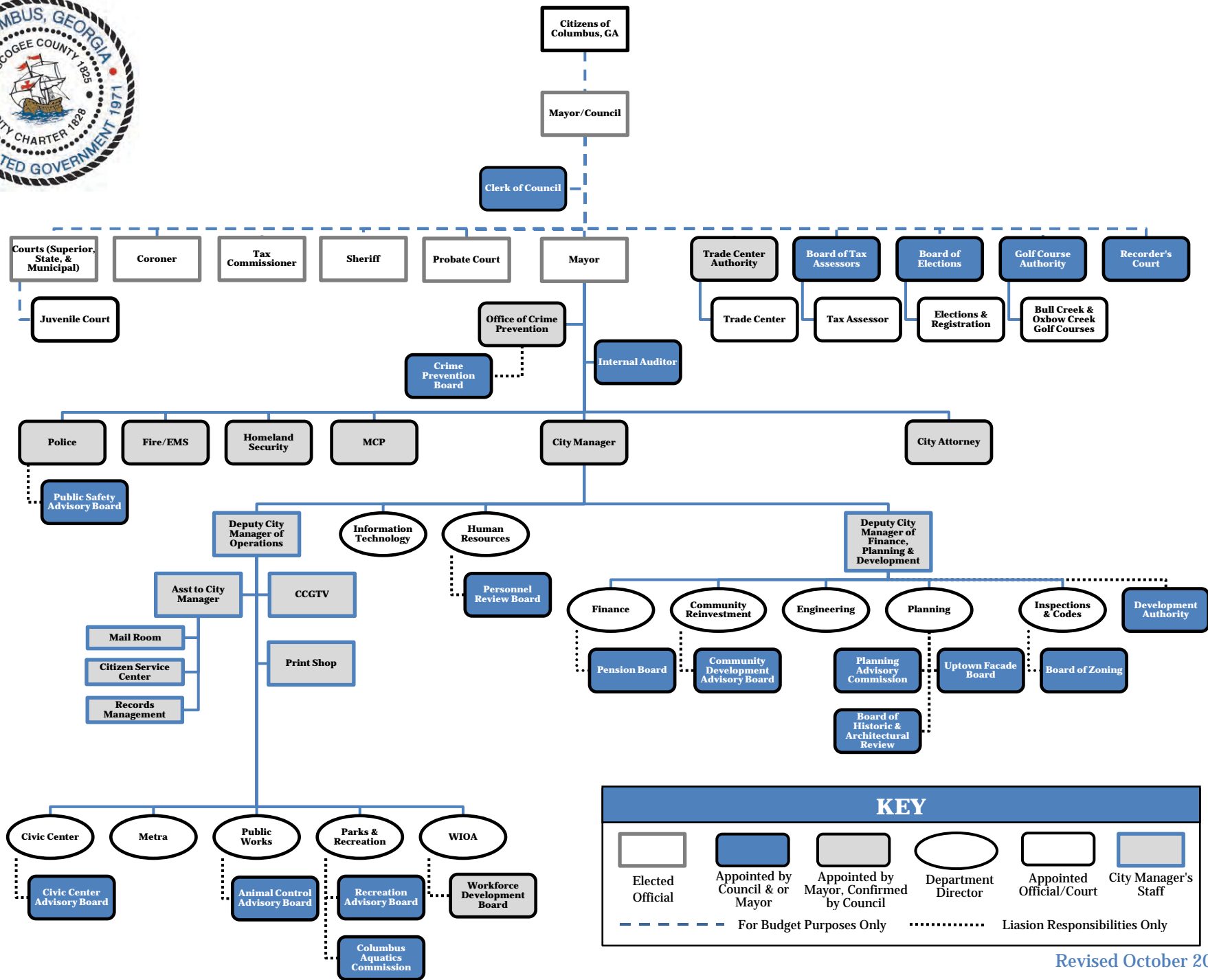
*Christopher P. Morill*

Executive Director

The Government Finance Officers Association of the United States and Canada (GFOA) presented a Distinguished Budget Presentation Award to Columbus Consolidated Government, Georgia for its annual budget for the fiscal year beginning July 1, 2018. In order to receive this award, a governmental unit must publish a budget document that meets program criteria as a policy document, as an operations guide, as a financial plan, and as a communications device.

This award is valid for a period of one year only. We believe our current budget continues to conform to program requirements, and we are submitting it to GFOA to determine its eligibility for another award.

# Columbus Consolidated Government Organizational Chart



XX

| KEY                                |                                 |  |                     |                          |                      |
|------------------------------------|---------------------------------|--|---------------------|--------------------------|----------------------|
|                                    |                                 |  |                     |                          |                      |
| Elected Official                   | Appointed by Council & or Mayor | Appointed by Mayor, Confirmed by Council | Department Director | Appointed Official/Court | City Manager's Staff |
| - - - - - For Budget Purposes Only |                                 | ..... Liason Responsibilities Only       |                     |                          |                      |



## **INCLUDED IN THIS SECTION:**

- Mayor's Letter
- City Manager's Letter
- Welcome to Columbus
- Columbus Profile
- Vision for Columbus

# COLUMBUS CONSOLIDATED GOVERNMENT

*Georgia's First Consolidated Government*

Post Office Box 1340

Columbus, Georgia 31902-1340

Telephone (706) 225-4712

Cell (706) 984-9012

FAX (706) 653-4970

B. H. "SKIP" HENDERSON III

*Mayor*

July 1, 2019

In RE: Fiscal Year 2020 Adopted Budget

Dear Citizens of Columbus, Georgia and Councilors:

## I. Introduction

Today we present to you the Fiscal Year (FY) 2020 Adopted Budget for review and examination. The Mayor's Adopted Budget message is provided pursuant to the Columbus Consolidated Government (CCG) Charter, including specifically §7-401, and Georgia statutory law, which provide that the elected Chief Executive of the local governing authority, here the mayor, is to engage in initial budgetary policy making.

This Adopted Budget is a balanced budget and includes an estimate of unencumbered fund balance, an estimate of cash revenues, proposed expenditures by each department, office, board, commission and agency, proposed capital outlays, data justification for expenditures and other such information that was necessary for Council's deliberation.<sup>1</sup>

## II. FY2020 Budget Assumptions

The FY2020 Adopted Budget is balanced with \$284,781,626 in revenues and expenses. This amount is up 3.43% from our FY2019 Adopted Budget of \$275,340,292.

Our FY2020 revenues are comprised of \$152,826,962 in General Fund revenue, which includes \$34,800,000 in Local Option Sales Tax (LOST) funds, \$34,845,000 in Other Local Option Sales Tax (OLOST) funds, and \$95,249,718 in all other operating fund revenue. While the property tax digest reflected a slight decrease in FY2019, we are projecting a modest increase in the FY2020 property tax digest.

The FY2020 Adopted Budget reflects over \$2 million in new General Fund revenues. Some of the anticipated changes in projected revenue by category are laid out below:

---

<sup>1</sup> This information was provided simultaneously herewith via jump drive.

**ANTICIPATED CHANGES IN FY2020 PROJECTED GENERAL FUND REVENUES**

|                                    |                    |
|------------------------------------|--------------------|
| Sales Tax                          | \$1,200,000        |
| Insurance Premium Taxes            | \$1,000,000        |
| Franchise Fees                     | \$530,000          |
| Court Fines and Forfeitures        | \$130,000          |
| Passport Fees                      | (\$100,000)        |
| Ambulance Fees                     | (\$300,000)        |
| Inter-Fund Transfers               | (\$550,000)        |
| <b>TOTAL FY2020 REVENUE CHANGE</b> | <b>\$2,010,000</b> |

Other assumptions that comprise this budget include:

- A 1.0% raise for full-time employees hired on or before June 30, 2018 (effective January, 2020) and a 1.0% Cost of Living Adjustment (COLA) for all employees (effective January, 2020)
- A 0.5% COLA for retirees effective January, 2020
- Budgeted healthcare cost of \$5,825 per position
- No change in the millage rate
- A 9 mill cap
- A 1% increase in the Property Tax Digest
- 97% Ad valorem collection rate
- A \$200,000 subsidy to the Bull Creek and Oxbow Meadows Golf Courses
- No subsidy to the Integrated Waste Fund or the Civic Center Fund
- A \$600,000 payment Medical Center/Piedmont for excess inmate care
- The final Booker T. Washington/Columbus Commons renovation allocation of \$500,000
- No changes to agency appropriations, except for a \$47,784 decrease in the Columbus Health Department's rent
- A General Fund Reserve of \$33 million (65.79 days)
- Value of one reserve day \$507,344
- Value of one mill (Operating) \$5,033,883
- Value of one mill (Bond) \$5,381,964
- An Economic Development millage of 0.50 mill (\$2,457,274), including the Development Authority 0.25 mill and the 0.25 mill remaining with Council to be distributed for previously approved economic development projects
- A Risk Management vehicle allocation of \$685/vehicle
- A Worker's Compensation allocation of \$1,338/employee

With this budget, we remain above our 60-day minimum in our General Fund Reserve:

| <b>GENERAL FUND RESERVE DAYS</b>       |           |           |           |           |           |                |                |
|--|-----------|-----------|-----------|-----------|-----------|----------------|----------------|
|  | FY14      | FY15      | FY16      | FY17      | FY18      | FY19<br>(est.) | FY20<br>(est.) |
| <b>GENERAL OPERATING FUND</b>          | 38.33     | 18.70     | 14.31     | 21.07     | 26.52     | 28.89          | 26.75          |
| <b>OLOST FUNDS</b>                     | 16.88     | 37.42     | 40.23     | 42.09     | 41.43     | 41.34          | 39.04          |
| <b>TOTAL GENERAL FUND RESERVE DAYS</b> | 55.21     | 56.12     | 54.54     | 63.16     | 67.84     | 70.23          | 65.79          |
| <b>VALUE OF 1 DAY</b>                  | \$408,126 | \$413,500 | \$419,237 | \$418,632 | \$487,447 | \$499,352      | \$507,344      |

### **III. General Fiscal Policies and Proposed Changes**

#### **A. Employee Raise and Comprehensive Pay Reform**

This adopted budget includes a 1.0% raise for full-time employees hired on or before June 30, 2018 and a 1.0% Cost of Living Adjustment (COLA) for all employees effective January, 2020. The cost to implement these pay adjustments is \$1,133,960.

Without a doubt, we are still in need of a comprehensive review of the overall pay structure of this government. Though we've implemented a modicum of pay reform in the Police Department and the Sheriff's Office, we have yet to systemically address pay reform for all CCG employees. Our current University of Georgia (UGA) pay plan was implemented several years ago. A comprehensive pay study (or adequately funding the existing UGA pay Plan) would help alleviate any inequity or disparity when comparing public employee salaries to those paid in the private sector. While it may be cumbersome, we are still faced with the arduous task of identifying funding for a new pay plan before we can move forward with a comprehensive pay study. Nonetheless, we continue to look for creative ways to address this systemic issue in order to begin to improve employee retention and morale throughout the entire government.

#### **B. Policy Changes to Our Pension Funds**

In January 2019, the City's Actuary Consultant discovered that pension calculations for early retirees were being calculated incorrectly. In certain parts of the pension calculation for early retirees, the normal retirement age of 65 was used to calculate each retiree's pension benefit rather than the actual age of retirement. Although early retirees' benefits were still

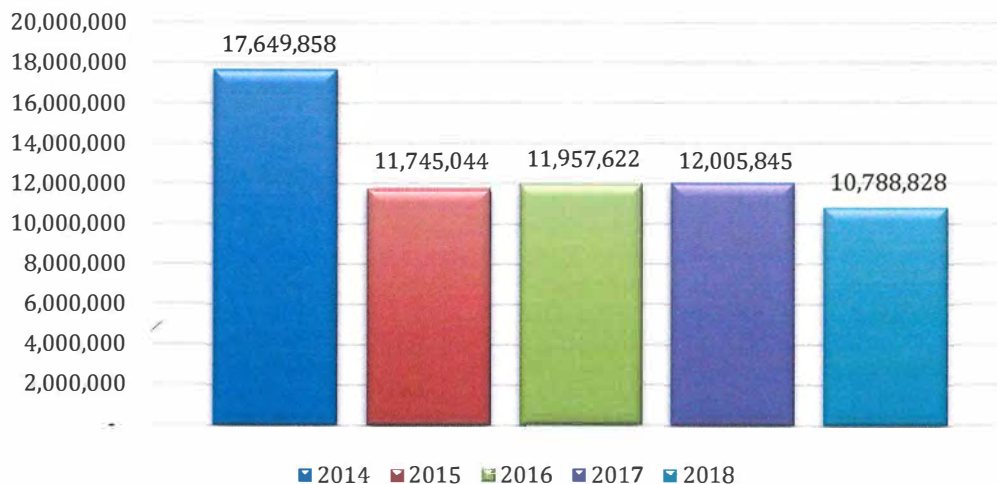
adjusted for early retirement, this adjustment was not as much as it should have been. This resulted in each early retiree's pension benefit being slightly higher than it otherwise would have been. It was determined that early retirements have been calculated in this erroneous manner since 1999 or soon thereafter. Although this unfortunate pension calculation error went undetected for many years, it was also determined that pension benefits were accurately calculated for members who retired at normal retirement age or older. However, for this reason, our Actuary Consultant recommended that we amend both pension plans to clarify the definition of "Actuarial (or Actuarially) Equivalent" in order to correct the calculations going forward.

While making this necessary update to the Plans, our Actuary Consultant also recommended that the City discontinue the use of an obsolete UP-84 mortality table, which was commonly used in the 1980's and 1990's. The Actuary Consultant's recommendation was to start using the IRS mortality table to calculate the base pension sum. The IRS mortality table is the national standard and it is updated annually. It is commonly used by other public and private entities with defined benefit plans as CCG. Accordingly, the Pension Board adopted both recommendations which were also subsequently approved by the City Council.

### C. Stabilizing Our Healthcare Costs

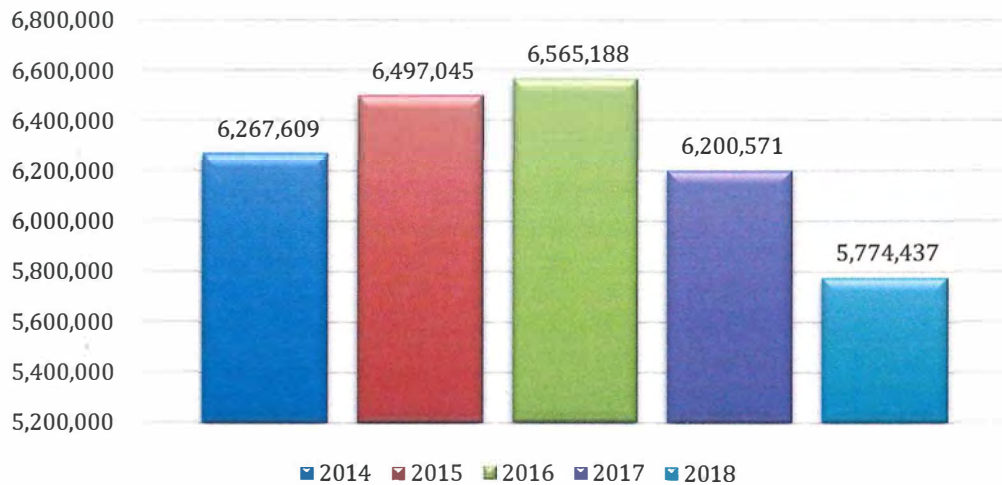
CCG medical claims over the last three years have been stable with a 0.4% increase from 2016 to 2017 and a 11.28% decrease from 2017 to 2018 and, as is shown below:

#### Columbus Consolidated Government Annual Medical Claims CY2014 - CY2018



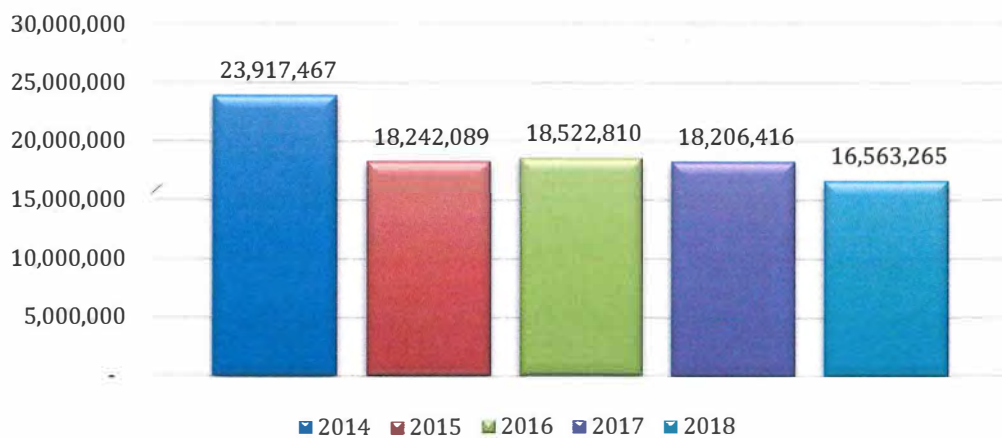
Prescription drug claims has also shown a declining trend. We experienced a 5.8% decrease from 2016 to 2017 and a 7.3% decrease from 2017 to 2018 as depicted below:

### Columbus Consolidated Government Annual Rx Claims CY2014 - CY2018



As shown in the chart below, overall healthcare claims have steadily declined over the last three years which has been greatly beneficial for the City and the employees enrolled in the plan.

### Columbus Consolidated Government Annual Medical/Rx Claims CY2014 - CY2018





With stabilized costs and the continued success of our wellness program, employees will have the same opportunity to avoid premium increases as in prior years. This year will be the third consecutive year in which employees will experience **no premium increases** if they participate in the wellness program. Participation in the program means that every participating employee (not family members) agrees to: 1) complete a tobacco affidavit and complete tobacco cessation class; 2) participate in a complete biometric screening and an on-line health risk assessment; and 3) *if* deemed a “high risk” patient, participate in health coaching. If the employee successfully completes the aforementioned steps, then they will have **no cost increase** for their current level of healthcare. However, lack of participation in this optional program will result in a 7.3% premium increase.

Improving the health and quality of life of our hardworking employees while at the same time decreasing the cost of healthcare to them is important to us. With that said, as an additional incentive to encourage participation, we will provide gift cards to all employees that complete the biometric screening and an on-line health risk assessment.

#### **D. Investing In Our Integrated Waste System**

Our Pine Grove Landfill is in need of additional improvements that will greatly benefit our community for years to come. We are in need of re-designing and/or modifying the side slopes at Pine Grove. This major modification to the design and operational plan will create more usable airspace as well as add an additional 25 years of life to the landfill. Adding life to the landfill ultimately reduces waste disposal costs to the community while also allowing us more time to accumulate closure and post-closure funding. This design and operational change to fill the side slopes is estimated to cost approximately \$300,000.

In this budget, there is no solid waste collection rate increase though our Integrated Waste System remains in dire need of equipment. Garbage trucks and other equipment are consistently in need of costly repairs which not only burdens our funding, but also restricts our effectiveness in providing services to the citizens. Public Works has engaged a consultant to conduct a rate study to help determine the level at which our rates should be to support all of the needs of our Integrated Waste System. The results of this study will be presented to Council for review and discussion. This study will provide us an unbiased assessment of our funding position as we consider any plans for a systematic rate adjustment that may be critical to the continued operation of our Integrated Waste System.

#### **E. Budget Neutral and Non-Budget Neutral Employee Positions**

Below is a chart of the newly approved and/or re-classified employee positions. The budget that was presented to Council included only those positions that were either: 1) neutral (or very close thereto) to our operating budget; or 2) critical to the effective and efficient running of our local government operations. However, during budget hearings, elected

officials and department heads were able to present the basis for the positions listed below as well as additional positions that were not originally included in the proposed budget.

| Dept/Office                   | Fund    | Request | Position Description  | Amount   | Budget Impact            |
|-------------------------------|---------|---------|---|--|--------------------------|
| <b>Clerk of Council</b>       | General | New     | PT Support Clerk G7   | \$15,926   | Net Increase of \$15,926 |
| <b>Clerk of Council</b>       | General | Reclass | PT Administrative Secretary G10A to PT Deputy Clerk Pro Tem G12E  | \$4,286  | Net Increase of \$4,286  |
| <b>Clerk of Council</b>       | General | Reclass | FT Administrative Secretary G10A to Administrative Secretary G10C | \$1,704  | Net Increase of \$1,704  |
| <b>Mayor</b>                  | General | Reclass | Executive Assistant to Mayor G00 from \$60,000 to \$58,000        | (\$2,323)<br>Reduction   | Budget Neutral           |
| <b>Mayor</b>                  | General | Reclass | Administrative Secretary G10 to Administrative Assistant G12      | \$1,788<br>Reduction<br>Offset   | Budget Neutral           |
| <b>City Manager</b>           | General | Reclass | Administrative Secretary G10 to Administrative Assistant G12      | \$3,671<br>Offset by<br>Reduction in<br>PT Wages                         | Budget Neutral           |
| <b>City Manager</b>           | General | Reclass | CSC Coordinator G14 to CSC Technician G10 (Title Change Only)     | \$ -   | Budget Neutral           |
| <b>Information Technology</b> | General | Reclass | FT Data Control Tech G12 to PT Data Control Tech G12              | (\$18,798)<br>Reduction  | Budget Neutral           |
| <b>Information Technology</b> | General | Reclass | Network Manager G22E to Network Manager G22F                      | \$1,854<br>Reduction<br>Offset   | Budget Neutral           |
| <b>Information Technology</b> | General | Reclass | GIS Technician G14 to Program & Development Coordinator G21       | \$19,871<br>Reduction<br>Offset &<br>Salary<br>Savings thru<br>Attrition | Budget Neutral           |

|                               |         |                |   |  |                          |
|-------------------------------|---------|----------------|---|--|--------------------------|
| <b>Information Technology</b> | General | Reclass        | Data Control Tech G12 to Officer Manager G14  | \$3,077 Reduction Offset                         | Budget Neutral           |
| <b>Information Technology</b> | General | Reclass        | GIS Technician G14 to Asst. Information Technology Director G25                         | \$48,040 Offset by Salary Savings thru Attrition | Budget Neutral           |
| <b>Inspections &amp; Code</b> | General | Reclass        | GIS Technician G14 to GIS Technician G12  | (\$3,800) Reduction                              | Budget Neutral           |
| <b>Inspections &amp; Code</b> | General | Reclass        | Office Manager G14C to Office Manager G14E  | \$2,181 Reduction Offset                         | Budget Neutral           |
| <b>Public Works</b>           | General | Delete         | Maintenance Worker I G7   | (\$34,429) Reduction                             | Budget Neutral           |
| <b>Public Works</b>           | General | Reclass        | Correctional Detail Officer (G12A) to Asst. Facilities Maintenance Division Manager G19 | \$12,913 Reduction Offset                        | Budget Neutral           |
| <b>Public Works</b>           | General | Reclass        | PT Volunteer Coordinator G13 to FT Volunteer Coordinator G13                            | \$20,021 Reduction Offset                        | Budget Neutral           |
| <b>Parks and Recreation</b>   | General | Pay Adjustment | Outdoor Pool Staff Hourly Rate Increase   | \$32,812   | Net Increase of \$32,812 |
| <b>Parks and Recreation</b>   | General | Reclass        | (3) PT Recreation Center Leaders G2 to (3) PT Therapeutic Recreation Aides G5           | \$6,916  | Net Increase of \$6,916  |
| <b>Tax Assessor</b>           | General | Restore        | Deputy Chief Appraiser G23  | \$78,916   | Budget Neutral           |
| <b>Police</b>                 | General | Un-fund        | Police Officer PS14   | (\$50,839) Reduction                             | Budget Neutral           |
| <b>Police</b>                 | General | New            | Computer Forensic Analyst G16   | \$50,430 Reduction Offset                        | Budget Neutral           |
| <b>Fire/EMS</b>               | General | Delete         | Administrative Secretary G10  | (\$38,991) Reduction                             | Budget Neutral           |
| <b>Fire/EMS</b>               | General | Reclass        | Firefighter/EMT PS14 to Lt. Fire Inspector PS18   | \$13,387 Reduction Offset                        | Budget Neutral           |

|                                 |         |         |   |                                |                                   |
|---------------------------------|---------|---------|---|--------------------------------|-----------------------------------|
| <b>District Attorney</b>        | General | Reclass | Administrative Assistant G12P to Administrative Operations Manager G18C | (\$1,312)<br>Reduction         | Budget<br>Neutral                 |
| <b>District Attorney</b>        | General | New     | (2) PT Legal Administrative Clerks G11                                  | \$31,034                       | Net<br>Increase<br>of<br>\$31,034 |
| <b>Juvenile Court</b>           | General | Reclass | Custody Investigator G13J to Juvenile Court Director Assistant G16G     | \$3,749                        | Net<br>Increase<br>of \$3,749     |
| <b>Clerk of Superior Court</b>  | General | Reclass | (1) FT Deputy Clerk I G10 to (2) PT Deputy Clerks I G10                 | \$12,905                       | Net<br>Increase<br>of 12,905      |
| <b>State Court Judge</b>        | General | New     | Law Clerk G20   | \$62,923                       | Net<br>Increase<br>of<br>\$62,923 |
| <b>Public Defender</b>          | General | Reclass | Investigator G16E to Investigator Supervisor G19A                       | \$2,422                        | Net<br>Increase<br>of \$2,422     |
| <b>Municipal Court Judge</b>    | General | New     | Deputy Clerk II G12   | \$42,434                       | Net<br>Increase<br>of<br>\$42,434 |
| <b>Clerk of Municipal Court</b> | General | Delete  | Deputy Clerk II G12   | (\$42,434)<br>Reduction        | Budget<br>Neutral                 |
| <b>Clerk of Municipal Court</b> | General | Reclass | Court Coordinator G18 to Chief Deputy Clerk G21                         | \$8,385<br>Reduction<br>Offset | Budget<br>Neutral                 |
| <b>Clerk of Municipal Court</b> | General | Reclass | Senior Deputy Clerk G14 to Finance Manager G17                          | \$6,453<br>Reduction<br>Offset | Budget<br>Neutral                 |
| <b>Clerk of Municipal Court</b> | General | Reclass | Deputy Clerk II G12 to Senior Deputy Clerk G14                          | \$3,800<br>Reduction<br>Offset | Budget<br>Neutral                 |
| <b>Clerk of Municipal Court</b> | General | Reclass | Senior Deputy Clerk G14 to Asst. Chief Deputy Clerk G18                 | \$8,958<br>Reduction<br>Offset | Budget<br>Neutral                 |

|                         |         |         |  |  |                            |
|-------------------------|---------|---------|--|--|----------------------------|
| <b>Sheriff</b>          | General | Reclass | Deputy Sheriff Technician PS16 to Sergeant PS18                                    | \$2,553<br>Offset by Salary Savings thru Attrition | Budget Neutral             |
| <b>Sheriff</b>          | General | Reclass | ID Technician PS16 to Sergeant PS18  | \$3,778<br>Offset by Salary Savings thru Attrition | Budget Neutral             |
| <b>Tax Commissioner</b> | General | Reclass | Accounting Operations Administrator G20 to Accounting Operations Administrator G22 | \$9,254  | Net Increase of \$9,254    |
| <b>Tax Commissioner</b> | General | Reclass | (3) Deputy Tax Commissioners G18 to (3) Deputy Tax Commissioners G20               | \$15,570   | Net Increase of \$15,570   |
| <b>Coroner</b>          | General | New     | Deputy Coroner PS16  | \$53,118   | Net Increase of \$53,118   |
| <b>Recorder's Court</b> | General | New     | (3) Deputy Clerks G12  | \$127,302  | Net Increases of \$127,302 |
| <b>Public Works</b>     | Paving  | Reclass | 2 Heavy Equipment Supervisor G15 to Heavy Equipment Supervisor G17                 | \$6,837  | Net Increase of \$6,837    |
| <b>Public Works</b>     | Paving  | Reclass | 2 Crew Supervisors G15 to Heavy Equipment Supervisor G17                           | \$6,956  | Net Increase of \$6,956    |
| <b>Public Works</b>     | Paving  | Reclass | Chemical Applications Technician G11 to Contract Inspector G14                     | \$4,775<br>Reduction in Temp Labor                 | Budget Neutral             |
| <b>Public Works</b>     | Paving  | New     | 2 Maintenance Workers G7   | \$68,972   | Net Increase of \$68,972   |

|                     |                         |                |   |                               |                          |
|---------------------|-------------------------|----------------|---|-------------------------------|--------------------------|
| <b>WIOA</b>         | Workforce Investment    | Reclass        | Support Clerk G7 to Administrative Assistant G12                | \$8,129                       | Net Increase of \$8,129  |
| <b>Metra</b>        | FTA Operations          | New            | Transit Compliance Officer G20                                  | \$60,172                      | Net Increase of \$60,172 |
| <b>Trade Center</b> | Trade Center Operations | Reclass        | Event Operations Supervisor G15 to Event Operations Manager G17 | \$4,408                       | Net Increase of \$4,408  |
| <b>Civic Center</b> | Events                  | Reclass        | Event Services Manager G17 to Event Services Manager G20        | \$-                           | Budget Neutral           |
| <b>Civic Center</b> | Events                  | Pay Adjustment | Intermittent Staff Hourly Rate Increase                         | \$41,130<br>Offset by Revenue | Budget Neutral           |

#### F. OLOST Distribution

The OLOST expenditure budget is projected to be \$35.6 million in FY2020, with 70% dedicated to Public Safety (\$25.2 million) and 30% dedicated to infrastructure (\$10.4 million).

Out of the \$25.2 million dedicated to Public Safety, \$23.25 million is appropriated (already obligated) for prior, ongoing commitments related to personnel expenses, debt service, and cost allocations. The remaining OLOST funds are appropriated for: 1) FY2020 pay raise and COLA pay adjustments for OLOST positions (\$80,025); 2) the replacement of the Wired Ethernet to Wireless Microwave System (\$696,687); and additional capital outlay allocated among the Public Safety departments and offices (\$1,021,889).

The additional OLOST monies for capital was allocated as follows:

| <b>OFFICE</b>            | <b>DESCRIPTION</b>   | <b>AMOUNT</b>      |
|--------------------------|--|--------------------|
| <i>Police Department</i> | Fifty-Four Pursuit Vehicles via GMA Lease Program and Motor Squad Headsets                       | \$578,407          |
| <i>Sheriff's Office</i>  | Inmate Video Visitation System (Year 3 of 4), Twenty-Five Pursuit Vehicles via GMA Lease Program | \$339,848          |
| <i>Fire/EMS</i>          | Staffing Module (Year 2 of 3), 40 Personal Protective Equipment                                  | \$93,690           |
| <i>Marshal's Office</i>  | One Pursuit Vehicle via GMA Lease Program  | \$9,944            |
|                          | <b>TOTAL</b>   | <b>\$1,021,889</b> |

In coming years, we will have two significant drains on our OLOST monies, which will reduce the sums distributed to individual public safety departments/offices. Those two items are:

**1. Court Management System Upgrade**

Implementation of the new Court Management System is currently underway. Our existing mainframe system will no longer be supported after July 2021, which is why the need to begin the 24 month implementation process became critical in FY2019. While some of the implementation costs were set aside over the course of time, the remaining implementation costs as well as ongoing annual maintenance costs will need to be covered for several years to come. Implementation and annual maintenance costs total \$8.1 million over the next five years with only annual maintenance thereafter at an annual cost of approximately \$710,000.

**2. Motorola Radio System Upgrade**

The upgrade of all Public Safety radios is another critical project that is currently underway. Motorola will discontinue providing support for all radios used by Public Safety and General Government departments effective December 31, 2019. The result of this discontinuation warranted the need to replace all Public Safety radios first. The General Government departments will utilize the old Public Safety radios for scrap parts to maintain the General Government radios until funding can be identified to replace the remaining radios. The total cost of this project is \$4.9 million over the course of three (3) years with equal installment payments being due in FY2020, FY2021, and FY2022.

## **IV. Conclusion**

This Mayor's FY2020 Adopted Budget message is presented together with the City Manager's budget letter and the FY2020 Adopted Budget Book. We should be encouraged by the progress we have made over the past few difficult years, and know the decisions we make this year will likewise move us toward greater financial security and community prosperity. We do continue to face systemic limitations caused by our tax structure and state revenue policies. Innovative thinking will need to be employed to determine how our community can continue to thrive in the face of those limitations.

I want to thank our City Manager Isaiah Hugley, Deputy City Managers Lisa Goodwin and Pam Hodge, our Finance Director Angelica Alexander, our Department Heads, our elected partners and staff for their tremendous assistance in the effort of composing this fiscally responsible Adopted Budget.

To our Council, I thank you for all of the hard work that was necessary to review, deliberate upon and decide the FY2020 Adopted Budget.


This is the Columbus, Georgia Consolidated Government Fiscal Year 2020 Adopted Budget submitted for your examination and review.

Respectfully Submitted,

A handwritten signature in black ink, appearing to read "B.H. Henderson III", with a stylized flourish at the end.

B.H. "Skip" Henderson III  
Mayor  
Columbus, Georgia Consolidated Government





This page intentionally left blank.



**Columbus, Georgia**  
**Georgia's First Consolidated Government**  
P.O. Box 1340, Columbus, Georgia 31902-1340

OFFICE OF THE CITY MANAGER

Telephone (706) 653-4029  
FAX (706) 653-4032

July 1, 2019

Dear Ladies and Gentlemen:

As we prepare for the upcoming fiscal year, Columbus, Georgia continues to face the challenge of providing its citizens with vital, quality services and amenities within the confines of its limited resources without draining its long term reserves. Columbus, like other municipalities across the nation, continue to cope with the consequences of rising costs of necessities such as healthcare, federal and state policy changes, and unpredictability in the housing and financial markets. In light of our anemic revenue growth and increasing expenditure demands, we are now faced with two courses of action. We can continue to provide the level of services and amenities our citizens are accustomed to, while deferring significant investments in our public buildings and infrastructure. Even though this option may provide short-term financial relief, it is not sustainable as it promotes the deterioration of our infrastructure and engenders greater costs over time. Or we can prudently invest in needed services and infrastructure that will not only help maintain the quality of life demands from our citizens but also preserve our community's social, economic, and fiscal conditions. In a time of significant fiscal pressure and uncertainty, we must prioritize maintenance of essential services and infrastructure investments in such a way that will improve and strengthen what we love about Columbus without losing our sense of culture, character and community. For that reason, the Columbus Consolidated Government remains committed to providing efficient services and top-notch quality of life amenities to our citizenry through fiscal accountability, civic responsibility, and innovative leadership.

In preparing this FY20 Adopted Budget, the needs and demands of the citizens we serve were at the root of our concerns. This budget cycle has presented similar challenges to those we have faced in the past few years. The goal was to live within our means while meeting the service needs of our citizens without undue depletion of our long-term reserves, which are vital to the sustainability of our city's economic infrastructure. While local, regional and national economic conditions remain uncertain in both consumer spending and in the housing market, the digest is projected to increase by 1 percent as other revenues fluctuate based upon user trends. The FY20 Adopted Budget is balanced at \$284,781,626. In order to balance the operating budget, \$1,859,946 of fund balance was budgeted across three Operating Funds which include \$856,902 from the General Fund, \$831,681 from the Other Local Option Sales Tax Fund and \$171,363 from the Economic Development Fund. Subsidies in the amount of \$200,000 was adopted for the Bull Creek and Oxbow Creek Golf Courses and \$600,000 was adopted for the excess charges for prisoner health care. There were no subsidies for the Civic Center Fund and Integrated Waste Fund. There are no service fee adjustments included in this adopted budget. For the second consecutive year, a limited amount of funding for capital outlay in the General Fund was also adopted as part of the budget.

There is a no change in the total millage rate in FY20 when compared to FY19. The millage rate is 17.65 for USD #1, 11.67 mills for USD #2 and 10.77 mills for USD #4. The total General and Urban district subject to the 9 mill cap is 9.00 mills in USD #1, 6.95 mills in USD #2, and 6.80 mills in USD #4.

## **Challenges**

We continue to struggle with replacement of capital equipment and infrastructure maintenance. The last time significant funding was made available for capital investment was with the 2009 Other Local Option Sales Tax. The Columbus City Council confirmed by resolution to dedicate 70% of the tax to Public Safety and 30% of the tax to Infrastructure. This FY20 Adopted Budget provides a small amount of funding for the Capital Replacement Program in the General Fund. We were able to fund minimal capital requests in other operating funds, but left many justified equipment requests and projects unfunded. Costs of operations remain at a minimal level. As we look to our future, we must be mindful of the potentially costly impact that deferred maintenance on equipment and vehicles or delayed reinvestment in basic infrastructure may pose to us in years ahead.

## **Cost Containment Measures**

Several cost containment measures were continued in the FY20 Adopted Budget. All positions that were unfunded during FY19 will continue to remain unfunded during FY20. An “unfunded” position is one that cannot be refilled during the budget year due to lack of available funding for the position, but the position remains an authorized position that may or may not be funded in subsequent budget years. This measure results in substantial annual savings in the General Fund.

In addition to continuing unfunded vacancies, the City has also made the decision to continue to defer major maintenance and significant capital improvements to most of its facilities and infrastructure for the foreseeable future. The aging and deteriorating condition of some of the City’s buildings and other facilities is of grave concern; however, the austere budget circumstances in which we find ourselves year after year simply do not allow the City to significantly invest in its own facilities at this time. In the near future, we are hopeful that we can secure the funding needed to facilitate the much needed improvements to our public buildings and infrastructure.

## **Budget Process**

Early in the budget preparation period, we forecasted that revenues would not fully support the operations of the government. The combination of reducing expenditures, unfunding vacancies, delaying most capital and infrastructure purchases, reducing subsidies to other funds and agencies, revising healthcare plan design and maintaining contribution levels, preserving General Fund-Fund Balance, revisiting fee adjustments for select services, and utilizing one-time revenues allowed us to balance the budget during this economic time. An increase of 1% in the tax digest for FY20 is estimated and a 97% collection rate is projected. The departments in the General Fund maintained the same operating budget as FY19, with a few exceptions. With departments/offices essentially operating at the same level as FY19, departments will have the extraordinary challenge of providing more, in most cases, with continued static financial resources and fewer human resources. Some departments will continue to leave positions unfunded and postpone filling any vacant positions, reduce or eliminate part time or overtime hours, make strategic changes to their scheduling and shifts, and evaluate operational priorities in order to remain within their allocated budgets.

The following chart details the Adopted Operating Budget for FY20. The left columns identify the funding for each fund, and the right columns show the appropriation for each fund in comparison with the adopted budget for FY19. The Fund Balance column identifies those funds that requires fund balance to balance their appropriations. There is some use of fund balance included in the Adopted Budget for FY20 as depicted below.

| FISCAL YEAR 2020                   |                      |                    |                      |                      |                      |              |
|------------------------------------|----------------------|--------------------|----------------------|----------------------|----------------------|--------------|
| SUMMARY OF FUNDS AND APPROPRIATION |                      |                    |                      |                      |                      |              |
| FUNDS                              | TOTAL FUNDING        |                    |                      | TOTAL APPROPRIATION  |                      |              |
|                                    | FY20 REVENUE         | FUND BALANCE       | TOTAL                | FY20 ADOPTED         | FY19 ADOPTED         | % CHANGE     |
| General                            | \$152,826,962        | \$856,902          | \$153,683,864        | \$153,683,864        | \$151,549,355        | 1.41%        |
| Stormwater                         | \$5,867,210          | 0                  | \$5,867,210          | \$5,867,210          | \$5,832,210          | 0.60%        |
| Paving                             | \$16,677,365         | 0                  | \$16,677,365         | \$16,677,365         | \$16,461,875         | 1.31%        |
| Medical Center                     | \$15,343,646         | 0                  | \$15,343,646         | \$15,343,646         | \$15,197,669         | 0.96%        |
| Integrated Waste                   | \$13,270,000         | 0                  | \$13,270,000         | \$13,270,000         | \$13,277,000         | -0.05%       |
| E911                               | \$3,959,990          | 0                  | \$3,959,990          | \$3,959,990          | \$4,019,886          | -1.49%       |
| Debt Service                       | \$14,403,055         | 0                  | \$14,403,055         | \$14,403,055         | \$12,947,878         | 11.24%       |
| Transportation                     | \$12,082,485         | 0                  | \$12,082,485         | \$12,082,485         | \$9,414,073          | 28.34%       |
| Trade Center                       | \$3,261,043          | 0                  | \$3,261,043          | \$3,261,043          | \$3,088,227          | 5.60%        |
| Bull Creek                         | \$1,207,000          | 0                  | \$1,207,000          | \$1,207,000          | \$1,250,200          | -3.46%       |
| Oxbow Creek                        | \$381,000            | 0                  | \$381,000            | \$381,000            | \$380,000            | 0.26%        |
| Civic Center                       | \$6,339,650          | 0                  | \$6,339,650          | \$6,339,650          | \$5,373,143          | 17.99%       |
| Econ Dev Auth                      | \$2,457,274          | \$171,363          | \$2,628,637          | \$2,628,637          | \$2,432,945          | 8.04%        |
| <b>Sub-TOTAL</b>                   | <b>\$248,076,680</b> | <b>\$1,028,265</b> | <b>\$249,104,945</b> | <b>\$249,104,945</b> | <b>\$241,224,461</b> | <b>3.27%</b> |
| 2009 Other LOST                    | \$34,845,000         | \$831,681          | \$35,676,681         | \$35,676,681         | \$34,115,831         | 4.58%        |
| <b>TOTAL</b>                       | <b>\$282,921,680</b> | <b>\$1,859,946</b> | <b>\$284,781,626</b> | <b>\$284,781,626</b> | <b>\$275,340,292</b> | <b>3.43%</b> |
| Health                             | \$23,912,887         | 0                  | \$23,912,887         | \$23,912,887         | \$23,847,283         | 0.28%        |
| Risk Management                    | \$4,676,684          | 0                  | \$4,676,684          | \$4,676,684          | \$4,279,299          | 9.29%        |
| WIOA                               | \$3,687,670          | 0                  | \$3,687,670          | \$3,687,670          | \$3,691,125          | -0.09%       |
| CDBG                               | \$2,115,024          | 0                  | \$2,115,024          | \$2,115,024          | \$2,066,470          | 2.35%        |

The total operating budget is \$284,781,626 excluding Health Insurance, Risk Management, Community Development Block Grant, and WIOA Funds. WIOA and Community Development Block Grant have different budget cycles due to federal regulations; an estimated budget is incorporated in the regular budget process. Budget adjustments for these funds will be forwarded to Council in the Fall.

### Assessment

The Columbus Consolidated Government offers an array of services to its residents including public safety, judicial, parks and recreation, sanitation and general government operations. At the time of consolidation in 1971, the government recognized that not all citizens within Muscogee County would receive equivalent levels of service. In recognition of this disparity, specific tax districts were established to levy taxes in direct proportion to services provided within each taxing district.

Currently, there are three urban service districts (USD1, USD2, and USD4), not including the special districts created for the Business Improvement District. The assessment and millage set for the primary three districts are distinguished by the services provided to each district: general services and urban services. The general services are provided to the total area of Muscogee County as fixed and established on the effective date of the last amendment to the charter. Functions and services provided to the general service district are commonly available and accessible or otherwise provided to all residents throughout the total area of the county. Examples are judicial services, parks and recreation, city administration, certain police services, health facilities and incarceration facilities. Urban service districts provide more comprehensive and intensive levels of governmental duties. Examples are fire protection, police patrol services and street maintenance. The total millage for urban and general service plus transportation services has a nine-mill cap not including debt service, Medical Center appropriation, and road and stormwater (sewer) millages.

The criterion for calculating the millage rate in each district is outlined below.

**General Service** - Services are of equal level throughout the county. Taxes are levied on all Muscogee County property owners.

**Medical Center Tax** - A three-mill levy is assessed with revenue paid to the Hospital Authority for medical care of county residents who cannot afford medical treatment.

**METRA** - This tax is levied to subsidize mass transit in the city. Taxes are levied after all other income from fares and other service charges and other governmental entities are calculated.

**Urban Service** - Services are diverse in various sections of the county. Taxes are levied proportionately on property owners of each district based on the level of service.

**Fire Tax** - The millage rate is dependent on the Fire Department's ISO rating for each district. The ISO rating is the same throughout all of Muscogee County.

**Patrol Services** - The tax rate is calculated according to the median response time on all police calls.

**Stormwater (Sewer)** - The tax rate is calculated according to the number of miles of public roads and streets in the district, which are maintained at local expense.

**Street Maintenance** - The tax rate is calculated according to the number of miles of public roads in each district per acre of land. Taxes are levied in the Paving Fund for this activity.

The chart below shows the distribution of the millage among districts.

| TAX MILLAGE COMPARISON<br>FY19 ADOPTED TO FY20 ADOPTED |                           |                 |        |                           |                 |        |                           |                 |        |
|--|---------------------------|-----------------|--------|---------------------------|-----------------|--------|---------------------------|-----------------|--------|
|  | URBAN SERVICE DISTRICT #1 |                 |        | URBAN SERVICE DISTRICT #2 |                 |        | URBAN SERVICE DISTRICT #4 |                 |        |
|  | FY19<br>Adopted           | FY20<br>Adopted | Change | FY19<br>Adopted           | FY20<br>Adopted | Change | FY19<br>Adopted           | FY20<br>Adopted | Change |
| Total General and Urban                                | 8.18                      | 8.18            | 0.00   | 6.13                      | 6.13            | 0.00   | 5.98                      | 5.98            | 0.00   |
| METRA  | 0.82                      | 0.82            | 0.00   | 0.82                      | 0.82            | 0.00   | 0.82                      | 0.82            | 0.00   |
| Total Subject to Cap                                   | 9.00                      | 9.00            | 0.00   | 6.95                      | 6.95            | 0.00   | 6.80                      | 6.80            | 0.00   |
| Stormwater (Sewer)                                     | 1.24                      | 1.24            | 0.00   | 0.20                      | 0.20            | 0.00   | N/A                       | N/A             | N/A    |
| Paving   | 3.44                      | 3.44            | 0.00   | 0.55                      | 0.55            | 0.00   | N/A                       | N/A             | N/A    |
| Medical Center   | 3.00                      | 3.00            | 0.00   | 3.00                      | 3.00            | 0.00   | 3.00                      | 3.00            | 0.00   |
| Economic Development                                   | 0.50                      | 0.50            | 0.00   | 0.50                      | 0.50            | 0.00   | 0.50                      | 0.50            | 0.00   |
| Total M & O  | 17.18                     | 17.18           | 0.00   | 11.20                     | 11.20           | 0.00   | 10.30                     | 10.30           | 0.00   |
| Debt Service   | 0.47                      | 0.47            | 0.00   | 0.47                      | 0.47            | 0.00   | 0.47                      | 0.47            | 0.00   |
| Total Tax Rate   | 17.65                     | 17.65           | 0.00   | 11.67                     | 11.67           | 0.00   | 10.77                     | 10.77           | 0.00   |

In Urban Service District #1, which encompasses most of the community's land area, the millage rate will be 17.65 mills. Funding is continued for economic development activities. In Urban Service District #2, which extends along the northern boundary of Columbus, the tax rate will be 11.67 mills. In Urban Service District

#4, which is presently limited to some small parcels near the Fort Benning reservation, tax rate will be 10.77 mills. Under the requirements of the Taxpayer Bill of Rights, three public hearings will be held in order for citizens to discuss the changes in the tax rate.

### **Personnel Changes and Employee Compensation**

Each year, a major portion of the budget is allocated to personnel costs. In FY20, that percentage will reach approximately 54%. The City increased its annual health care contribution from \$5,800 to \$5,825 per full time budgeted position. Employee premium contributions will continue to reflect a shared contribution strategy of 70% employer contribution applied across all plans as well as plan adjustments to provide a premier health insurance plan for employees and their qualified dependents. Employee's spouses that have access to an employer sponsored health insurance plans must pay a spousal surcharge to be included in the City's health insurance plan. The establishment of the Health and Wellness Center, which opened in May 2013, is expected to continue to assist with controlling the rising costs of healthcare through improved employee health status and improved control over chronic conditions like high blood pressure, diabetes, and high cholesterol. Staff will continue to pursue development of "tools" to help our employees make better health choices based on education and cost cutting strategies. All elected officials whose pay is tied directly to the State of Georgia's Merit System did not receive an increase in their pay effective January 1, 2019. However, all full-time general government and public safety employees (excluding elected officials) hired on or before June 30, 2018 will receive a 1.0% pay increase effective January 2020 in this budget. There is also a cost of living adjustment for all general government and public safety employees of 1.0% effective January 2020 and a cost of living adjustment for retired employees of 0.5% effective January 2020 is included in this adopted budget. The Public Safety employees continue to receive an annual \$3,121 supplement. Other personnel adjustments are outlined in the Personnel Section of this budget document.

### **Capital Projects and Capital Outlay**

The FY20 budget includes \$7,837,741 in capital improvements projects and \$7,203,393 for capital outlay across all operating funds. Funding has been included for road resurfacing, and pipe rehabilitation and replacement. Details of the capital improvement projects are found in Capital Improvement Projects Section. The Capital Outlay is detailed in the Appendix.

### **Departmental Highlights**

Listed below are the major budget highlights for each department. Due to the required contribution for pension, some departmental budgets have decreases in personnel costs and show an overall budgetary decrease. This does not reflect a staffing or operational reduction. Major changes beyond personnel are identified with additional details contained in the Departmental Summaries Section of this budget document.

- ◆ The Legislatives' FY20 funding level is \$586,368, a 3.73% increase from the FY19 adopted budget of \$565,300 due to the staff reclassifications and the addition of a new part-time position. This department includes the Council and the Clerk of Council divisions.
- ◆ The Executive's FY20 funding level is \$1,328,551, a 0.40% decrease from the FY19 adopted budget of \$1,333,908.
  - ◆ The Mayor's Office decreased by 2.82% from \$296,482 to \$288,130.
  - ◆ The funding level for the Internal Auditor's Office is \$200,715, a 1.64% increase from the FY19 adopted budget of \$197,477.
  - ◆ The Crime Prevention/Intervention program will also receive funding from the Other Local Option Sales Tax in the amount of \$839,706, a 0.03% decrease over FY19.

- ◆ The City Attorney's Office FY20 funding level is \$714,980, a 0.16% decrease from the FY19 adopted budget.
- ◆ The City Manager's FY20 funding level is \$1,507,470, a 0.29% decrease from the FY19 adopted budget. This department includes the City Manager's Office, Mail Room, Print Shop, Public Information, and Citizen Service Center.
- ◆ Finance's FY20 funding level is \$2,353,899 a 0.94% increase from the FY19 adopted budget. This department includes the Director's Office, Accounting, Revenue, Financial Planning, Purchasing and the Cash Management divisions.
- ◆ Information Technology's FY20 funding level is \$5,499,081, a 2.08% increase from the FY19 adopted budget. The Information Technology Department will also receive funding from the Other Local Option Sales Tax (Infrastructure) in the amount of \$913,610 for continued investment in critical technology improvements. \$457,356 of FY20's Other Local Option Sales Tax allocation will be used to implement a new Constituent Work Order System that will be used in our Citizens Service Center.
- ◆ Human Resources' FY20 funding level is \$2,107,604, a 1.40% increase from the FY19 adopted budget. This department includes the Administration and Employee Benefits divisions.
- ◆ Inspections and Code Enforcement's FY20 funding level is \$1,945,325, a 0.85% decrease from the FY19 adopted budget. During FY19, Special Enforcement personnel transferred from Public Works to Inspections and Codes.
- ◆ The Planning Department's FY20 funding level is \$293,699, a 6.35% increase from the FY19 adopted.
- ◆ The Community Reinvestment funding level is \$131,712, a 7.12% decrease from the FY19 budget.
- ◆ Engineering Department's FY20 funding level is \$1,664,771, a 5.20% decrease from the FY19 adopted budget. This department includes Traffic Engineering and Radio Communications divisions. The Radio Communications division established a radio maintenance agreement with Motorola through the Motorola Migration Assurance (MAP) Plan in FY17. In addition to the aforementioned divisions, which are funded in the General Fund, this department manages divisions funded in the Stormwater (Sewer) and Paving Funds. Engineering Department's Drainage Division will operate with \$791,862, a 19.34% increase from FY19's adopted budget, and the Highways & Roads Division will operate with \$1,191,897, a 7.21% increase from FY19's adopted budget. Engineering also receives an allocation of \$1,700,000 from the Other Local Option Sales Tax, which is a 5.56% decrease from the amount allocated in FY19.
- ◆ Public Works' FY20 funding level is \$8,322,386, a 2.96% increase from the FY19 adopted budget. This department includes the Director's Office, Fleet Management, Animal Control, Cemeteries, Facilities Maintenance, and Other Maintenance & Repairs divisions. Besides managing the aforementioned divisions, which are funded in the General Fund, the department manages divisions in other Operating Funds that are listed below: Two divisions, Stormwater Maintenance and Other Maintenance & Repairs, operate with \$3,314,409 in the Stormwater Fund. This allocation is a 9.90% decrease from the FY19 adopted budget for Public Works' stormwater construction and maintenance activities. The Public Works' Department will also receive funding from the Other Local Option Sales Tax in the amount of \$750,000 for Facility Improvements and \$130,157 for OLOST supplements for Correctional Officers.

- ◆ Four divisions; Streets, Urban Forestry & Beautification, ROWM Community Services, and Other Maintenance & Repairs, operate with \$12,356,580 in the Paving Fund. This allocation is a 1.66% increase over the FY19's adopted budget for Public Works' paving and maintenance activities.
- ◆ Six divisions; Solid Waste Collection, Recycling, Granite Bluff Inert Landfill, Oxbow Meadow Inert Landfill, Pine Grove Landfill, Recycling, and Other Maintenance & Repairs, operate with \$10,318,538 in the Integrated Waste Management Fund. This allocation is a 3.14% increase from the FY19 adopted budget for Public Works' waste management program and maintenance activities. These operating funds includes the purchase of \$1,079,085 in much needed capital through a capital lease program in FY20.
- ◆ Other Maintenance & Repairs is budgeted in the Transportation (METRA) Fund for \$15,000 and in the Civic Center Fund for \$125,000.
- ◆ Parks & Recreation's FY20 total funding level is \$11,152,799, a 5.28% increase from the FY19 adopted budget. This department includes the Director's Office, Park Services, Recreation Services, Community Schools, Athletics, Therapeutics, and Special Facilities (Memorial Stadium, Golden Park, Cooper Creek Tennis Center, Aquatics, Columbus Aquatics Center, Pottery Shop, Lake Oliver Marina and Senior Citizen's Center divisions). In addition to the aforementioned divisions, which are funded in the General Fund, the department also manages the program listed below:
  - ◆ Parks Refuse Collection operates with \$84,841 in the Integrated Waste Management Fund. This allocation is a 0.13% decrease over last year's budget for Parks & Recreation waste management program activities.
  - ◆ The Parks & Recreation Department will also receive funding from the Other Local Option Sales Tax in the amount of \$49,766 for OLOST supplements for correctional officers, a decrease of 2.58%.
- ◆ Cooperative Extension Services' FY20 funding level is \$137,865, no change from the FY19's adopted budget. The staff members are state employees, but the Consolidated Government supplements five salaries.
- ◆ Boards & Commissions' FY20 funding level is \$2,300,925, a 6.28% increase from the FY19 adopted budget due to additional election expenses being added to the Board of Elections and Registration. FY20 is a presidential election year. This department includes the Board of Tax Assessors and the Board of Elections and Registration.
- ◆ Police Services' FY20 funding level is \$26,475,666, a 0.11% decrease from the FY19 adopted budget. This department includes the Chief of Police, Intelligence/Vice, Support Services, Field Operations, Office of Professional Standards, Administrative Services, and Investigative Services divisions. Besides managing the aforementioned divisions, which are funded by the General Fund, the department manages the emergency call center (E911).
  - ◆ The Police Department will also receive funding from the Other Local Option Sales Tax in the amount of \$8,560,038, a 4.47% decrease from FY19.
  - ◆ The Emergency Call Center (E911) operates with \$3,734,545 in the Emergency Telephone Fund. This allocation is 1.09% less than last year's budget for E-911 activities. Operational costs continue to grow more rapidly than funding



appropriated from the \$1.50 surcharge on all land-based, wireless, and pre-paid telephone lines. In FY20, a transfer from the Other Local Option Sales Tax Fund in the amount of \$939,990 was necessary to subsidize operational costs. In addition to the subsidy transfer, E911 operations also receives funding from the Other Local Option Sales Tax in the amount of \$706,338 for personnel and operating expenses.

- ◆ Fire and Emergency Services' FY20 funding level is \$24,360,451, reflects a 0.18% increase from the FY19 adopted budget. This department includes the Chief of Fire and EMS, Suppression and EMS, Training, Prevention, Hazardous Materials Response Team, Maintenance, Special Operations, Administrative Services, Logistics/Support, and Emergency Management divisions. The Fire Department will also receive funding from the Other Local Option Sales Tax in the amount of \$2,770,526, a 6.02% decrease from the FY19 Adopted Budget.
- ◆ The Muscogee County Prison's FY20 funding level is \$7,887,536, a 0.56% decrease from the FY19 adopted budget. The Muscogee County Prison will also receive funding from the Other Local Option Sales Tax in the amount of \$674,936, a 6.72% decrease from the FY19 adopted.
- ◆ The Superior Court Judges' FY20 funding level is \$1,362,827, a 1.32% increase from the FY19 adopted budget.
- ◆ The District Attorney's FY20 funding level is \$2,367,997, reflects a 0.34% decrease from the FY19 adopted budget. The District Attorney's Office also manages the Victim/Witness Assistance Program, which is partially funded by the Crime Victim Surcharge. The Victim Witness Program's FY20 funding level is \$189,351. This allocation reflects a 0.24% decrease from FY19's adopted budget. The remaining balance of the 5% surcharge will be carried forward at the end of the fiscal year. A portion of this budget is funded by proceeds of a 5% surcharge assessed on all court fines levied in the Chattahoochee Judicial Circuit. The District Attorney will also receive funding from the Other Local Option Sales Tax in the amount of \$189,546 for personnel.
- ◆ The Jury Manager's FY20 funding level is \$494,767. This allocation reflects a 5.25% increase from the FY19 adopted budget attributable to an increase in petit jury fees.
- ◆ The Juvenile Court's FY20 funding level is \$680,390, a 0.24% increase from the FY19 adopted budget.
- ◆ The Circuit Wide Juvenile Court's FY20 funding level is \$336,704, a 1.50% decrease from the FY19 adopted budget.
- ◆ The Clerk of Superior Court's FY20 funding level is \$1,997,127 which is a 1.30% decrease from the FY19 adopted budget. The Clerk of Superior Court became responsible for the Board of Equalization effective January 1, 2011 with a FY20 funding level of \$99,633. This allocation reflects a 0.17% decrease from the FY19 adopted budget. This budget also includes a position in the Clerk's office that is funded from Other Local Option Sales Tax funds in the amount of \$42,981.
- ◆ State Courts' FY20 funding level is \$1,748,965, a 2.36% increase from the FY19 adopted budget. This department includes State Court Judges and the State Court Solicitor's Office. This increase is largely due to the addition of a new Law Clerk position for the State Court Judges. The State Court Solicitor's Office will also receive funding from the Other Local Option Sales Tax in the amount of \$220,812 for personnel and operating expenses.
- ◆ The Public Defender's FY20 funding level is \$2,097,939, a 2.78% increase from the FY19 adopted budget. The Indigent Defense Act was effective on January 1, 2005, which required the consolidation

of Public Defender services in Superior and Juvenile Courts. This includes the Circuit Wide Public Defender and the Muscogee County Public Defender. The Circuit Wide Public Defender will also receive funding from the Other Local Option Sales Tax in the amount of \$174,794 for contractual services. The increase is due to salary and benefit increases for the Public Defenders.

- ◆ Municipal Court's FY20 funding level is \$2,219,655, a 1.33% increase from the FY19's adopted budget. This department includes Municipal Court Judge, Clerk of Municipal Court and the Municipal Court Marshal. Their budgets are detailed below:
  - ◆ The Municipal Court Judge's budget is \$404,970, a 10.78% increase from the current adopted budget. This increase is due to an additional Deputy Clerk II position.
  - ◆ The Clerk of Municipal Court's FY20 appropriation is \$755,514, a 0.65% decrease from the FY19 adopted budget. The Clerk of Municipal Court will also receive funding from the Other Local Option Sales Tax in the amount of \$89,897 for personnel, a 5.62% decrease over the FY19 adopted budget.
  - ◆ The Municipal Court Marshal's FY20 appropriation is \$1,059,171, a 0.50% decrease from the FY19's adopted budget. The Marshal will also receive funding from the Other Local Option Sales Tax in the amount of \$316,787 for a 5.56% decrease over the FY19 adopted budget.
- ◆ The Probate Court's FY20 funding level is \$519,615, an 0.11% increase from the current adopted budget. Beginning in FY19, Probate Court became a U.S passport processing facility which will generate additional revenue for the City. The Probate Court will also receive funding from the Other Local Option Sales Tax in the amount of \$43,909 for personnel.
- ◆ The Muscogee County Sheriff's Office's FY20 funding level is \$25,990,590, a 0.07% increase from the FY19 adopted budget. This department includes the Sheriff Administration, Operations, Detention, and Motor Transport divisions. The Sheriff's Office will also receive funding from the 2009 Other Local Option Sales Tax in the amount of \$2,742,055, a 5.72% decrease over the FY19 adopted budget amount for the Sheriff's Office.
- ◆ The Tax Commissioner's Office's FY20 funding level is \$1,674,679, a 2.01% increase from the FY19 adopted budget.
- ◆ The Coroner's Office's FY20 funding level is \$360,465, a 20.26% decrease from the FY19 adopted budget due to the addition of one new Deputy Coroner position. The Coroner's Office will also receive funding from the Other Local Option Sales Tax in the amount of \$11,484 for personnel.
- ◆ The Recorders' Court has an FY20 funding level of \$1,095,429. This reflects a 12.97% increase from the FY19 adopted budget amount due to the addition of three new Deputy Clerk positions. The Recorders' Court also receives funding of \$85,962 from the Other Local Option Sales Tax, a 5.01% increase from the current adopted budget.
- ◆ The Consolidated Government provides funding to diverse community organizations. The Agency's FY20 funding level is \$1,744,329, 2.85% lower than the total amount provided for in the FY19 adopted budget.
- ◆ The Medical Center's FY20 funding level is \$15,343,646. This appropriation reflects a 0.96% increase over the FY19 adopted budget. The Consolidated Government provides this funding to

account for inpatient hospital and outpatient healthcare to its indigent citizens and inpatient and outpatient healthcare for its prisoners. The agreement was renegotiated and the city remits only what is collected of the 3 mills levied.


- ◆ Debt Services' FY20 funding level is \$14,403,055, an 11.24% increase from the FY19 adopted budget. This appropriation is scheduled to fund general bond obligations, lease contracts with the Columbus Building Authority, and other debt obligations.
- ◆ Transportation Services' FY20 funding level is \$12,082,485, a 28.34% increase from FY19's Adopted Budget. TSPLOST funding was incorporated in Metra's budget beginning in FY17. This department includes the Director's Office, Operations, Maintenance, Dial-A- Ride, and Grant Management and Planning divisions. Besides managing the aforementioned divisions, which are funded by the Transportation Fund, Metra also manages parking activities. The Transportation Services Department will also receive funding from the Other Local Option Sales Tax in the amount of \$3,828.
  - ◆ The parking management function moved to the General Fund in FY19 due to it no longer meeting the requirements of being a separate enterprise fund. Parking's FY20 funding level in the General Fund is \$177,488. Parking violation fines are currently \$40 per violation and remain unchanged in FY20. This division is responsible for parking enforcement and the management of certain parking garages to include the Front Avenue Parking Garage, Bay Street Parking Garage, Citizen Services Center Parking Garage, and the Government Center Parking Garage.
- ◆ The Columbus Ironworks Convention and Trade Center's FY20 funding level is \$3,261,043, a 5.60% increase from the FY19's adopted budget. This department is budgeted as an enterprise fund, where \$680,000 and \$650,000 in revenue are projected from Beer and Hotel/Motel Taxes respectively. The remainder of the budget will be funded by various activities and events.
- ◆ Columbus' Golf Authority's FY20 funding level is \$1,588,000, a 2.66% decrease from the FY19 adopted budget. The authority operates the Bull Creek and Oxbow Creek Golf Courses. This budget includes an operational subsidy to Oxbow Creek of \$150,000 and to Bull Creek of \$50,000 from the General Fund.
- ◆ The Civic Center's FY20 funding level is \$6,339,650, an 17.99% increase from FY19's adopted budget. The Civic Center receives a percentage of the Hotel/Motel Tax collected, totaling \$1,300,000. There is no General Fund subsidy included in this budget for the Civic Center Fund.
- ◆ Employee Health Insurance Fund's FY20 funding level is \$23,912,887 reflecting a 0.28% increase from the FY19 adopted budget. The City's contribution will be \$5,825 per budgeted employee in FY20.
- ◆ Risk Management's FY20 funding level is \$4,674,684, up 9.29% under the FY19 adopted budget. The Risk Management fund usually includes allocations for risk management as well as workers' compensation.
- ◆ Economic Development' budget increased to \$2,628,637, an increase of 8.04% over the FY19 adopted budget amount. The amount is determined by an estimate of 0.50 mills. The total of 0.50 mills includes 0.25 mills dedicated to the Development Authority for new and ongoing economic development activities, an annual payment in the amount of \$800,000 for the NCR and BC/BS projects (Year 5 of 10), \$500,000 towards the Film Fund, and \$100,000 for the Mercer Project (Year 1 of 3). Annual appropriation and allocation of the Economic Development Fund is at the discretion of Council.

- ◆ Workforce Innovation & Opportunity Act (WIOA), also formerly known as the Job Training Partnership Act (JTPA) will have a funding level of \$3,687,670 in FY20. Since this is a federally funded program, its program year overlaps with the City's fiscal year. Revisions will be forthcoming in the fall to adjust the funding levels when contracts are finalized.
- ◆ The Community Development Block Grant (CDBG) Fund FY20 funding level will be \$2,115,024, an increase of 2.35% from the FY19 adopted budget. This is another federally funded program that overlaps the City's fiscal year where program adjustments will be needed in the fall.


### **Conclusion**

The budget reflects the very challenging times we continue to confront. It is essential that we are realistic about the budget decisions ahead of us. The goal is to remain financially stable to endure such extraordinary changes in the economy. As we strive to find more creative ways to deliver services, we will also strive to plan today for a better tomorrow and meet the demands of our valued citizens. The dedication and commitment of the staff to deliver services and sustain the City in these lean times is commendable.

Sincerely,

A handwritten signature in black ink, appearing to read "Isaiah Hugley". The signature is stylized with a large loop at the beginning and a long horizontal stroke at the end.

Isaiah Hugley  
City Manager



This page intentionally left blank.

# WELCOME TO COLUMBUS



## QUICK FACTS



Located just 100 miles southwest of Atlanta

Longitude: 84°59'/Latitude: 32°30'

Area: 221 sq. miles

Altitude: 250 ft. above sea level

Climate: Balmy Summers/Mild Winters

Avg. High Temp: 76.2°

Avg. Low Temp: 55.0°

Avg. Monthly Rainfall: 3.9 in.

Avg. Annual Rainfall: 46.8"

Current Mayor: Skip Henderson

Georgia's third largest city

Georgia's fourth largest metropolitan area

Population (2016): 197,485

MSA population (2016 est.): 308,755

Year Founded/Consolidated: 1828/1971



Named the Columbus  
Whitewater Adventure as one of the  
Top Man Made Adventures of the  
World (Sept. 2013)



Ranked #75 on  
Livability.com's  
Top 100 Best Places to Live  
(2014)



In Columbus, Georgia...*"We do amazing."*



**We do amazing.**

## **COLUMBUS PROFILE**



**N**estled in Georgia's southern Piedmont region on the banks of the mighty Chattahoochee River is one of the hidden jewels of the American South. Columbus is one of Georgia's three Fall Line Cities, along with Augusta and Macon. The Fall Line is where the hilly lands of the Piedmont plateau meet the flat terrain of the coastal plain. Due to its unique location, Columbus has a varied landscape that includes rolling hills on the north side and flat plains on the south. It is centered by the Chattahoochee River, a rich natural resource that allowed Columbus to thrive as a milling and textile manufacturing hub in its early years and that provides a variety of opportunities for recreation, sport, and beauty today. Founded in 1828, Columbus was the last planned city of the original Thirteen Colonies. Originally, the city was inhabited by the Yuchi and Creek Indians and was later claimed by Spanish missionaries in 1679. Later, the French and British discovered it as a strategic trading site. Because of its proximity to the Chattahoochee River, Columbus grew to become a center of shipping and military manufacturing. Before and during the Civil War, Columbus served as a center for arms manufacturing. Following the Civil War, reconstruction was vigorous and included the building of several factories and the Springer Opera House, which later became the State Theater of Georgia. Continuing its military relationship, the Columbus Soldiers' Aid Society sponsored the nation's first celebration of Memorial after the Civil War. Later in 1918, a small camp became **Fort Benning**, which is now the largest infantry school in the world and home to the Western Hemisphere Institute for Security Cooperation (WHINSEC). Today, Columbus is a vibrant community that is rich in

culture, economic, educational and recreational opportunities. Its diverse population enjoys the beautiful tapestry that this once textile-mill based city has built using its natural and manmade resources to reach its full potential.

### **Columbus & Muscogee County**

In 1971, the City of Columbus and Muscogee County consolidated to form the first consolidated government in Georgia. The entire county is inside the city limits. Outer areas of the county are classified for taxing purposes as General Service Districts (GSDs). The balance of the county is divided into two Urban Service Districts (USDs) receiving more comprehensive services than GSDs. The government has a ten-member Council and Mayor. The Council is composed of one member from eight proportional districts and two at-large districts serving four-year staggered terms. The Mayor, who also serves a four-year term, appoints the City Manager pending approval by Council. Open sessions are held by Council on Tuesdays at 9:00 a.m. (2<sup>nd</sup> & 5<sup>th</sup> Tuesdays) and at 5:30 p.m. (1<sup>st</sup> & 4<sup>th</sup> Tuesdays). According to US Census Bureau statistics, the City of Columbus is now the third largest in the state of Georgia with roughly 195,000 residents as of July 2017 estimates. The larger combined statistical metropolitan area, which consists of Columbus (GA), Phenix City, Auburn, and Opelika (AL) has over 325,000 residents. The Columbus Consolidated Government (CCG) is a full service city providing a wide range of municipal programs and facilities. Services include the following: public safety, recreation and cultural events, transportation, planning and development, road maintenance and general governmental services. Over 3,000 employees work for CCG.

# Columbus Profile

## Education



The **Muscogee County School District**, consolidated since 1958, has 57 schools with enrollment approaching 32,000 students. The Muscogee County School District was recently rewarded for being selected onto the 2019 Exemplary Board during the Georgia School Boards Association (GSBA) Summer Conference and Delegate Assembly. In addition, during the conference, Board Chair Patricia Hugley-Green was designated as President-Elect. The GSBA Board Recognition Program is a three-tier progression process to attain the highest level in board governance with ranking levels of Quality, Distinguished and Exemplary.



A number of institutions of higher learning are located in the area as well: **Columbus State University** with an enrollment of 8,400 students and **Columbus Technical Institute** with enrollment of 5,200 students. Within commuting distance of Columbus are six other

institutions including **Auburn University**, **Troy State** and **LaGrange College**.

## Film Industry

Film Georgia is enticing filmmakers from throughout the country, creating over \$9.5 billion annual revenue. As a community with a history of promoting local

artists, Columbus has put itself in a position to become the state's third film hub by hosting a film festival held annually, forming a \$5 million film fund, building a state-of-the-art studio, and growing a workforce trained and certified in film production. Recently, Columbus State University added a new Film Production Certificate program that will introduce skills used in on-set film production while utilizing film industry standard organizational structures, professional equipment and on-set procedures. In addition, the university has entered into an agreement with the W.C. Bradley Company to utilize an 180,000 square foot building to be used as a state-of-the-art movie and TV production studio complete with sound stages and offices.

A full-length dramatic film entitled *The Long Night* starring Bruce Willis is set to take place in Columbus, Georgia. "The Long Night" will be the first project financed by the Columbus Film Fund, a public-private partnership which uses private funds to incentivize film and TV productions to come to Columbus.

Will Oliver, a former student and current instructor at the Springer Theatre Academy is heading to the big screen in an upcoming film, *Electric Jesus*. The new age feature film is set to start production here in Columbus. The movie follows a Christian rock and roll band. One of those band members and main characters will be Will Oliver.

## Attractions and Landmarks



In May 2013, a long-term vision was brought to fruition with the opening of a whitewater rapids



# Columbus Profile

course on the Chattahoochee River - the longest urban whitewater venue in the world, boasting high level rapids and exciting runs. A local outfitter has established a well-organized guide and equipment system to provide maximum enjoyment for rafters and kayakers. In September, 2013, **USA Today** named the Columbus Whitewater adventure as one of the Top Man Made Adventures of the World.

In its first full year of operation, this whitewater rapids course has been burgeoning with activity by locals and visitors alike. The challenging “Cutbait” rapid has become synonymous with the area’s high energy level and exciting pace - an annual music festival has even been established with “Cutbait” in its name. There is also an opportunity to take flight on the Blue Heron Adventure, which is a zip line that crosses the Chattahoochee River. With development and business investment on both sides of the Chattahoochee, it is anticipated that the whitewater attraction will continue to bring visitors to the Columbus area as well as provide meaningful recreation and entertainment to residents of the area.



Noteworthy historical sites exist within the county. The **National Infantry Museum and Soldier Center at Patriot Park** celebrated its Grand Opening June 19, 2009. It is located in Columbus, Georgia, just outside the gates of Fort Benning, the home of the Infantry and one of the Army’s largest and most highly acclaimed U.S. Army installations. This world-class tribute to Infantrymen past, present and future is the first of its kind in the United States. Throughout the 190,000-square-foot museum, visitors take an interactive journey through every war fought by the U.S. over the past two centuries. The museum tells the heroic story of everyday Infantrymen through an enviable collection of more than 30,000 artifacts. Era galleries trace Infantry history from before the Revolutionary War to action today in Iraq and Afghanistan. There is a

special gallery recognizing Medal of Honor recipients and one that pays tribute to those who love an Infantryman, and the sacrifices they make supporting him. There is an IMAX Theatre, full-service restaurant and gift store. Patriot Park includes a parade field for Fort Benning Infantry School graduations, a memorial walk of honor and an authentically recreated World War II Company Street. In 2016, it received additional recognition with being named USA Today Readers’ Choice Best Free Museum.



The **Springer Opera House**, built in 1871, is the State Theater of Georgia and offers adult and children’s theater. After undergoing major renovations, the Springer is offering more variety shows than ever before. In 2013, the Springer opened the **Dorothy McClure Children’s Theater** and dramatic learning company adjacent to the historic opera house site. **Port Columbus**, a national Civil War Naval Museum, hosts hundreds of visitors each year to its unique museum of Civil War relics and battleship reenactments. Visitors are encouraged to visit the **Columbus Museum** and the **Columbus Historical District**, which includes the Columbus **Ironworks**, built in 1853, and the **Liberty Theater**. **Westville**, a living museum which recreates life in the 1800’s, recently relocated its unique attraction to Columbus from Lumpkin.



# Columbus Profile



The **South Commons** Softball Complex & Stadium, which was built as a venue for the 1996 Summer Olympic Games, hosts a variety of local, regional, and national tournaments. In addition to providing a host site for family entertainment productions like “Disney on Ice,” the **Civic Center** houses the **Columbus Lions**, a team in the American Indoor Football League. Recently, an **Ice Skating Rink** and the **Jonathan Hatcher Skateboard Park** were added to the campus of the Civic Center, which now encompasses **A.J. McClung Memorial Stadium** and the **Golden Park** baseball complex as well. The Civic Center was also recently recognized as a Silver Bicycle Friendly Business by the League of American Bicyclists.



The **Columbus Ironworks and Trade Center**, which sits overlooking the Chattahoochee River, hosts hundreds of cultural, business and social events each year. Golfing is available to the public at **Bull Creek Golf Course**, a 36-hole premier golf course that has been routinely rated among the best public courses in the country. In addition to providing exceptional golf facilities for the public, Bull Creek is host course to the CSU Cougars NCAA Golf Teams as well as several local high school teams, all of which have outstanding records in their respective competitive divisions. Columbus also has a well-maintained nine-hole public golf course at **Oxbow Creek**, as well as a number of

private and semi-private golf courses around the city. In addition to golf, spring baseball and fall football are spectacular draws with regional college games and highly competitive high school football. Columbus has been home to many successful athletes in baseball, golf, football, and other sports, as well as to several Little League World Championship teams.

The **Coca-Cola Space Science Center** is a state-of-the-art science facility providing spectacular laser light venues and a simulator for operating the space shuttle. The **RiverCenter for the Performing Arts** provides culture, entertainment, and enjoyment for many and has hosted a number of internationally acclaimed performers and musical theater productions.

## Economic Development

Economic and cultural development continues as an ongoing priority for the Columbus region. During 2016-2017, the following investments have been announced, are in progress, or have been completed:

- **CSU's Frank D. Brown Hall Downtown Campus - \$27 million project (completed)**
- **Char-Broil New Global Headquarters Building - \$4.1 million project (completed)**
- **Heckler & Koch - \$28.5 million expansion project (completed)**
- **The Rapids at Riverfront Place - W.C. Bradley - \$52 million project (completed)**
- **Pratt & Whitney - \$386 million capital investment (in progress)**

Local growth is fostered by continued investment from corporations with both long standing and newly forged footholds in the area. Continued economic growth has come from investment by **AFLAC, Synovus, TSYS, WellPoint, Columbus Regional Healthcare, Columbus State University, and St. Francis Hospital**, to name just a few. Private business is normally the focus of economic development, the biggest economic impact on this region is the military. Fort Benning's sprawling military post generates an economic impact of more than \$4.8 billion annually.

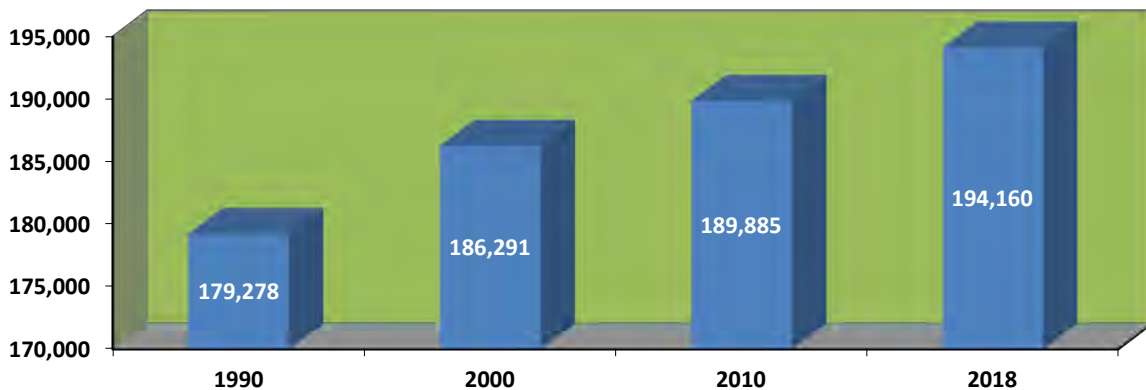
# Columbus Profile

The jewel at the center of Columbus is undoubtedly the beautiful and vibrant **Chattahoochee River**. On both sides of the riverbank, there has been enormous investment to provide premier biking and walking trails and whitewater rafting facilities to Columbus residents and visitors. Collectively these facilities are referred to as simply, “the **Riverwalk**.” There are more than 34 miles of paved and brickwork pathways along each side of the river, as well as Fall Line Trace, and a 1.4 mile connector to be completed in summer of 2017. Within the past several years, corporate investment along the Chattahoochee has increased with the development of the **Synovus** Corporate building, the expansion of the **TSYS** campus, and the development of upscale residential loft housing in buildings that formerly housed textile mills. **Columbus State University** has become a premier development force in the Uptown area, with investment in student housing and services as well as its continued investment with programming that enriches its students and the community alike, such as the **Schwob School of Music** and the **Rankin Arts Center**.

To continue the City’s investment in the economic, recreational and cultural vitality of the region it serves, the Columbus Consolidated Government has recently opened two new facilities in the midtown area of Columbus: a competition quality **Aquatics Center** and the **City Services Center**, which houses a number of city and county services directly utilized by the public. Both facilities are state of the art and are architecturally and aesthetically compatible with the **Columbus Public Library** and the **Muscogee County School District** headquarters near which they are located. It is anticipated that the natatorium will be the host site for local, regional and national swimming and diving competitions as well as provide a swimming facility for the public to use for exercise, wellbeing, and recreation. The Citizens Services Center, located adjacent to the natatorium and near the MCSD buildings, houses the Tax Commissioner’s Office, the Citizen’s Information (311) Center, the Council Chambers, and the Revenue Division of the Finance Department. There are also several public-use rooms for community use.

## Demographics

Columbus has seen steady population growth over the past twenty years. Since 1990, the population has steadily increased from 179,278 in 1990 to 194,160 in 2018, as shown in the chart below:

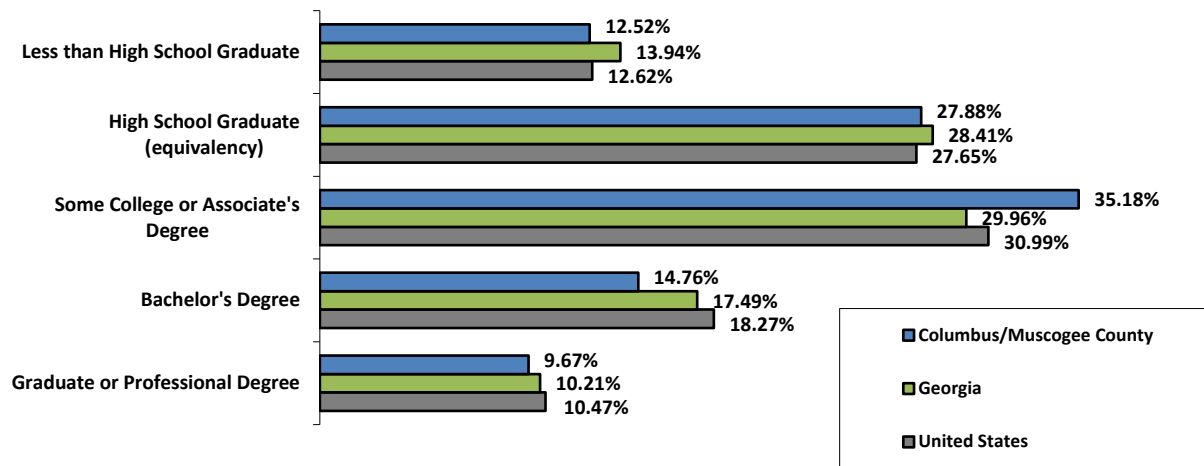


Sources: U.S. Census Bureau, 1990, 2000 and 2010 Census. Georgia Department of Community Affairs (July, 2018).

# Columbus Profile

## Education Levels

Muscogee County compares relatively on par with the state of Georgia as a whole and the United States as a whole when it comes to the education status of its residents. 27.88% of Muscogee County residents have completed high school as compared to 28.41% in Georgia and 27.65% in the US. Muscogee has considerably lower numbers of residents who have graduated with an Bachelor's degree from college than the US. The chart below depicts Muscogee County's education status relative to the other groups:



Source: U.S. Census Bureau, 2016 American Community Survey

## Gender and Age

The population is trending toward more women relative to the number of men. Many young professionals begin their family life in Columbus. The average age in Columbus is a youthful 33.6 years of age. This number is approximately 4.1 years less than the U.S. average. This shows Columbus as a strong center for vitality and spirit within Georgia and the surrounding areas. No doubt the sustained investment in the quality of life in the Columbus region has served to attract and retain young families in the area.

## Ethnicity

Columbus comprised of primarily of three ethnicities: African-American/Black (45.6%), Caucasian/White (44.5%) and Hispanic/Latin American (7.5%).

## Wealth

Columbus' steady population growth protected us from the severe swings seen recently in the U.S. real estate market. Median values of Columbus homes have not seen the dramatic increases as seen in the rest of the country. Median home values are considerably lower in Muscogee County at \$138,600 when compared to Georgia at \$152,400 and the United States at \$184,700. Muscogee County median income increased 3.22% between 2010 and 2016. This is lower than the U.S. average of 6.56% in the same period.

## Economy

Columbus' regional economy has historically been rooted in manufacturing, but in recent years, there has been a slight shift in Columbus' economic picture. Columbus is home to AFLAC, Char-Broil, RC Cola, Total Systems (TSYS) and United Technology's Pratt & Whitney. In the past several years, international corporations such as Kia and Hyundai, and the ancillary companies that provide products and support services to those companies, have made significant regional investment in the area.

# Columbus Profile

---

TSYS has completed its state-of-the-art uptown campus along the Chattahoochee River, a monument to the progress and development of the uptown area. The community has seen expansions in service areas and downsizing in traditionally manufacturing areas. Whatever the reason, the area continues to rebound and keep surging forward. Efforts to recruit and retain companies are championed by the Economic Development division of the Greater Columbus Chamber of Commerce, the River Valley Partnership, and other planning and development entities. Commercial and retail trade, as well as professional services, has attracted customers throughout the region, making Columbus a destination hub for the surrounding counties. In 2014, Columbus was ranked 75<sup>th</sup> in the nation for *Livability.com*'s "**Top 100 Best Places to Live.**" Cited as reasons for Columbus' outstanding "livability" ranking were its size, the diversity of its population, the relative youth of its population, and its proximity to a major international airport (in Atlanta).

## Columbus 2038

Columbus Consolidated Government is required to establish a synchronized planning program for the State of Georgia. The cornerstone of the coordinated planning program is the groundwork of a long-range comprehensive plan by each local government in Georgia. These strategies intend to highlight community goals and objectives. The Comprehensive Plan is to be used by Muscogee County as a tool to direct and guide development in a manner that insures the quality of life and service levels associated with the city are maintained at desired levels. This report will have a number of central components including:

- Identifying Issues and Opportunities;
- Identifying Existing Development Patters;
- Evaluation of Community Policies and Actions;
- Evaluation of Transportation Needs;
- Future Demographics;
- Infrastructure Needs; and
- Many Other Important Concerns



# IMPACTS TO BUDGET

---

## ***Impacts on the FY20 Budget:***

### ***Fund Balance Reserves:***

During this budget cycle, significant attention was given to the declining number of reserve days, specifically in the General Fund, that the City has experienced during the past several fiscal cycles. Economic pressures from flat (or declining) revenues coupled with ever rising costs of providing city services have forced the City to rely on fund balances, particularly in the General and Other LOST funds, to balance its operating budget. While Operating Budgets are just that – estimates - and no assurances can be made regarding the number of days cash on hand that the City will have as the result of implementing this Budget, it is important to advance the City’s efforts to reduce reliance on fund balance, and, at some point, begin adding to rather than taking away from City reserves. Therefore, City Council, the Mayor and others involved in the budgetary process were conscious of the issues surrounding General Fund reserve days and the changes in fund balance that the City has seen over time while deliberating and ultimately adopting this operating budget. The Budget reflects those efforts to preserve fund balance by reducing reliance on reserves to meet expenditures and obligations.

In preparing the FY20 Budget, the City resolved itself to making systemic economic changes in order to minimize its dependency on using fund balance. The City had, in prior years, already taken some measures to reduce systemic operating deficits by reforming its Employee Pension Plan, establishing employee healthcare and wellness initiatives including its Health and Wellness Center (a primary care physician practice for use exclusively by City employees and their families), and revising its Workers Compensation Administration oversight and management structure.

### ***Expenditure Reductions:***

After determining the global and systemic changes that could be introduced to curb expenditures, most departments were then asked to operate at the same level of funding as their FY19 adopted budgets. Some departments were able to meet their funding expectations by not filling vacant positions, leaving those positions “unfunded” for some or all of FY20. Other departments will have to continuously monitor their operational expenditure targets in order to remain at FY19 levels.

The FY20 Budget includes consideration for staffing and maintaining facilities, such as the Columbus Aquatic Center and service enhancements for the Metra Transportation System. Other significant maintenance considerations are given to the many public services and quality of life services that the City provides to its citizens and visitors. The Aquatics Center, the community pool centers, ball fields, the Riverwalk and golf courses, for example, are public amenities that enrich the lives of our citizens, but they can be expensive to maintain. Revenue growth is expected from some of these amenities but that growth will in no way cover their cost of operations.

### ***Revenue Considerations:***

Expenditure controls are only a part of the response necessary for the City to operate within its means. Despite the strong positives on the economic development side, Columbus continues to be faced with the harsh economic reality that its primary funding sources have been flat or shrinking

# IMPACTS TO BUDGET

due to several key factors: (1) the sustained economic impacts stemming from the recession, which began in 2008; (2) a property tax freeze that places a ceiling on the property tax revenues that can be levied; (3) flat to modestly improving housing starts and other construction; (4) lower than anticipated growth of military and civilian personnel as a result of BRAC decisions; and (5) continuation of the historically very modest population growth that the Columbus area has experienced for many years.

**Early Budget Cycle:**

The preparation of the FY20 budget began several months earlier than usual to allow staff sufficient time to draft a balanced and comprehensive budget without the use of General Fund reserves. While this change in the process afforded more time to craft the budget, it also meant that projections, particularly for revenues, were based more on estimates than actual mid-year data than in prior years. As such, when several departments requested additional funding for FY20, Council responded to these requests by deferring them until mid-year FY20, when actual revenues could be better gauged.

**Add/Deletes:**

Every year, there are typically items that Council decides to either add to the Mayor’s recommended budget or delete from the Mayor’s recommended budget. These are recorded on the City’s “Add/Delete List” during the budget review process and are voted on, item by item, before the final budget is adopted. All items which have been added will be included as part of the Adopted Budget while all items which have been deleted will not.

For FY2020, the following items were added or deleted by Council thereby adjusting the Mayor’s Recommended Budget:

| Department           | Amount Added or Deleted | Fund         | Purpose  |
|----------------------|-------------------------|--------------|--|
| Marshal              | \$(53,050)              | General Fund | Delete Temporary Deputy Marshal PS14 Position for Davenport  |
| Sheriff              | \$-                     | General Fund | Reclassify ID Technician PS16 to Sergeant PS18 Salary Savings Thru Attrition for Pos #2002   |
| Coroner              | \$40,800                | General Fund | Add 1 FT Deputy Coroner PS16 Position with Clothing Allowance<br>Reduce Pt Wages to Offset FT Deputy Coroner FS16 Position   |
| Coroner              | \$22,781                | General Fund | 1 New Full-Size Impala for FT Deputy Coroner PS16 Position   |
| Parks and Recreation | \$165,750               | General Fund | Add Additional Operation Expenses for Aquatics   |
| Parks and Recreation | \$6,916                 | General Fund | Reclass 3 Rec Center Leaders G2 to Therapeutic Rec Aides G5  |
| Recorder’s Court     | \$16,794                | General Fund | PT Wages for 2 Additional Weekly Court Sessions on Thursdays   |
| Recorder’s Court     | \$127,302               | General Fund | Add 3 FT Deputy Clerk II G12 Positions   |
| Superior Ct Judges   | \$37,681                | General Fund | Increase Annual Supplements for 7 Judicial Assistants by \$5,000   |
| Sheriff              | \$-                     | General Fund | 2.5% Pay Increase (1 Step Increase) for all Sergeant PS18, Captain PS20, and Lieutenant PS22 Positions by Reallocating Salaries from 2 Correctional Officer Positions (Cannot Fill Positions in The Future Unless Expressly Approved By Council) |
| Public Defender      | \$16,172                | General Fund | Career Ladder Adjustments for 6 Investigators G16 to G17, Reclassify Investigator G16E to Investigator   |

# IMPACTS TO BUDGET

| Department              | Amount Added or Deleted | Fund                      | Purpose   |
|-------------------------|-------------------------|---------------------------|---|
|                         |                         |                           | Supervisor G19A   |
| District Attorney       | \$31,034                | General Fund              | PT Wages for 2 Legal Administrative Clerks G11 @ 20 Hrs/week  |
| District Attorney       | \$(1,312)               | General Fund              | Reclassify Administrative Assistant G12P to Administrative Operations Manager G18C  |
| Police                  | \$198,040               | General Fund              | Increase Auto Parts/Supplies  |
| Police                  | \$-                     | General Fund              | Add'l \$2,200 to Police Pay Reform for Year 5 By Reallocating the Salary From 1 Police Officer Position (Cannot Fill Position In The Future Unless Expressly Approved By Council) |
| Fire/EMS                | \$145,000               | General Fund              | Increase Operating Expenses for Auto Part/Supplies, Electricity, Medical Supplies, & Pharmacy Services  |
| Clerk of Superior Ct    | \$12,905                | General Fund              | Reclassify 1 FT Deputy Clerk I G10 position to 1 PT Deputy Clerk I G10 positions @ 24 Hrs/wk and 1 PT Deputy Clerk I G10 @ 20 Hrs/wk  |
| Planning                | \$17,600                | General Fund              | Increase Travel Expenses  |
| Clerk of Council        | \$15,926                | General Fund              | Add 1 PT Support Clerk I G7 Position @ 25 Hr/wk   |
| Clerk of Council        | \$4,286                 | General Fund              | Reclassify PT Administrative Secretary G10A to Deputy Clerk Pro Tem G12E  |
| Clerk of Council        | \$1,704                 | General Fund              | Reclassify FT Administrative Secretary G10A to Administrative Secretary G10C  |
| Marshal                 | \$-                     | General Fund              | Increase Uniform Expense<br>Reduce Overtime by \$5,000 and Bailiffs by \$12,000   |
| Juvenile Court          | \$3,749                 | General Fund              | Reclassify Custody Investigator G13J to Juvenile Court Director Assistant 16G   |
| Tax Commissioner        | \$22,000                | General Fund              | Increase Operating Expenses for Postage, Office Supplies & Contractual Services   |
| Tax Commissioner        | \$24,824                | General Fund              | Reclassify Accounting Operations Administrator G20C to G22A, Reclassify 3 Deputy Tax Commissioners G18A to G20A   |
| Marshal                 | \$(3,828)               | PSLOST                    | Delete Temporary Deputy Marshal PS14 Position for Davenport   |
| Coroner                 | \$3,828                 | PSLOST                    | OLOST Supplement for 1 New FT Deputy Coroner PS16 Position  |
| Sheriff                 | \$109,453               | PSLOST                    | 5 Year GMA Lease for 11 Pursuit Vehicles  |
| Sheriff                 | \$50,950                | PSLOST                    | 5 Year GMA Lease for 4 Pursuit Tahoes   |
| Police                  | \$248,611               | PSLOST                    | 5 Year GMA Lease for 25 Pursuit Vehicles  |
| Police                  | \$50,950                | PSLOST                    | 5 Year GMA Lease for 4 Pursuit Tahoes   |
| Police                  | \$341,482               | PSLOST                    | Enhanced Data P25 Radio Upgrade   |
| Police                  | \$30,235                | PSLOST                    | Headsets for Motor Squad  |
| Non-Departmental        | \$-                     | Economic Development Fund | Add Film Funding<br>Reduce Economic Development Fund Reserves for Film Funds  |
| Civic Center Operations | \$(37,954)              | Civic Center Fund         | Delete G9 Arena Tech Position   |
| Civic Center Operations | \$6,784                 | Civic Center Fund         | Reclassify Event Services Manager G17 to G20  |
| Civic Center Operations | \$31,170                | Civic Center Fund         | Increase Temporary Employee Labor Pool/FICA   |
| Hockey                  | \$324,650               | Civic Center Fund         | Add Expense Budget for Hockey Per Resolution# 105-19  |
| Non-Departmental        | \$-                     | Economic Development Fund | Add Mercer Project Funding Per Resolution# 440-18<br>Reduce Economic Development Fund Reserves for Mercer Project   |
| Engineering             | \$-                     | Paving Fund               | Reclassify Senior Engineering Technician G16 to GIS Technology  |



# IMPACTS TO BUDGET

| Department | Amount Added or Deleted | Fund | Purpose                            |
|------------|-------------------------|------|------------------------------------|
|            |                         |      | Supervisor G16 (Title Change Only) |

***Key Budget Initiatives for FY2020:***

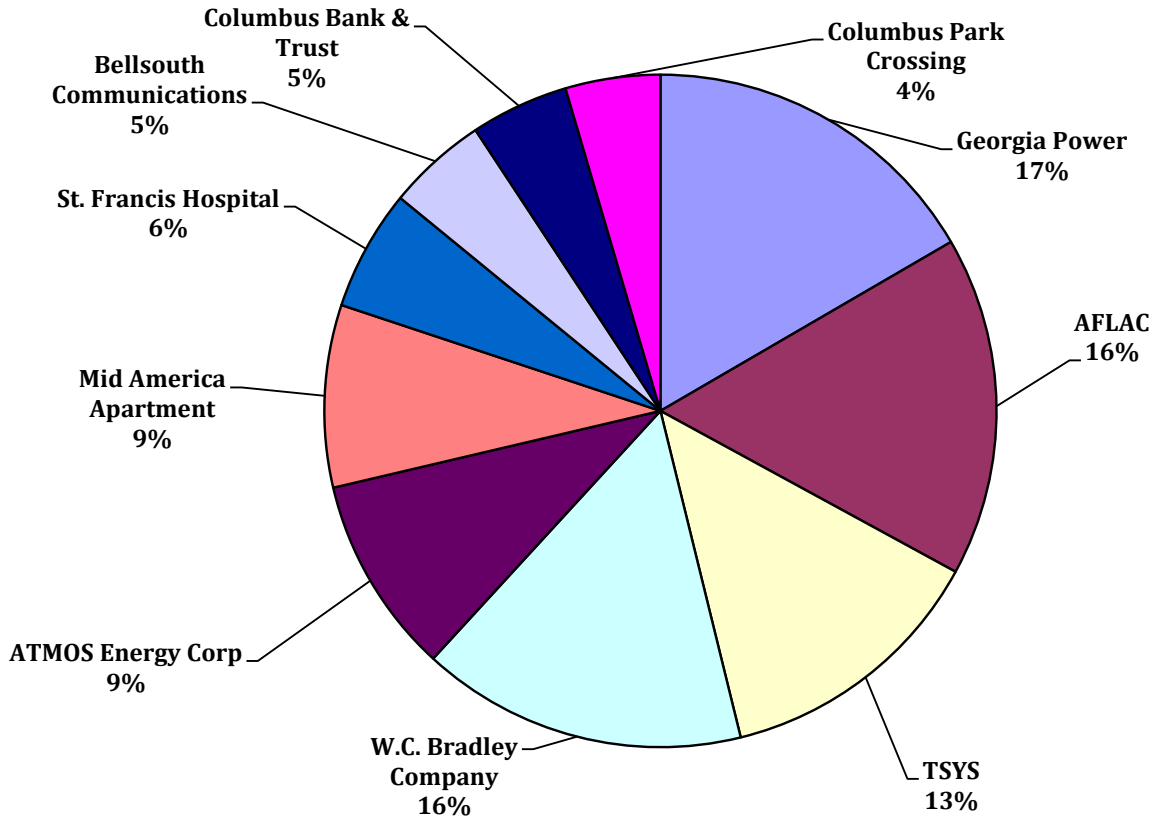
- Global changes to our healthcare plan and pharmaceutical benefits, our premium structure will remain the same saving the City an estimated \$1.1 million
- Reduced subsidy/support for certain component units and affiliate units.
- Continued financial restructuring of certain economic development obligations to increase available funding for new projects.
- Continued hiring freeze which began in FY2014.
- Unfunded vacant positions through FY2020.
- Continued deferred capital investment and maintenance.
- Managed care contract for jail and prison inmate medical care.
- Maintaining prior year funding levels for most departments through continued monitoring of operational budgets.

***Summary:***

As a result of continued economic pressures on both the revenue and expenditure sides, once again CCG has been faced with the daunting task of providing the superior level of services that its citizens expect and deserve with ever-tightening resources to provide them. As such, the Operating Budget for FY20 has significantly increased overall from \$275,340,292 in FY19 to **\$284,781,626** for FY20 - a change of approximately 3.4%. Most departments were asked to maintain the funding levels for their FY20 operating expenditures to their FY19 Adopted Budget levels in order to continue their normal course of business. They were able to successfully accomplish this task by leaving vacant positions unfilled and unfunded and by continuing to operate under lean conditions, the same as in prior years. In addition to a tight operating budget, the Capital Plan was significantly curtailed, at least until after the first of the calendar year, until sufficient resources can be identified from revenues or other sources to pay for them. Even with the relatively austere operating budget adopted, the City expects to still utilize approximately **\$1,859,946 of its fund balance** in order to balance its FY20 total operating budget.

# COLUMBUS BUSINESSES

## TOP 10 PROPERTY TAX PAYERS

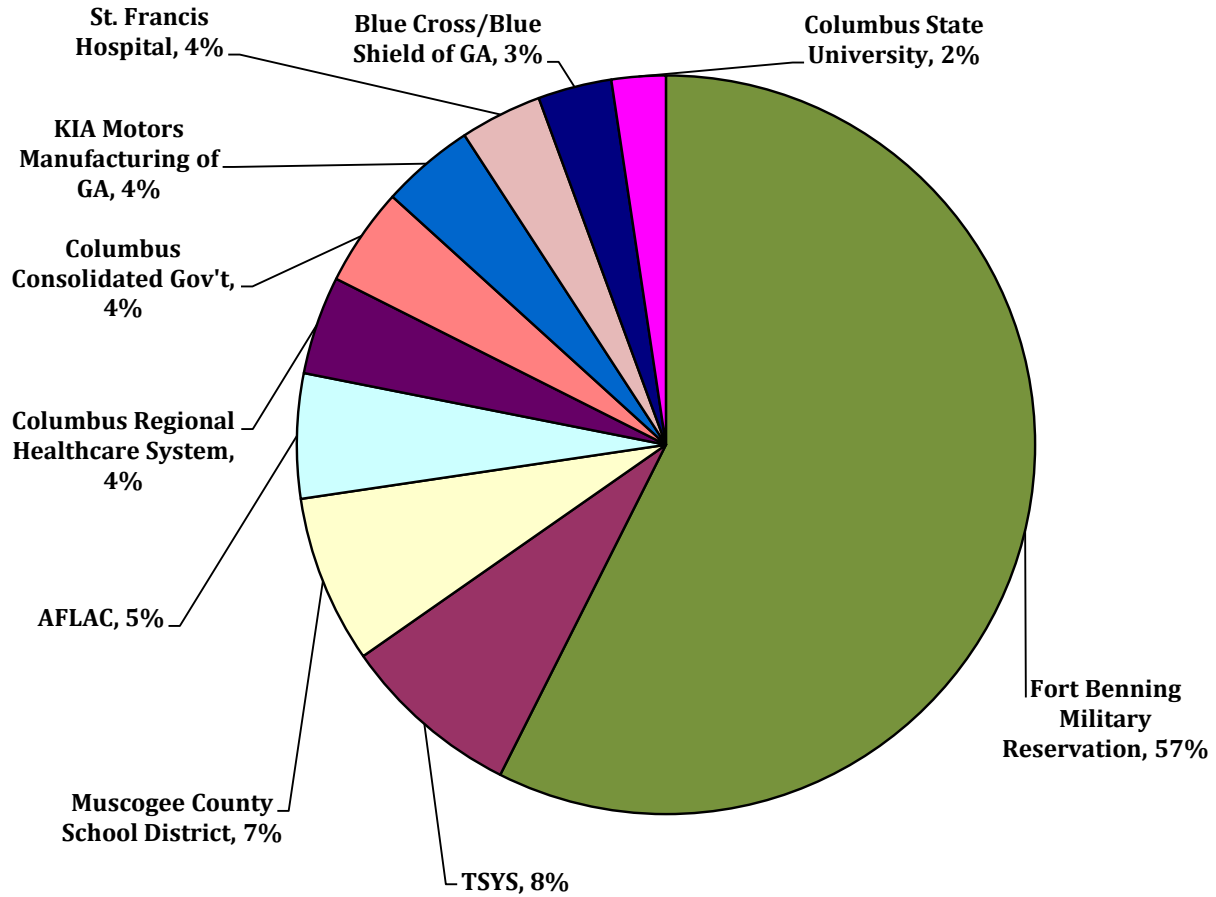


| <u>Taxpayer</u>                     | <u>Type of Business</u> | <u>Taxes Levied</u>  | <u>% to Total</u> |
|-------------------------------------|-------------------------|----------------------|-------------------|
| Georgia Power                       | Utility                 | \$ 3,192,870         | 17%               |
| St. Francis Hospital                | Hospital                | 3,135,135            | 16%               |
| AFLAC                               | Insurance               | 2,539,829            | 13%               |
| TSYS                                | Credit Card Processing  | 3,008,590            | 16%               |
| Peachtree Mall, LLC                 | Shopping Mall           | 1,827,031            | 10%               |
| Walmart/Sam's Club                  | Retail                  | 1,684,267            | 9%                |
| Liberty Utilities                   | Utility                 | 1,117,334            | 6%                |
| W.C. Bradley Company                | Manufacturing           | 924,734              | 5%                |
| SRL Whisperwood LLC                 | Apartment Leasing       | 905,769              | 5%                |
| Synovus/CB & T                      | Banking                 | 875,510              | 5%                |
| Total of Top 10 Property Tax Payers |                         | <u>\$ 19,211,069</u> |                   |

Note: Numbers provided per Muscogee County Tax Commissioner's Office for FY18. The information provided relates to the Consolidated Government's tax levies, and does not include taxes collected on behalf of other governmental entities.

# COLUMBUS BUSINESSES

## REGION'S TOP 10 EMPLOYERS



| <u>Employer</u>                        | <u>Type of Business</u> | <u>Employees</u> | <u>% to Total</u> |
|--|-------------------------|------------------|-------------------|
| Fort Benning Military Reservation      | U.S. Army Base          | 40,000           | 57%               |
| TSYS                                   | Credit Card Processing  | 5,500            | 8%                |
| Muscogee County School District        | School System           | 5,125            | 7%                |
| AFLAC                                  | Insurance               | 3,800            | 5%                |
| Columbus Consolidated Gov't            | Local Government        | 3,000            | 4%                |
| KIA Motors Manufacturing Georgia, Inc. | Manufacturing           | 3,000            | 4%                |
| Columbus Regional Healthcare System    | Hospital                | 2,850            | 4%                |
| St. Francis Hospital                   | Hospital                | 2,500            | 4%                |
| Pratt & Whitney                        | Aerospace               | 2,250            | 3%                |
| Anthem Blue Cross Blue Shield          | Insurance               | 1,650            | 2%                |
| <b>Total of Top 10 Employers</b>       |                         | <b>69,675</b>    |                   |

Source: Greater Columbus Chamber of Commerce, July, 2019

# **VISION COLUMBUS:**

## **What our citizens tell us is important to them**

### **Housing: The Vision**

- Provide safe, soundly constructed, well-maintained, and affordable housing available to all.
- Eliminate substandard housing and enforce applicable codes and ordinances.
- Eliminate blighted areas through investment and planning.
- Encourage and support partnerships among builders to provide low-cost housing for those in need.
- Achieve a balance between development and housing density.
- Protect neighborhoods from commercial development.

### **Neighborhood/Community Aesthetics: The Vision**

- Preserve trees before, during and after development.
- Ensure that open spaces are clean and well-maintained.
- Provide and protect a generous amount of green space (nature parks and vegetation barriers).
- Provide well-designed passive as well as active parks.
- Provide culturally focused as well as activity-based parks.
- Promote the development of economically and racially diverse communities.
- Preserve historic homes and buildings.

### **Transportation: The Vision**

- Provide public transportation that meets the needs of the community today.
- Develop bicycle, pedestrian, bus and trolley systems.
- Develop a people-based transportation system that will provide easy access around and throughout the city.
- Reduce high traffic volume in residential areas.
- Attract new carriers, routes and services to the Columbus Metropolitan Airport.
- Provide more parking facilities throughout the community and develop alternatives such as ‘Park and ride’.
- Encourage more dense living to relieve dependence

### **Public Safety: The Vision**

- Enhance community-oriented policing strategies.
- Enhance intelligence led policing strategies and resources.
- Provide greater police presence throughout the city.
- Build a well-staffed, well-trained, fully equipped police force.
- Improve communication between public safety officers and youth.
- Improve response time.
- Develop and support programs focused on crime prevention and appropriate alternatives to incarceration.
- Expand and upgrade jail facilities.
- Enhance Fire/EMS resources to meet growing demands and to train firefighters and paramedics.
- Improve effective response force time to meet NFPA, ISO and Accreditation criteria.

### **Education: The Vision**

- Improve communities so schools do not exist in seas of blight.
- Encourage parental involvement at school and in the home.
- Provide after-school learning, vocational training, tutorial programs and summer enrichment opportunities.
- Enhance the partnership between the Muscogee County School District and Columbus Parks and Recreation.

### **Unity : The Vision**

- “One Columbus.”
- Fight poverty and economic segregation.
- Provide equitable access to opportunity to all.
- Provide race relations training for city employees and citizens.
- Encourage and support ongoing programs to promote unity and sensitivity to diversity in the community and workplace.

## **VISION COLUMBUS:**

### **What our citizens tell us is important to them**

- Promote “bridge building” throughout the community to encourage unity and mutual respect among ethnically and culturally diverse groups.
- Treat all people with dignity and respect.

#### **Economic Development: The Vision**

- Maximize our quality of life.
- Focus effort for sustainable growth and redevelopment in the city so as to optimize every square inch of the city.
- Encourage community-wide economic development through incentives and redevelopment tools.
- Develop job-training programs to encourage youth.
- Support the growing tourism industry through expansion of hotel accommodations and new restaurants, recreational and leisure activities.
- Require businesses to keep properties neat, clean and properly maintained.

#### **Uptown Development: The Vision**

- Provide safe and visually appealing facilities.
- Enhance pedestrian and biking access.
- Develop entertainment, cultural and recreational options.
- Attract major convention and trade show business.
- Develop Uptown into a 21<sup>st</sup> century model city where people want to visit, live, work and play.

#### **Regionalism: The Vision**

- Continue to develop mutually beneficial and supportive relationships with Phenix City and the Maneuver Center of Excellence.
- Foster partnership opportunities.
- Support the Valley Partnership Initiative and the Ft. Benning Partnership Initiative.

#### **Quality of Life: The Vision**

##### ***Health and Human Services***

- Foster affordable, quality day care for children.
- Foster more facilities and programs for adults.
- Make quality health and medical facilities and human service resources available throughout the community.

#### **Quality of Life: The Vision**

##### ***Culture and the Arts***

- Develop and nurture the cultural climate of the community.
- Expand existing parks and recreational facilities, with special focus on children, teen and senior adults.
- Develop family-oriented neighborhood parks and recreational parks and pocket parks in Uptown Columbus.
- Seek innovative approaches to expand parks and recreational options.
- Increase tourism through development of recreational facilities along the riverfront.

#### **Community Facilities: The Vision**

- Ensure that community facilities are clean, safe and accessible.
- Expand and enhance the public library system.
- Provide satellite centers for certain public services.

#### **The Environment: The Vision**

- Preserve trees before, during and after development.
- Ensure that open spaces are clean and well-maintained.
- Provide and protect a generous amount of green space (natural parks and vegetation barriers).
- Protect air and water quality.
- Protect and preserve the Chattahoochee River
- Upgrade wastewater treatment and solid waste facilities.
- Improve sewage and drainage systems throughout the city.
- Control the proliferation of exterior signage.
- Encourage and develop a stronger recycling program

## VISION COLUMBUS:

### What our citizens tell us is important to them

#### Taxation: The Vision

- Re-evaluate the overall tax system.
- Garner citizen support for a tax system that is sustainable and encourages growth.
- Use the city sales tax as funding base for additional community facilities.
- Balance reliance on sales, property and occupation taxes and other revenue sources to provide maximum stability.

#### Checklist for City Leaders:

Based on this community input, we heard you call for community leaders to:

- Develop a comprehensive community master plan that will guide our progress.
- Evaluate, update and enforce local codes and ordinance that contribute to economic development and overall quality of life for all citizens.

To that end, a group of public, private, and non-profit leaders came together to launch a comprehensive effort to raise levels of prosperity in Greater Columbus which resulted in the launch of the **Regional Prosperity Initiative**.

Launched in 2015, the Regional Prosperity Initiative was a 10-month strategic planning process whose primary objectives were to analyze the competitiveness of Greater Columbus as a place to live, learn, work, visit, and do business. The Initiative developed a holistic community and economic development strategy that focuses first on building a strong community. Secondly, it sought to address a full range of factors that influences a community's economic competitiveness – its talent, education and training systems, business climate, infrastructure, quality of life, and quality of place, just to name a few. The outcome of the Regional Prosperity Initiative was Columbus 2025. Once fully endorsed by key partner entities, Columbus 2025 will strive to implement the strategic plan of the Regional Prosperity Initiative as a guide for the community's collective actions over the course of the next 5 years. This strategy represents the first time in many years that Greater Columbus will address the full range of issues that impact the region's competitiveness, prosperity, and quality of life.



## **QUICK LINKS GUIDE**

There are three tools that will help the reader locate information in the current Operating Budget for Columbus, Georgia. The first is the traditional **Table of Contents**, which outlines the entire document. The Table of Contents provides traditional page number indexing, as well as embedded hyperlinks to key sections of the Budget Book. For those who are viewing our Budget Book online, this **Quick Links Guide** provides the easiest way to navigate to areas of the document which may be of particular interest to the reader. This page is loaded with HYPERLINKS (denoted by underlined text) which allow you to be automatically navigated to your page of interest simply by clicking on the underlined text. If you have a similar question, this is the quickest way to find the answer. Last is the **Document Notes** on the following page, which briefly explains what each section of the book contains.

| <b>QUESTION:</b>   | <b>WHERE TO LOOK:</b>  |
|--|--|
| What is the City’s total operating budget for the upcoming fiscal year?            | Financial Summary “Big Picture”<br>City Manager’s Letter   |
| What were the most critical budget issues this year?                               | Impacts on the Budget  |
| What is the City’s process for coming up with the annual operating budget?         | Budgetary Policy<br>Budget Process<br>City Manager’s Letter  |
| What does the City spend its money on?   | City Manager’s Letter<br>“Big Picture” Expenditures<br>Financial Summaries<br>Expenditures by Fund |
| Where does the City get its revenues?  | Financial Summaries<br>“Big Picture”   |
| What are the goals and objectives of the City?                                     | Vision Columbus<br>Mayor’s Letter<br>City Manager’s Letter   |
| What is the budgeted allocation for each department?                               | Section D: Expenditures by Fund  |
| What is the background and current economic condition of Columbus?                 | Welcome to Columbus<br>Columbus Profile  |
| What City funds are included in the Operating Budget and what is each fund for?    | Primer on City Funds<br>Financial Summaries  |
| What is the breakdown of each fund’s revenues, expenditures, and fund balance?     | Summary of Revenues, Expenditures and Changes in Fund Balance                                      |
| What if I don’t understand a word or abbreviation?                                 | Glossary<br>Acronyms   |
| Where can I find information about the City’s capital projects and facilities?     | Capital Improvement Book   |
| Who are the top employers in Columbus?   | Columbus Businesses  |
| Where can I find a historical record of past budgets?                              | Trend Analysis   |
| What is the long term forecast for Columbus’ budget?                               | Projections  |
| What will Columbus have to pay on its debt this year?                              | Debt Service Fund  |
| How much remains in the Local Option Sales Tax Fund, and what will it be used for? | LOST Fund Overview<br>LOST Fund Expenditures   |
| Who are our City Councilors and government leaders?                                | Introduction- Mayor and Council<br>Acknowledgements  |

## **DOCUMENT NOTES**

The Columbus Consolidated Government budget document provides comprehensive information about the government's policies, goals, financial structure and operations. This document also contains information on major initiatives, demographics of the city and capital budget.

**Introduction/Overview Section:** This section contains the transmittal letters from the Mayor and City Manager, organizational chart, overview and general information on Columbus. This section also contains a description of the economic conditions and other factors which provide the framework for our annual operating budget plan.

**Section A: Budgetary Policy.** This section includes the policies and procedures that govern the budget process. There is also a summary of the budget process and calendar.

**Section B: Financial Summaries.** This section provides a graphic and financial overview of each adopted operating fund along with highlights on significant revenues and expenditures. Also in this section is the Capital Improvements Program summary, a summarized historical trend analysis, and a financial projection analysis.

**Section C: Personnel.** In this section we describe the benefit package and present a history of authorized positions combined for all funds.

**Section D: Operating Fund Summaries.** This section provides descriptions of each department, its operating budget, its performance indicators, and its personnel. This section is arranged by major operating fund and then by department budget allocation within each operating fund.

**The Appendix** section includes a variety of data, which should be useful to the reader in better understanding the budget. Also, in this section is a **Glossary** for those not familiar with governmental terms, a list of **Acronyms** we have used, and the **Capital Outlay** listing. *Please note:* The **Capital Improvement Program** has been moved to a separate document, providing detailed information on the various projects. This separate document can be found at the end of this book on the digital version.

This Budget Book includes the Operating Funds of Columbus Consolidated Government. The Capital Improvement Program can be found in a separate document, which is appended to the end of this document on the web version. Some departments have budget allocations in more than one fund. This is important to bear in mind when evaluating the budgets of an individual department, which may have multiple funding sources. For example, several Public Safety departments have funds in the General Fund and in the Other LOST Fund, so both fund allocations would need to be considered for the totality of that department's individual budget allocation.

The Operating Budget book and the Capital Improvements Program Budget book have been formatted such that they are available in traditional bound paper versions as well as in digital format on the website. The digital versions have been embedded with hyperlinks to facilitate ease of navigation throughout the documents. To engage a hyperlink, simply single left-click on any text that is found with a bold underline (see example below) and the document will navigate directly to that content. Example of Hyperlink: To go directly to the Big Picture Section, click on the bold, underlined text.



## **DOCUMENT NOTES**

A dedicated effort is made to inform our taxpayers and stakeholders, our community, and the general public about the government that serves them. The budget is formally presented to City Council at budget meetings which are publicly televised through the city's government access channel and through live streaming on the internet through the City's website. Many of the issues addressed in the budget process are discussed with Council on air. For those who cannot view the live sessions, all sessions are recorded and are available 24/7 on the Columbus city website, and the complete budget document is placed in digital form on the city's website as well (see hyperlinks and website navigation below). A printed copy of this budget document is placed on file with the Clerk of Council in accordance with the City Charter.

Comments or questions about the budget may be mailed to the Finance Director's Office at P.O. Box 1340 Columbus, GA 31902 The Financial Planning Division may be contacted at (706) 225-4087.

City Council Sessions Recordings: [www.columbusga.gov/Council](http://www.columbusga.gov/Council)

Current and Previous Budget Books: [www.columbusga.gov/Finance](http://www.columbusga.gov/Finance)

Columbus Consolidated Government was awarded its first Distinguished Budget Presentation Award for FY1992 and we have received the award every year since. We believe that this document continues in that same proud tradition. Additionally, CCG has also received the Certificate for Achievement for Excellence in Financial Reporting for the Comprehensive Annual Financial Report (CAFR) since FY1990.



# Budgetary Policy

## **INCLUDED IN THIS SECTION:**

- Budget Preparation & Management Policies
- Budget Calendar

# **POLICIES AND PROCEDURES**

---

The Annual Budget is a fiscal plan, which presents the services to be provided to the community and the funds necessary to perform these services. Key steps in this process are described within.

## **Budget Preparation**

The Columbus Consolidated Government (CCG) operates under a fiscal year that begins July 1 and ends June 30. The major steps in the process are outlined below:

### **Budget Adoption**

- Step 1: Beginning in November, Financial Planning prepares the budget database and reports showing prior years' actual expenditures and revenues and compares those to their budgeted targets. Any anomalies are reviewed and adjusted for the upcoming budget year. Upcoming and long-range challenges and opportunities are evaluated. Operating trends, as well as, economic indicators are taken into consideration when preparing estimates for budgeted revenues and expenditures. Expected changes in pay plan, benefits, gas, water, electricity, motor fuel, capital items, etc., are also considered. This database is used as the financial framework for budget preparation.
- Step 2: Beginning in January, departments are asked to evaluate and update their goals and objectives, and their relevant performance indicators, for the coming fiscal year. Any major changes in operations are considered and shared with Financial Planning to ensure that the new budget reflects those operational changes as appropriate.
- Step 3: Between January and March, Financial Planning prepares a draft of the Operating Budget for the Mayor's consideration. During this time, the Mayor and City Manager review departmental operations and consider any new budget requests in order to propose a recommended balanced budget. Financial Planning prepares the final Recommended Budget plan for the Mayor's approval and presentation to Council.
- Step 4: No fewer than sixty (60) days prior to the fiscal year commencing July 1, the Mayor submits to Council a proposed operating budget for all operating funds. The Operating Budget includes recommended expenditures and the means of financing them.
- Step 5: A series of workshops and public hearings are held before making final changes to the Mayor's recommended budget.
- Step 6: The Annual Budget is formally adopted by Council before July 1.

### **Expenditure Control**

Once the Annual Budget has been adopted, expenditure control is maintained on the appropriation unit basis (group of accounts) with capital expenditures maintained under full control. Throughout the year, all expenditures and revenues are monitored.

### **Budget Control**

Georgia Law, O.C.G.A. 36-81-3 establishes the legal level of budgetary control as the department. Within the overall budget limitations, authority is delegated to the City Manager. *When acting on the authority delegated by the City Manager to the Finance Director, it is recommended that intra-departmental transfers of appropriation and revenue anticipation may be approved as deemed necessary.* Under no circumstances, however, may the total budget of any department be increased or decreased without Council approval.

# **POLICIES AND PROCEDURES**

---

## **Budget Amendments**

Amendments affecting the bottom line of any department are approved solely by Council. Section 7- 404 of the City Charter describes the authority:

“The Council may make appropriations [revenue and expense] in addition to those contained in the current operating or capital budgets at any regular or special meeting called for such purposes.”

## **Policy Guidelines**

The overall goal of the City’s Financial Plan is to establish and maintain effective management of the City’s financial resources. The informal statements of budgetary policies provide the basis for achieving this goal.

The following section outlines the policies used to guide the preparation and management of the City’s budget. The section consists of operating budget policies, capital expenditures, policies, revenue policies and financial accounting policies.

The development and preparation of the City’s budget are guided by the following policies.

- All funds are required to balance. Anticipated revenue must equal the sum of budgeted expenditures. To the extent possible, all funds should be included in the budget process along with work programs, objectives and strategies.
- The Capital Improvement Program requires coordination and planning in conjunction with the various operating fund budgets.
- The General Fund is based on a long-range financial plan, which includes unallocated fund reserves. The goal is to keep the reserve at approximately 90 days, but no less than 60 days, of budgeted expenditures. This reserve protects the City against catastrophic revenue losses and major emergency expenditures and provides cash flow.

## **Revenue Policies**

The City will maintain effective collections systems and implement aggressive enforcement strategies in order to maximize revenues from available sources.

The City will maintain a broad revenue base; that is, a large number of widely diversified revenue sources that will be established and maintained in order to distribute the revenue burden equitably and protect the City from short-term fluctuations in any one revenue source.

The City will implement user fees in all areas where feasible and productive as well as seek to set fees at levels related to the costs of providing the services. Moreover, user fees will be reviewed annually as part of the budget process and will be adjusted to maintain or move incrementally closer to full coverage of activities.

The projection of revenues will receive conservative treatment in order that actual revenues at the fund level will consistently equal or exceed budgeted revenues.

## **Financial Structure**

The financial transactions of the City are budgeted and recorded in individual funds. A fund is an independent financial and accounting entity. It is a set of interrelated accounts used to record revenues and expenditures associated with a specific purpose. Funds have a balancing set of accounts and records, cash and other financial resources in conjunction with all related liabilities and residual equities, which are segregated for the purpose of carrying on specific activities or

## **POLICIES AND PROCEDURES**

---

attaining certain objectives in accordance with special regulations or restrictions. Although funds are independent entities within the financial records of a government, there is no requirement to physically segregate the assets. Funds are classified into three basic types: governmental, proprietary or fiduciary.

### **Government Funds**

Governmental funds are used to account for all or most of the government's general activities, including the collection and disbursement of earmarked monies, the acquisition or construction of general fixed assets and the servicing of general long-term debt.

The City utilizes the following types of governmental funds:

- The General Fund is the principal fund of the Consolidated Government and is used to account for all major activities of the government such as Police, Fire and Recreation.
- Special Revenue Funds are used to account for the proceeds of specific revenue sources legally restricted to expenditures of specific purposes. The Stormwater (Sewer), Paving and Medical Center Funds are examples of special revenue funds.
- Debt Service Funds account for the accumulation of resources for the payment of general long-term liability, principal, interest and related costs. The City's Debt Service Fund includes requirements to meet the general obligation bond issues, lease contracts, and lease purchase programs.
- Capital Project Funds are used to account for financial resources for the acquisition, renovation or construction of major capital facilities and improvements.

### **Proprietary Funds**

Proprietary Funds are used to account for activities similar to those found in the private sector. The proprietary funds utilized by the City are as follows:

- Enterprise funds account for activities that are usually self-sustaining, principally through user charges for services rendered. An example of an enterprise fund is the Transportation System Fund.
- Internal Service Funds account for the financing of goods and services provided by one department or agency to other departments or agencies for the government on a cost reimbursement basis. The Risk Management and Employee Health Insurance funds have been added to the Operating Budget.

### **Fiduciary Funds**

Fiduciary funds are used to report assets held in a trustee or agency capacity for others and therefore cannot be used to support the government's own operations. When these assets are held under the terms of a formal trust agreement either a pension trust fund or a private purpose trust fund is used. Agency funds generally are used to account for assets that the government holds on behalf of others as their agent. Traditionally these funds have not been included in the Operating Budget because the receipt of revenue is uncertain.

## **PRIMER ON CITY FUNDS**

Columbus' funds are organized according to fund origin and utilization of funds. Several departments receive funding sources in more than one fund, so it is important to consider all funding sources when evaluating the operating budget of a particular individual department. Here is a brief description of each fund included in this Operating Budget:

# **POLICIES AND PROCEDURES**

---

## **OPERATING FUNDS (Fund Number)**

***General Fund (0101)*** The General Fund supports the operations of the City. All departments of the General Government and Public Safety are supported by the General Fund, as are most ancillary operations and units. The General Fund receives funding from a number of sources including the millage, other taxes, fees, service charges, fines, and inter-fund transfers.

***LOST Funds (0102,0109)*** There are two Local Option Sales Tax (LOST) funds: one is to support Public Safety (Crime Prevention, Police/E-911, Fire/EMS, Muscogee County Prison, Sheriff, Municipal Court/Marshal, District Attorney, Homeland Security, State Court Solicitor, Recorder's Court, Coroner, and METRA); the other is for Infrastructure (Public Works, Parks and Recreation, Engineering, and Information Technology).

***Stormwater (0202)*** Stormwater funds support the stormwater and drainage systems of the City and provide funding for the maintenance of sewers and drainage systems maintained by Engineering and Public Works. The fund was named "Stormwater" to differentiate City stormwater and drainage services from those provided by Columbus Water Works, which provides primary sewage services for the City. Stormwater funding comes largely from the millage.

***Paving Fund (0203)*** Paving funds are used for highways, roads and streets, right-of-way maintenance, repairs, landscaping, and related services. Paving funds come from the millage and related fees.

***Medical Center (0204)*** The City has a long term contract with the Medical Center Hospital Authority to provide primary and acute care services to the City's indigent population as well as to jail inmates and prison inmates in the custody of the City/County. This fund is directly funded by a portion of the millage and is the repository for payment of those services under the contract.

***Integrated Waste (0207)*** The Integrated Waste Management fund supports Public Works and Parks and Recreation Services to collect, transport and recycle or dispose of solid waste. This fund also supports several landfills owned by the City and the Recycling Sustainability Center. Integrated waste funds come from solid waste collection fees, landfill fees and recycling fees.

***Emergency/E-911(0209)*** The Emergency Telephone/E-911 fund supports maintenance of the City's central emergency call and dispatch system (E-911) and is funded through wireless surcharges and other fees.

***CDBG (0210)*** The Community Development Block Grant (CDBG) fund is a repository for grants from the Department of Housing and Urban Development (HUD) which funds certain housing and community development programs for the City.

***WIOA (0220)*** The Workforce Innovation & Opportunity Act fund is a repository for grants from the Department of Economic Development which funds certain community jobs training and development under the Job Training Partnership Act.

## **POLICIES AND PROCEDURES**

---

- Econ Development (0230)*** The Economic Development fund supports investment by the City in Economic Development Authority projects. It is directly funded by a portion of the millage and is utilized at the discretion of City Council.
- Debt Service Fund (0405)*** The Debt Service fund is the repository for funds utilized to repay bonded and other debt obligations of the City, including the bonds issued by the Columbus Building Authority.
- Transport/METRA (0751)*** The Transportation fund supports the operation of the City's public transportation system, METRA, which includes buses and specialty vehicles. It is funded by transportation grants, service fees and the millage.
- Parking Mgmt (0752)*** In FY19 Parking Management Fund activities moved into the General Fund as it no longer meets the requirements of an enterprise fund.
- Trade Center Fund (0753)*** The Columbus IronWorks Convention and Trade Center is owned and operated by the City. This fund supports all operations of the Trade Center and is funded by Trade Center revenues as well as Selective Sales and Use Taxes.
- Bull Creek/Oxbow (0755/6)*** The operations of both City-owned public golf courses are supported by these two funds. Golf course revenues provide the primary source of funding.
- Civic Center (0757)*** The Civic Center is owned and operated by the City and this fund supports those operations. Funding comes from event revenues, service fees, and the Hotel/Motel Tax.
- Employee Health (0850)*** This fund is a repository for the City's self-funded employee health care program and the employee life insurance program.
- Risk Management (0860)*** This fund is a repository for the City's self-insured Workers Compensation program and vehicle claims management program.

# **POLICIES AND PROCEDURES**

---

## **Accounting Basis**

In June 1999, GASB released a new rule known as Statement 34. Often referred to as the “reporting model rule,” Statement 34 radically changes the rules by which governmental financial statements are to be organized and presented to readers. The operational accountability is addressed in the government-wide financial statements, which are prepared on a full accrual basis. Information about the cost of delivering services to the citizens and the government’s infrastructure assets are included as well. The fiscal accountability is considered through the individual fund financial statements, which account for current financial resources of government through the modified accrual basis for governmental activities.

The government-wide financial statements are reported using the economic resources measurement focus and the accrual basis of accounting, as are the proprietary fund and fiduciary fund financial statements. Revenues are recorded when earned and expenses are recorded when a liability is incurred, regardless of the timing of related cash flows. Property taxes are recognized as revenues in the year for which they are levied, if they are collected within 60 days after year end. Grants and similar items are recognized as revenue as soon as eligibility requirements imposed by the provider have been met.

Governmental fund financial statements are reported using the current financial resources measurement focus and the modified accrual basis of accounting. Revenues are recognized as soon as they are both measurable and available. Revenues are considered to be available when they are collectible within the current period or soon enough thereafter to pay liabilities of the current period. For this purpose, the government considers revenues to be available if they are collected within 60 days of the end of the current fiscal period. Expenditures generally are recorded when a liability is incurred, as under accrual accounting. However, debt service expenditures, as well as expenditures related to compensated absences and claims and judgments are recorded only when payment is due.

## **Budgetary Basis**

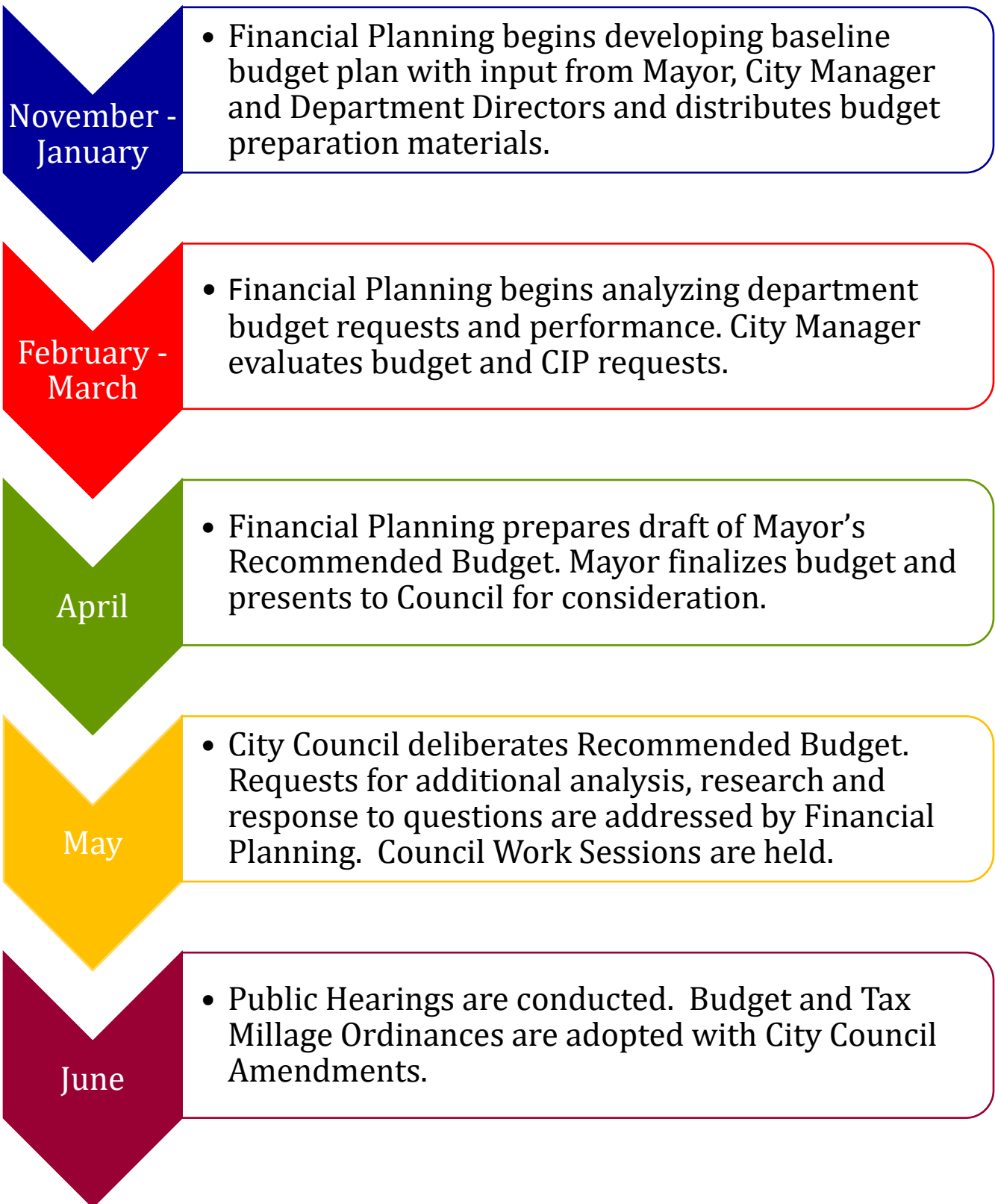
All budgets are adopted on a basis consistent with Generally Accepted Accounting Principles (GAAP). The General, Special Revenue, Debt Service and Capital Projects funds are developed on a modified accrual basis. The Enterprise Funds are developed on the accrual basis. All annual appropriations lapse at the fiscal year end. The basis for budgeting is consistent with the basis for accounting with the difference being encumbrances. The notable exception between the budgetary and accounting basis is the manner in which encumbrances are treated. Encumbrances represent commitments related to unperformed contracts for goods or services. Encumbrance accounting - under which purchase orders, contracts and other commitments for expenditures of resources are recorded to reserve that portion of the applicable appropriation - is utilized in governmental funds. Encumbrances outstanding at year-end are reported as reservations of fund balances and do not constitute expenditures because the commitments will be honored through subsequent year’s budget appropriations. The other exceptions worth noting deal with capital outlay within the enterprise funds which are recorded as assets on a GAAP basis and expended on a budget basis; depreciation expense is recorded on a GAAP basis only.



## **POLICIES AND PROCEDURES**

---

### **BUDGET PREPARATION SCHEDULE: FY2019 Budget**





# Financial Summaries

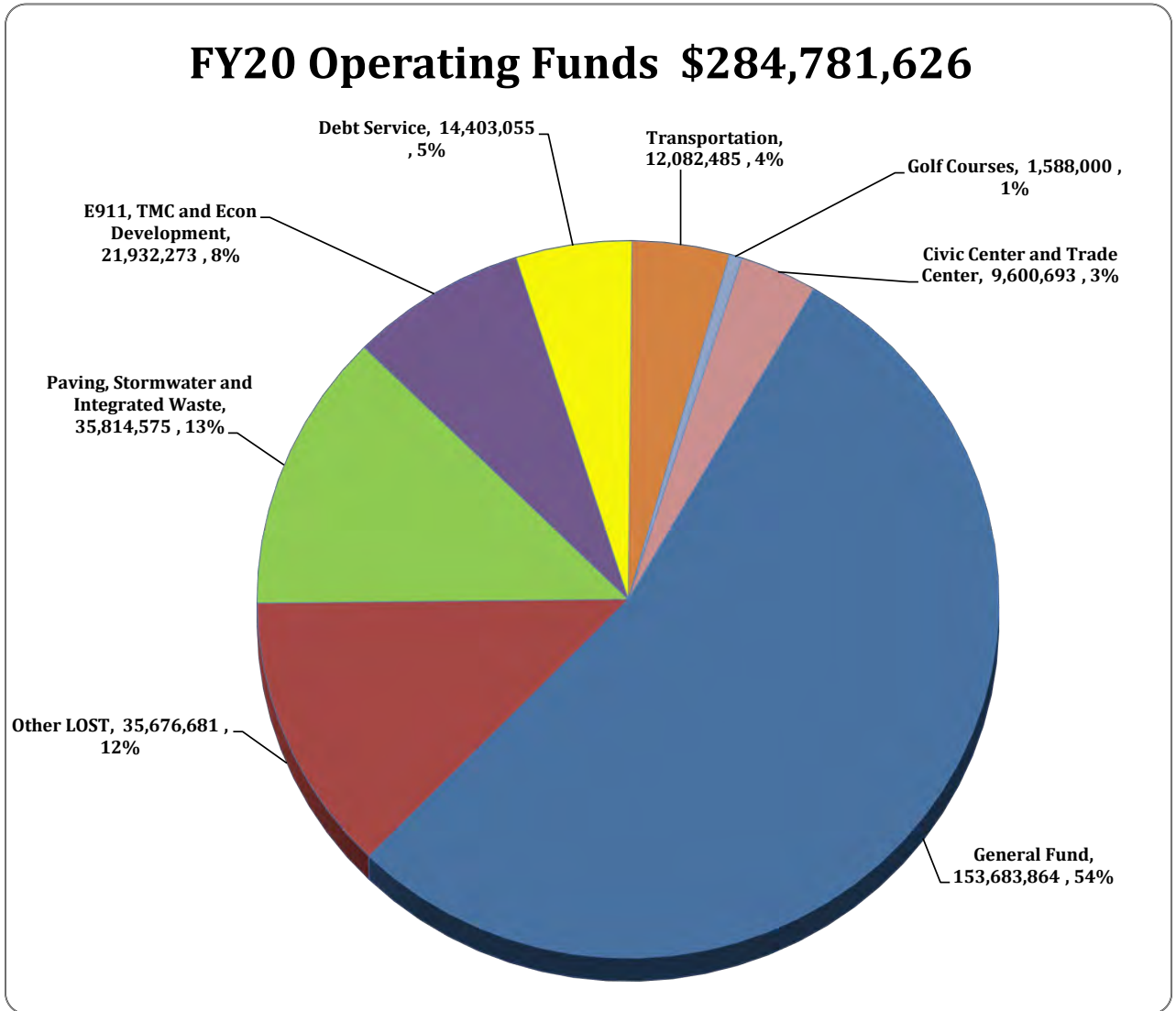
## INCLUDED IN THIS SECTION:

- Revenues & Expenditures by Fund
- Big Picture Summary

**FINANCIAL SUMMARY / OPERATING FUNDS**

**The Big Picture**

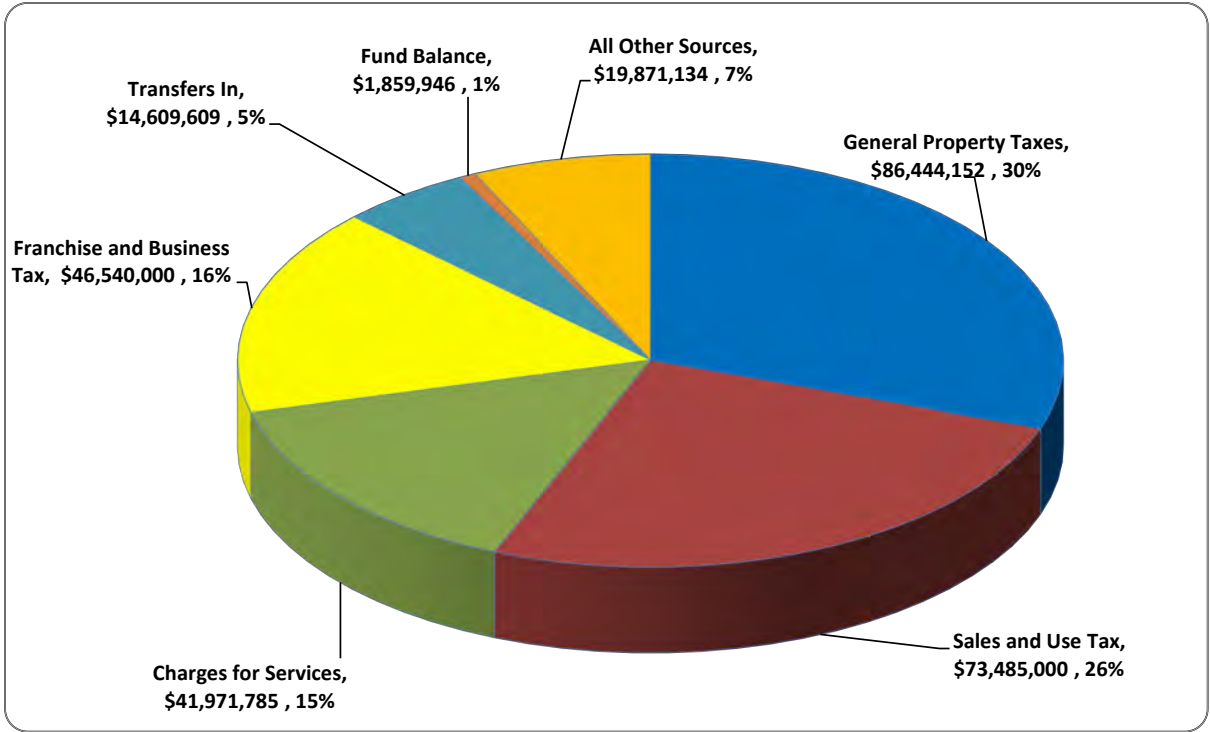
Columbus Consolidated Government operations and services are funded principally through the General Fund, through which the City's primary revenues and expenditures flow. All major departments of the City have apportionments in the General Fund. These are described in detail in Section D. Proceeds from Other Local Option Sales Tax ("OLOST") reside in the LOST Fund. 70% of this fund supports Public Safety while the remainder supports General Government operations and infrastructure. Other operating funds included in this Budget are as follows: Stormwater (Sewer), Paving, and Integrated Waste, which support infrastructure; E-911 (Public Safety); Medical Center (indigent and prisoner healthcare); Economic Development; Transportation (METRA) and Parking Management; Trade Center; Bull Creek and Oxbow Creek Golf Courses; and the Civic Center. Dollar amounts of each fund as projected for FY2020 are shown below:



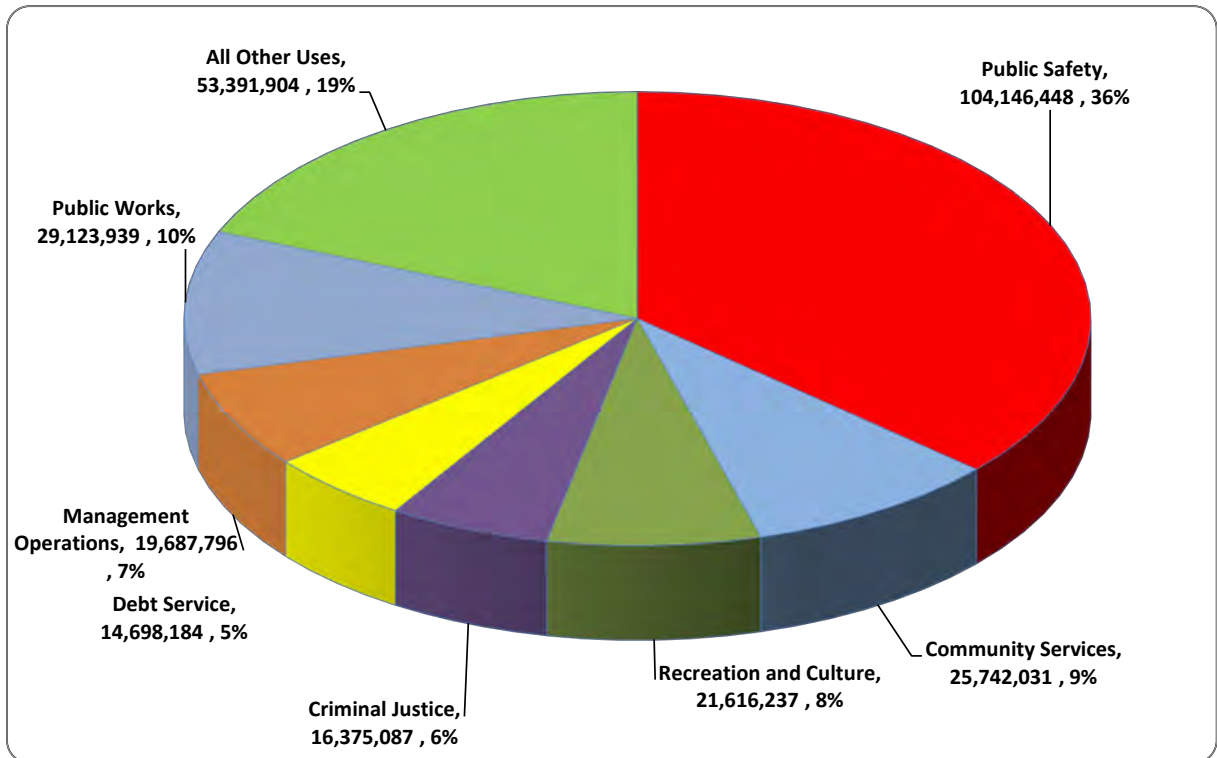
**FINANCIAL SUMMARY / OPERATING FUNDS**

**The Big Picture**

*Where the money comes from... revenue sources*

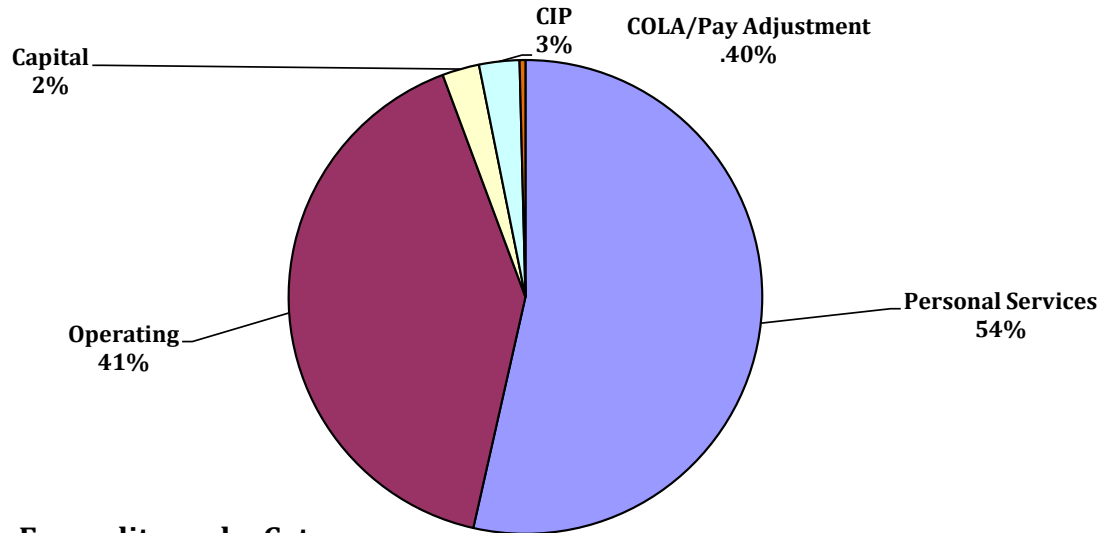


*Where the money goes... expenditures*



**FINANCIAL SUMMARY / OPERATING FUNDS**

**The Big Picture**



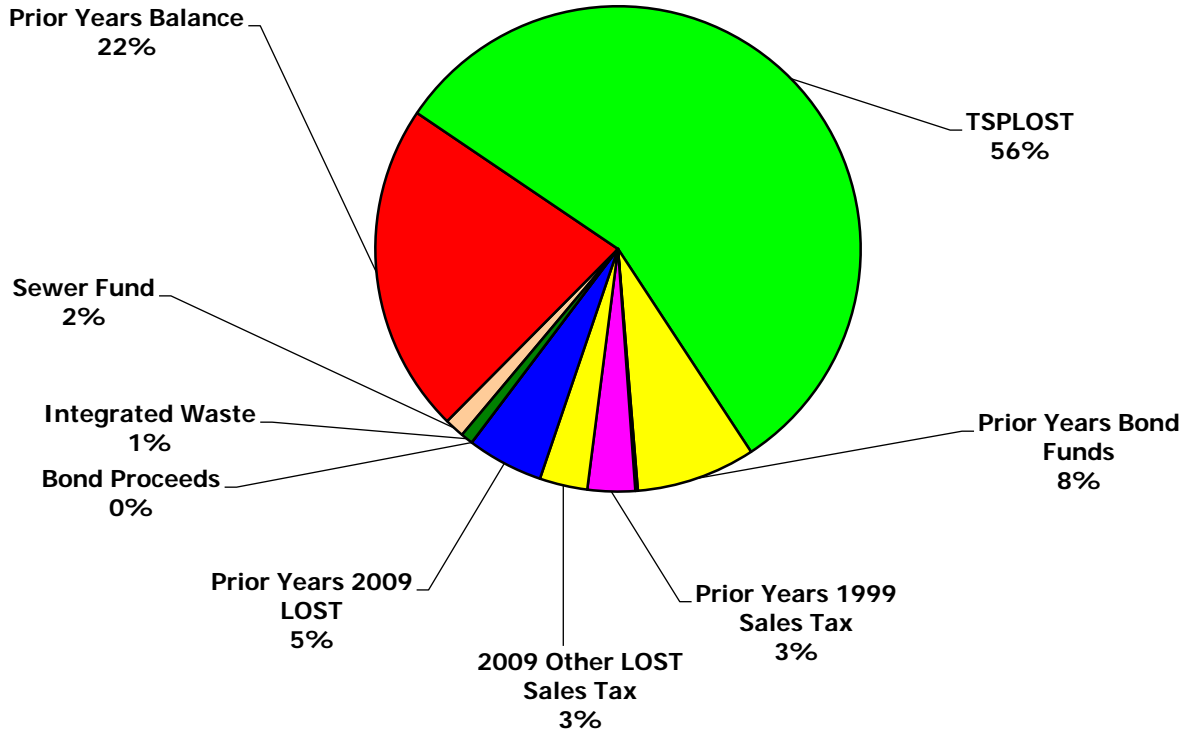
**Operating Expenditures by Category**

| Fund                         | FY20 Expenditures     |                       |                     |                              |                       | Total        | Positions      |       |
|------------------------------|-----------------------|-----------------------|---------------------|------------------------------|-----------------------|--------------|----------------|-------|
|                              | Personal Services     | Operating             | Capital Outlay      | Capital Improvement Projects | FT                    |              | PT*            |       |
|                              | General               | \$ 109,765,117        | \$ 42,006,219       | \$ 912,529                   | \$ 1,000,000          |              | \$ 153,683,865 | 1,864 |
| Other LOST                   | 15,705,030            | 15,586,152            | 1,021,889           | 3,363,610                    | 35,676,681            | 187          |                |       |
| Stormwater                   | 3,005,573             | 1,024,896             | 439,644             | 1,397,098                    | 5,867,211             | 65           |                |       |
| Paving                       | 7,859,106             | 6,148,270             | 892,956             | 1,777,033                    | 16,677,365            | 174          | 13             |       |
| Medical Center               | -                     | 15,343,646            |                     |                              | 15,343,646            |              |                |       |
| Integrated Waste             | 5,877,068             | 7,078,933             | 14,000              | 300,000                      | 13,270,001            | 113          |                |       |
| E-911                        | 2,463,634             | 1,496,356             | -                   | -                            | 3,959,990             | 53           | 1              |       |
| Econ Development             | -                     | 2,628,637             | -                   | -                            | 2,628,637             |              |                |       |
| Debt Service                 | -                     | 14,403,055            | -                   | -                            | 14,403,055            |              |                |       |
| METRA                        | 4,823,939             | 3,925,496             | 3,333,050           | -                            | 12,082,485            |              |                |       |
| Parking Mgmt                 | -                     | -                     | -                   | -                            | -                     | -            | -              |       |
| Trade Center                 | 1,434,506             | 1,369,657             | 456,880             | -                            | 3,261,043             | 26           | 8              |       |
| Bull Creek                   | 642,313               | 564,687               | -                   | -                            | 1,207,000             | 10           | 9              |       |
| Oxbow Creek                  | 228,486               | 152,514               | -                   | -                            | 381,000               | 5            | 4              |       |
| Civic Center                 | 1,790,237             | 4,416,969             | 132,445             | -                            | 6,339,651             |              |                |       |
| <b>Total Operating Funds</b> | <b>\$ 153,595,009</b> | <b>\$ 116,145,487</b> | <b>\$ 7,203,393</b> | <b>\$ 7,837,741</b>          | <b>\$ 284,781,626</b> | <b>2,497</b> | <b>116</b>     |       |
| Other Fund*                  |                       |                       |                     |                              |                       | 14           |                |       |
| CDBG                         | 355,927               | 1,757,097             | 2,000               | -                            | 2,115,024             | 6            | 1              |       |
| WIOA/JTPA                    | -                     | 3,687,670             | -                   | -                            | 3,687,670             | 13           |                |       |
| Risk Mgmt                    | 2,193,690             | 2,482,994             | -                   | -                            | 4,676,684             | 3            | 6              |       |
| Health Mgmt                  | -                     | 23,912,887            | -                   | -                            | 23,912,887            |              |                |       |
| <b>Total Funds</b>           | <b>\$ 156,144,626</b> | <b>\$ 147,986,135</b> | <b>\$ 7,205,393</b> | <b>\$ 7,837,741</b>          | <b>\$ 319,173,891</b> | <b>2,533</b> | <b>123</b>     |       |

\* Specific Part Time Positions Only- Does not include Seasonal or Temporary Labor

# FINANCIAL SUMMARIES / OPERATING FUNDS

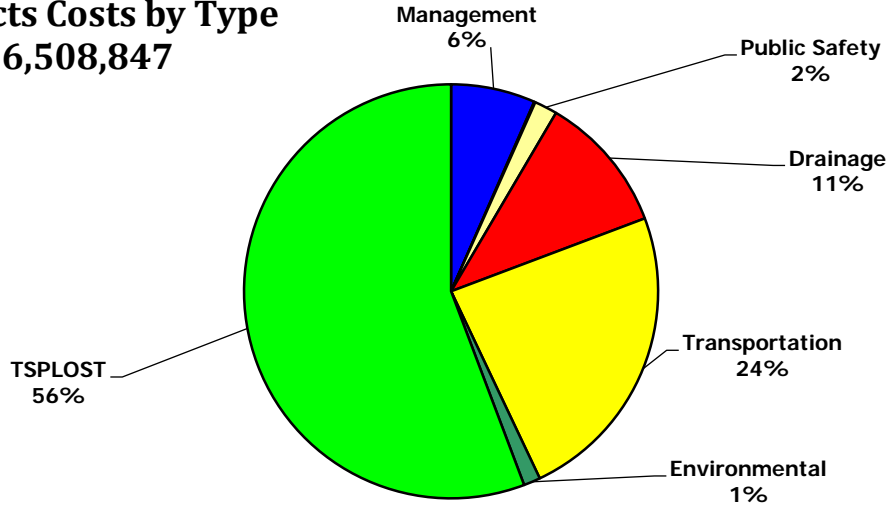
## CIP Financing Sources \$106,508,847



| FY20 CIP Financing Sources Overview |                              |
|-------------------------------------|------------------------------|
| Project Financing Source            | Amount from Financing Source |
| General Fund                        | \$0                          |
| Stormwater (Sewer) Fund             | \$1,397,098                  |
| Paving Fund                         | \$1,777,033                  |
| Integrated Waste                    | \$300,000                    |
| 2012 TSPLOST                        | \$3,444,534                  |
| Current Year Bond Proceeds          | \$0                          |
| Current Year 2009 Other LOST        | \$3,363,610                  |
| Prior Years' 1999 SPLOST            | \$3,337,427                  |
| Prior Years' 2009 LOST              | \$5,363,288                  |
| Prior Years' 2012 TSPLOST           | \$55,924,134                 |
| Prior Years' Fund Balance           | \$23,237,024                 |
| Prior Years' Bond Funds             | \$8,364,700                  |
| <b>Total</b>                        | <b>\$106,508,847</b>         |

# FINANCIAL SUMMARIES / OPERATING FUNDS

## CIP Projects Costs by Type \$106,508,847



| <b>FY20 CIP Projects Overview*</b>         |                      |  |
|--|----------------------|--|
| Project                                    | FY20 Cost            | Impact on Operating Budget   |
| <b>Management</b>                          | \$7,008,920          | Slightly positive, with Technology investments expected to improve efficiencies in judicial, administrative, human resources, and financial management areas.  |
| <b>Parks, Recreation, &amp; Leisure</b>    | \$95,994             | Neutral to Slightly Positive with investment of a new Pickleball Court near the newly renovated tennis courts at Cooper Creek Park.  |
| <b>Public Safety/<br/>Criminal Justice</b> | \$1,909,545          | Neutral to Slightly Positive with investments in facilities that house inmates.  |
| <b>Drainage</b>                            | \$11,509,740         | Neutral to Positive-anticipated investment in sewer line and storm water drainage infrastructure reduces reliance on current year operational funds for maintenance, repair and restructure as well as reduced exposure to risk from liability to property damage or injury.   |
| <b>Transportation</b>                      | \$25,225,295         | Neutral to Positive – anticipated investment in transportation infrastructure, most notably roads, bridges, and corridors, will reduce reliance on the current year operating budget for costs of maintenance and repair.  |
| <b>TSPLOST</b>                             | \$59,368,668         | Neutral- while the dollar investment in TSPLOST projects is substantial, all of the funding for these specified projects occurs outside of the operating budget in a special funding source (the TSPLOST tax) and therefore provides no impact to the operating budget.  |
| <b>Environmental</b>                       | \$1,390,686          | Nominal to Slight – There is minimal investment in these projects aside from a small investment in the necessary operating of landfill sites. Minimal benefit comes from the reduced risk of liability due to non-compliance with state and federal mandates regarding landfills.  |
| <b>TOTAL</b>                               | <b>\$106,508,847</b> | Overall, the CIP projects will have a minimal impact on the City’s FY20 Operating Budget based on timing of project completion and the fact that contributions from the current year operating budget are relatively low. Long-term expectations are that with the offsetting positive improvements, the majority of negative impacts will be slight. The CIP total is 16.6% lower than the amount allocated in FY18 is primarily due to prior year allocations being utilized for TSPLOST projects, SPLOST, and Bond funds. |

## **FINANCIAL SUMMARY / OPERATING FUNDS**

### Capital Improvement Projects (Continued)

Further information on Capital Improvement Projects is located in the Financial Summaries of the Operating Budget and the *FY20 Capital Improvement Program Budget Book*. The impact is discussed for each individual project in the accompanying CIP book; however, we have tried to give an overview of the budget impact for the categories and total budgets. Depreciation expense is not included in this analysis, but needs such as staffing, daily operating costs and maintenance are considered.

### Trend Analysis

An important element of the budgetary process is the historical perspective of past operating fund budgets and the changes in revenues and expenditures in those funds over time. The following table shows the adopted budgets for Revenues and Expenditures in the Operating Funds for the past four fiscal years and the budgeted year. As shown below, the FY2020 Operating Budget experienced a modest increase as compared to the prior year.

#### *Five Year Operating Fund Trend Analysis: Adopted Operating Budgets for the past five fiscal years*

| <i>Dollars in Thousands (\$000's)</i>   | <b>FY16</b>    | <b>FY17</b>    | <b>FY18</b>    | <b>FY19</b>    | <b>FY20</b>    |
|---|----------------|----------------|----------------|----------------|----------------|
| <b><u>REVENUES</u></b>                  |                |                |                |                |                |
| <b>General Property Taxes</b>           | 82,450         | 83,308         | 83,658         | 85,937         | 86,444         |
| <b>Franchise/Business/Other</b>         | 44,150         | 44,874         | 44,737         | 44,910         | 46,540         |
| <b>Sales and Use Taxes</b>              | 73,005         | 72,658         | 70,618         | 71,228         | 73,485         |
| <b>Charges for Services</b>             | 37,728         | 40,033         | 40,279         | 40,816         | 41,972         |
| <b>All Other Sources</b>                | 15,212         | 16,297         | 15,261         | 17,071         | 19,871         |
| <b>Transfers In</b>                     | 11,725         | 12,449         | 13,132         | 13,877         | 14,610         |
| <b>Use of Fund Balance</b>              | 1,455          | 394            | 346            | 1,501          | 1,860          |
| <b>Total Revenues</b>                   | <b>265,725</b> | <b>270,013</b> | <b>268,031</b> | <b>275,340</b> | <b>284,782</b> |
| <b><u>EXPENDITURES</u></b>              |                |                |                |                |                |
| <b>Public Safety</b>                    | 105,420        | 105,833        | 103,661        | 105,035        | 104,146        |
| <b>Management Operations</b>            | 17,645         | 20,195         | 19,189         | 19,406         | 19,688         |
| <b>Public Works/Community Services*</b> | 50,458         | 52,704         | 52,414         | 54,192         | 54,866         |
| <b>Criminal Justice</b>                 | 15,196         | 15,225         | 15,738         | 16,141         | 16,375         |
| <b>Debt Service</b>                     | 12,128         | 13,099         | 13,773         | 13,235         | 14,698         |
| <b>Mass Transit</b>                     | 6,577          | 7,534          | 7,578          | 9,209          | 11,836         |
| <b>Recreation and Culture</b>           | 19,942         | 20,609         | 19,589         | 19,929         | 21,616         |
| <b>Non Categorical and Other</b>        | 29,938         | 29,133         | 29,434         | 29,651         | 33,718         |
| <b>Transfers Out</b>                    | -              | -              | -              | -              | -              |
| <b>Capital Improvements</b>             | 8,421          | 5,681          | 6,655          | 8,542          | 7,838          |
| <b>Total Expenditures</b>               | <b>265,725</b> | <b>270,013</b> | <b>268,031</b> | <b>275,340</b> | <b>284,782</b> |
| <b>Percentage Growth</b>                | <b>.80%</b>    | <b>1.6%</b>    | <b>-7%</b>     | <b>2.7%</b>    | <b>3.4%</b>    |

\*Community Services includes the Medical Center contract for indigent and prisoner/inmate medical care



# FINANCIAL SUMMARY / OPERATING FUNDS

## **Projections**

Short and long term forecasts are an integral part of the City's budgeting process. The Financial Planning Staff prepares both short (1-3 year) and long (5 year) term projections each year as part of the budgeting cycle process. The short and long term forecasts which the Financial Planning staff prepares, and then continually refines, provide the basis for the Operating Funds Budgets included in this Budget Book.

The foundation for projected revenues is based on an analysis of several factors including: historical trends in revenues collected for the current and prior years; changes in statutory or regulatory rules which may impact revenues, such as the changes the State of Georgia has made to the Title Ad Valorem Sales Tax; and changes in the City's population which may be anticipated from demographic or environmental changes, such as those which have occurred from time to time at Ft. Benning, which is a major employer of both military and civilian citizens, or with new investment in our area by companies like Kia, which has major manufacturing facilities in nearby West Point. Financial Planning closely monitors the accuracy of its revenue forecasts throughout the fiscal year and may make recommendations for adjustments to the Operating Budget should actual revenues prove to be materially different from those forecasted.

Our forecasts also provide the basis for our expenditures and capital investment plans which are included in the Operating Budget. Expenditure forecasts are based largely on both historical actual expenditures and the financial resource constraints for the City at large. Capital expenditures are forecasted based on the specific needs of each division, again within the financial resource constraints that exist within the framework of the City as a whole. Our budget book, and therefore this analysis, includes the City's operating funds and 4 additional funds: CDBG, WIOA, Risk Management and Employee Insurance Funds. The Budget Book differs from the Consolidated Annual Financial Report ("CAFR"), which includes all funds.

## **Midyear Adjustments**

The Operating Budget is a point-in-time reflection of what is actually a fluid, continually adaptive process throughout the fiscal year. This Budget Book contains the *Adopted* Budget, which has been adopted by the Council as its Adopted Budget. Because it is prepared well in advance of the completion of the prior year's financial audits, and because there are often circumstances which cause need for making mid-year adjustments to the original plan, the Finance Director may recommend changes to the Operating Budget at a mid-year point. These are an ordinary part of the municipal budgeting process and reflect the City's capacity to monitor its resources relative to its budget and to make adjustments where prudent.

## **Use of Fund Balance**

During the past several fiscal cycles, the City has given considerable attention and effort to curbing its reliance on the use of fund balance in the General Fund in order to meet its obligations. Because there has been little growth in revenues, for reasons both macro- and micro-economical, the City has been forced to reduce its spending in a number of areas in order to lower its use of fund balance. For the FY2020 budget, the City experienced across the board savings from employee benefit plan reforms adopted in prior budget years. The savings realized allowed the City to reduce its need for fund balance in its Operating Funds as compared to prior year. The reduced dependence on fund balance stemmed from systemic changes to certain obligations such as pension plans and healthcare plans, continued lack of capital investment, continued deferred maintenance in some areas, reduced workforce through attrition and existing vacancies, and lower indirect operating budgets (such as those for supplies, education and training, and travel).

Dependence on the use of fund balance is expected to continue to decline in future budget cycles for the following key reasons:

- The adoption of health care reform measures in its self-funded healthcare plan, which is expected to systemically lower the city's healthcare related costs for its employees. These included changes to deductibles, co-pays, out-of-pocket maximums, employee premiums, the continuation of spousal exclusion for working spouses with available coverage at their own employer, and pharmaceutical benefit plan design changes.
- Plans were implemented and/or continued for reduced support for component units and affiliates.

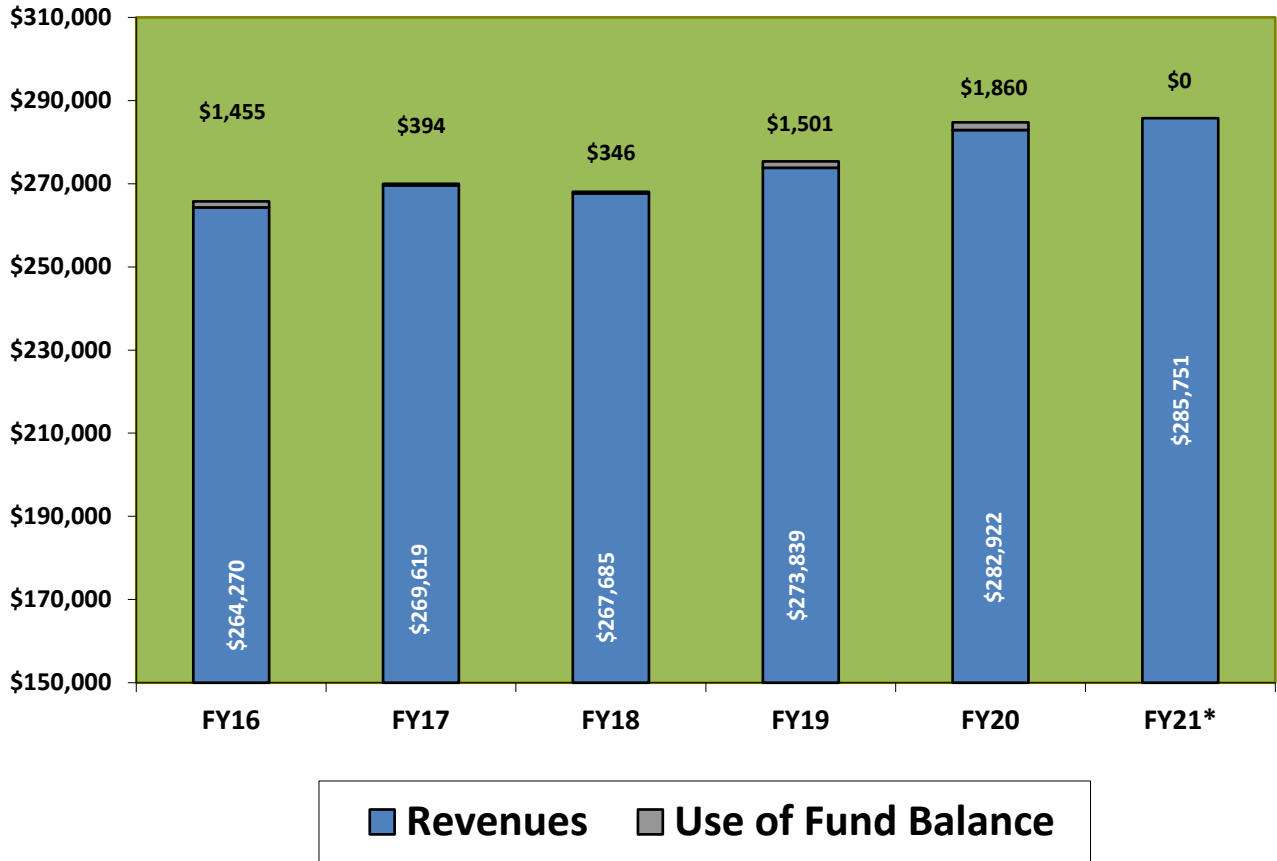
## FINANCIAL SUMMARY / OPERATING FUNDS

- The city's contract with the Medical Center Hospital Authority, which provides for healthcare services to the city's indigent population as well as its inmate population, has been revised under mutual agreement with the Authority to reduce the amount of annual cash payment and to provide for future refunds in the event that costs are less than payments.

The following graph depicts the City's use of fund balance during the past five fiscal years (as planned for in annual Adopted Operating Budgets):

### ***Budgeted Revenues and Use of Fund Balance, FY16-FY21***

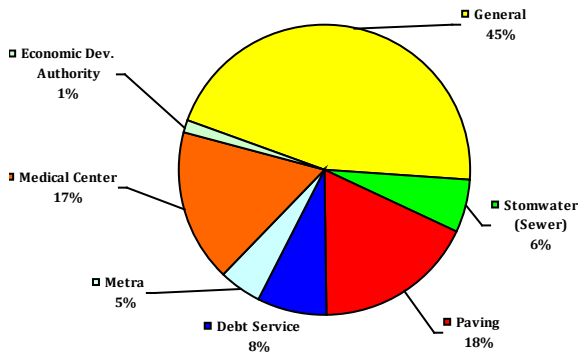
*Dollars in Thousands (000s)*



\* FY21 estimate based on anticipated reductions to use of fund balance with steady revenues from all other sources

# FINANCIAL SUMMARIES / OPERATING FUNDS: REVENUES

**Ad Valorem Tax Distribution Among Funds**



**Revenue Sources Total: \$284,781,626**

**General Property Taxes: \$86,444,152      30.4%**

For FY20, General Property taxes are budgeted to increase by about 1.0% over FY20. General Property Taxes are Ad Valorem taxes, penalties and interest on real and personal property, motor vehicles, mobile homes, intangible taxes, and all penalties, interest and FIFAs related to these taxes. They are projected based on estimated growth of the state approved tax digest at millage rates ordained by Council. The current trend reflects a modest increase in Ad Valorem taxes based on the natural growth of the digest. Projected Ad Valorem taxes are based on assumption of a 97% collection rate and the projected growth of the digest. The 97% collection rate assumption also applies to the Medical Center fund. Prior to FY15, the Medical Center fund was the one exception to the 97% collection rate assumption as contractually The Medical Center Hospital Authority received 3.00 mills regardless of actual tax collections. The *Ad Valorem Tax Distribution among Funds* Chart, on the top left, shows the distribution of Ad Valorem taxes among the applicable operating funds.

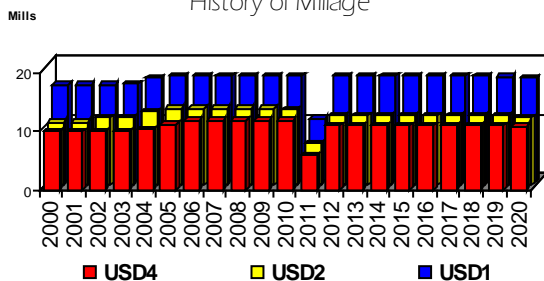
### History of CCG's Millage

As reflected in the History of Millage chart (below), the millage rate remained relatively consistent from FY00 to FY03 and remained unchanged from FY05 to FY10. FY11 was affected by the Other LOST rollback, but the millage rate returned to normal in FY12. There were small increases to the General Fund, the Paving and Debt Service Funds in FY04 and FY05. The Columbus Charter stipulates a 9-mill cap on "ordinary current expenses" which is the total of net general and urban millage and the transportation millage. The remaining millage includes the medical center, debt service, paving, sewer, and economic development authority fund. The current millage rates are listed in the Millage Table in the City Manager's message.

During FY13, the Debt Service portion of the millage was reduced by 0.16 mills due to bond defeasance and other debt restructure. City Council opted to increase the mills for Economic Development funding accordingly by 0.25 mills in FY15, the proceeds of which will be added to the Economic Development reserve. The net result was no change to the overall millage rate.

The Economic Development Fund was established in FY03 and is funded by a 0.50 millage when and as approved by City Council. Each fiscal year during budget deliberations, Council decides whether to continue to appropriate monies for the Economic Development fund. As noted in the *History of CCG's Millage* (left), during FY15 an additional 0.25 mills is being set aside as a reserve for Economic Development, subject to Council's discretion and approval.

History of Millage



### Property Tax Primer

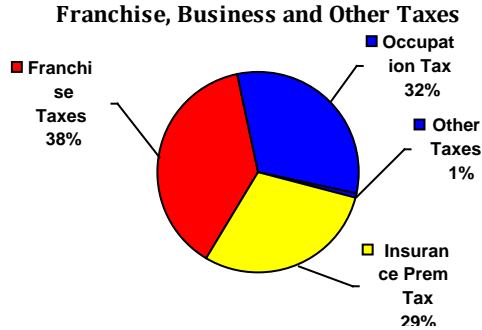
*Ad Valorem or Property Tax is a large source of revenue for CCG. The basis of the taxation is the Fair Market Value (FMV) of the property established as of January 1 of each year. The tax is levied on the assessed value of the property, which by GA state law is 40% of FMV. The amount of tax is determined by the tax rate (millage) levied by City Council). A mill is equal to \$1 for each \$1,000 of assessed value.*

In addition to general economic trends and conditions, CCG faces the added challenge in our property tax structure is the property tax freeze, which freezes the FMV valuation of a property at purchase.

# FINANCIAL SUMMARIES / OPERATING FUNDS: REVENUES

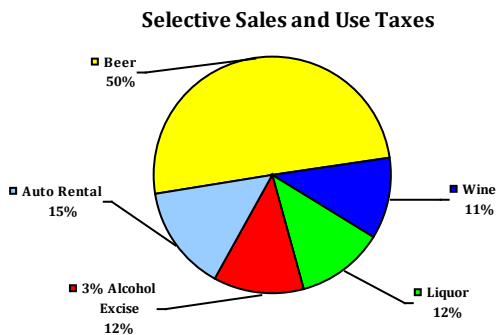
**Franchise (Utility), Business and Other Taxes:**  
**\$46,540,000** **16.3%**

In FY20, Franchise and Business Taxes are projected to remain approximately the same as compared to FY19. These revenues are sensitive to economic conditions and are projected based on historical trends and expected economic strengths or weaknesses. Trends for franchise taxes have been showing slight decreases. Business Taxes include Occupation Taxes, which are based on the gross income of certain businesses, and Insurance Premium Taxes. These taxes are also expected to generate modest increases in FY20.



See the Franchise, Business, and Other Taxes pie chart (above) for a breakdown of this category.

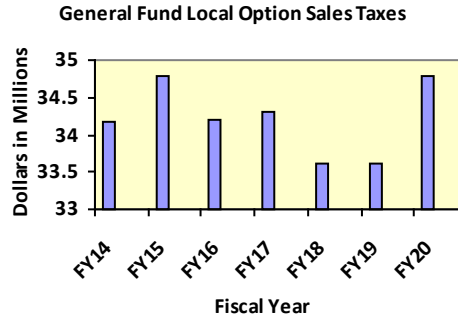
**Sales and Use Taxes:**  
**\$73,485,000** **25.8%**



The FY20 budget includes a projected increase in Sales and Use Tax of about 0.91% from FY19. This projected increase continues an upward and downward trend which is a result of macro-economic conditions. A Local Option 1¢ Sales Tax is levied to keep the ad valorem tax as low as possible.

The taxes are projected based on economic indicators (employment rate, consumer confidence, etc.) and estimated growth in sales. The State of Georgia limits local jurisdictions to

one cent (1¢) for general purposes. The trend of growth of sales tax has leveled off. It has cycled up and down in recent years but is anticipated to increase modestly over the coming years. The *Local Option Sales Tax Chart* reflects the trend in Sales Tax.



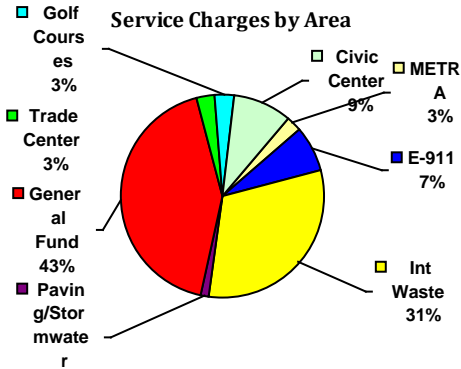
Also included in this category are use taxes. Use taxes include taxes on various rentals, advertising, and merchandising charges, as well as taxes on Beer, Wine, Liquor, and a 3% Alcohol Excise tax. This revenue is projected based on current indicators and tax rates set by Council. A modest increase was projected for this fiscal year. This subcategory reflects less sensitivity to economic conditions.

**Charges for Service:**  
**\$41,971,785** **14.7%**

For FY20, fee adjustments in Charges for Services from FY19 have been projected, primarily due to expected increase in pay telephone commissions. Projections are based on rates set by Council, historical trends, and economic indicators. Service Charges include collections for government services, such as solid waste management fees, fees for use of public recreational facilities, emergency medical service fees and fees for the operation of the E-911 system and the city pound. Also included in this category are court fees and commissions. Commissions include the fees collected by the Tax Commissioner as well as the commissions paid on pay telephones. Due primarily to the addition of Title Ad Valorem Tax Fees, commissions were projected remain the same for FY20.

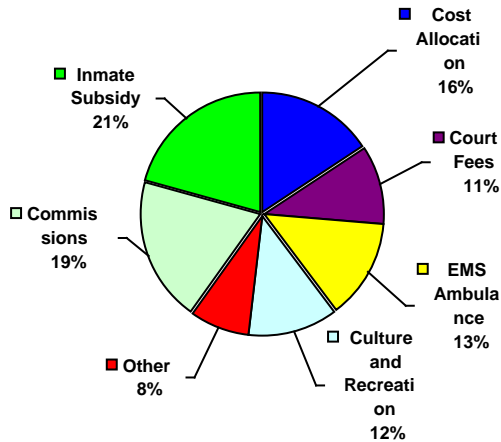
# FINANCIAL SUMMARIES / OPERATING FUNDS: REVENUES

Also, in service charges is cost allocation. Established in the FY93 Budget, cost allocation revenues reflect levels of service provided by the general fund central administrative functions (such as accounting, purchasing) to other fund, grant, and authority activities. For FY20, a 1.26% increase in cost allocations was projected.



Projections for Service Charges are based on rates set by Council, historical trends, and economic indicators. An incline in user-based fees collected by the City's public cultural and recreation-based facilities and decreased court collection fees lead to the projected 1.0% decrease in total Charges for Services for FY20. See the *Service Charges by Area* pie chart.

### General Fund Charges for Service



### Fines and Forfeitures:

**\$4,555,000**

**1.6%**

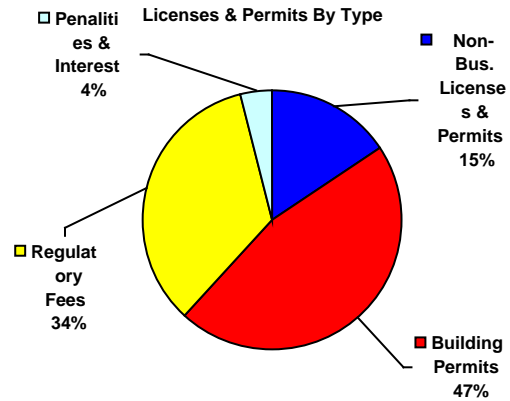
This category consists primarily of fines and charges imposed by the various courts of Muscogee County. Council sets some of these charges, while others are mandated by State. For FY20, an 1.6% increase was projected in Fines and Forfeitures due to a trending promotion in court fees collected in superior court, state court, municipal courts, and all other courts to include recorder's court and environmental court.

### Licenses and Permits:

**\$2,585,000**

**6.2%**

For FY20, License and Permit revenues are expected to slightly decline as compared to prior year. This category is derived from permits, business and professional license fees. Business Licenses include Beer, Wine and Liquor Licenses, Alcohol Application ID Card Permits and Insurance Licenses.



Non-Business Licenses and Permits include permits for pet ownership, zoning petitions and marriage and gun licenses. Regulatory Fees include licenses to sell alcohol and insurance. Building permits make up the largest category. Council sets the fees for these charges. See *Business Licenses & Permits* (above) for a breakdown by type.

Projections are based on historical trend analysis, economic indicators, and anticipated economic growth. Some of these fees and permits that are sensitive to economic conditions are trending upward. Overall, licensing is remaining steady, as well as, fees and permits. Projections have followed these trends.

# FINANCIAL SUMMARIES / OPERATING FUNDS: REVENUES

**Intergovernmental:**  
**\$8,815,611** **3.1%**

This category consists of Federal, State and Local government agency reimbursements for funding of local and statewide programs. Trends show an increase in state and federal funding, which is reflected in projections.

The revenues (and expenditures) for cooperatively funded various Federal, State, and Local grant activities is located in a Multi-Governmental fund.

Additionally, there are two published funds that are listed with the operating funds, but not included in these numbers. The Community Development Block Grant (CDBG) and Workforce Innovation and Opportunity Act (WIOA) are separate grant programs with different budget cycles because of federal regulations. An estimated budget is included in the budget process and is adjusted by Council in the fall. Details about CDBG and WIOA Funds can be found in the Overview (Section B) and Expenditures by Division (Section D) Sections.

**Investment Income & Miscellaneous:**  
**\$3,915,523** **1.4%**

This category includes revenue from investment of City reserves. Revenues are based on projected rates of return on invested fund equity. Although rates are expected to continue to be relatively low, the FY20 budget does not presume that there will be material gains or losses in investment value. Investment income is projected at \$730,000 for FY20.

This category also includes rents from City-owned property and sales of land, surplus equipment and various reports and databases. These revenues are projected based on fee schedules and current indicators. In addition, various one-time revenues, not categorized elsewhere, are included in this category. These revenue projections are based on historical trends.

**Inter-fund Transfers In:**  
**\$14,609,609** **5.1%**

Transfers-in account for the operating inter-fund transfers between the various funds to provide funding assistance and matching funds for Federal and State grants. This category accounts for the transfers of funds allocated to the Capital Improvement Program. The Hotel-Motel tax provides a source of revenue as a transfer into the Civic Center and the Columbus Convention and Trade Center. For FY20, a 5.8% increase in transfers has been projected, thus presenting a cyclical trend in use of inter-fund transfers as a revenue source.

**Use of Fund Balance:**  
**\$1,859,946** **0.7%**

Fund balance usage is calculated based on the anticipated fund balance at fiscal year end after revenues and expenditures have been accounted for. For FY20, in the General Fund, it is expected that **\$856,902** will be needed from fund balances to cover the shortfall between revenues and expenditures. Operating Funds' total Use of Fund Balance is **\$1,859,946**. See *FY20 Summary of Revenues, Expenditures, & Change in Fund Balance* for details.

# FINANCIAL SUMMARIES / OPERATING FUNDS: EXPENDITURES

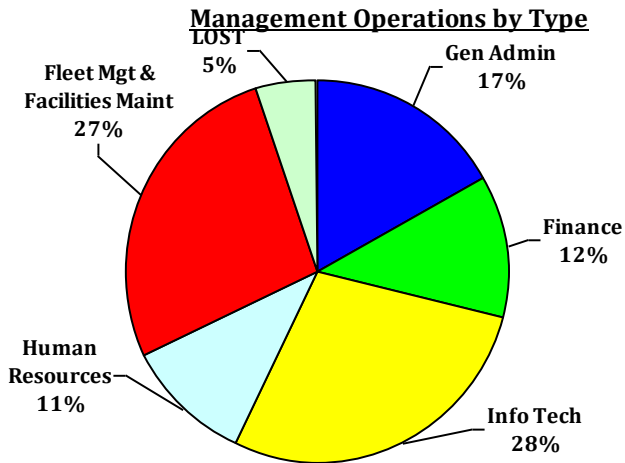
**Expenditures Total: \$284,781,626**

**Management Operations:**  
**\$ 19,687,796 6.9%**

Activities and management needed to administer the daily operations of the Consolidated Government.

These activities are distributed through such offices as the City Manager, Human Resources, Information Technology, Finance, Facilities Maintenance, and Fleet Maintenance. These offices provide support for line operations in their efforts to provide quality services to the citizens of the community.

Management Operations expenditures are budgeted at 1.4% higher than in FY19. See *Management Operations by Type* below for expenditure breakdown of support offices.



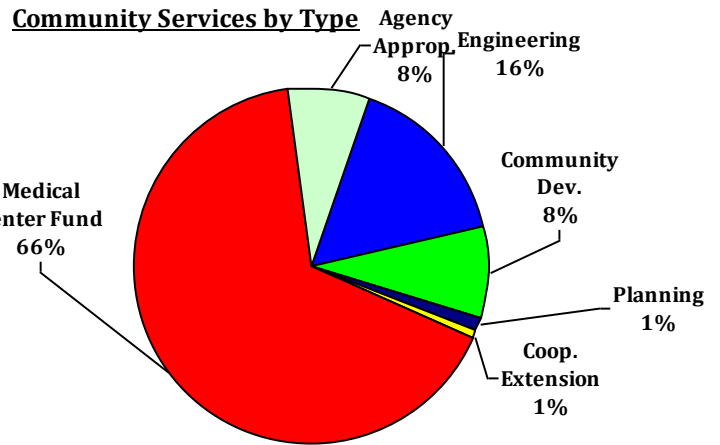
**Community Services:**  
**\$ 25,742,031 9.0%**

Community Services includes services that affect all citizens indirectly through the coordination of construction and development activities to ensure safety and a better quality of life. These services are distributed through such offices as Engineering, Inspections and Codes, Planning, and the Cooperative Extension division, which is operated in cooperation with the University System of Georgia. Funds for other services are provided to various organizations in the community by Council approval through agency appropriations. Community Services expenditures are budgeted 1.6% higher than the budget for FY19. See the Chart of *Community*

*Services by Type* below for breakdown by Department.

In addition, the City's Medical Center appropriations are budgeted at a value of three (3) mills to reimburse the Medical Center for indigent care. These are accounted for in the Medical Center Fund.

Although CDBG funds are not reflected in the General Fund's expenses, the City's Department of Community Reinvestment administers the CDBG (Community Development Block Grant) Program.



**Public Works:**  
**\$ 29,123,939 10.2%**

This category includes the divisions involved in delivering and administering essential services such as solid waste collection, recycling, public cemeteries, and open and inert landfill operations and maintenance. Certain paving and sewer maintenance such as ditch cleaning, road patching, etc. is managed by this function. Environmental activities are coordinated through divisions grouped here.

Public Works expenditures are budgeted to be 0.9% higher in FY20 than budgeted for FY19.

# FINANCIAL SUMMARIES / OPERATING FUNDS: EXPENDITURES

**Statutory Boards & Commissions:**  
**\$4,347,553** **1.5%**

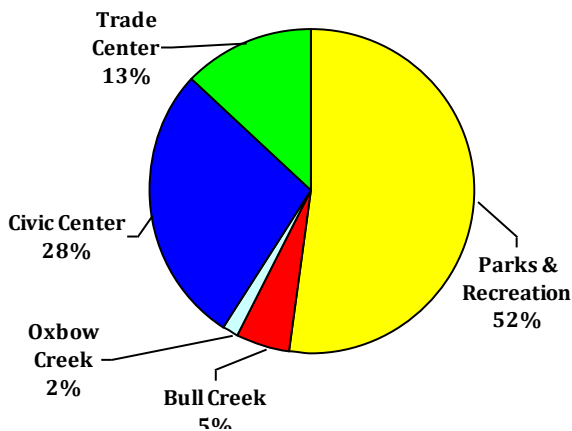
This area provides miscellaneous services to the community. The Board of Elections and Registrations maintains the official eligible voters file and conducts elections in Muscogee County. The Tax Commissioner’s Office and the Board of Tax Assessors appraise property and collect due taxes in the county. The operations of the Coroner are included here. Expenditures in this category are budgeted at 5.4% higher than in FY19.

**Recreation & Culture:**  
**\$21,616,237** **7.6%**

Recreation and cultural activities are provided almost exclusively through the Department of Parks and Recreation. The Parks and Recreation department provides outdoor activities, youth and senior programs, while operating the city’s major arena facilities (Golden Park, Memorial Stadium). This category also includes Bull Creek Golf Course, Columbus Ironworks Convention and Trade Center and the Columbus Civic Center. Expenditures for Recreation and Culture are budgeted at 5.7% higher than for FY19. Cost increases will be due to operational changes implemented during the current budget cycle.

See *Recreation & Culture* Chart below.

**Recreation & Culture**



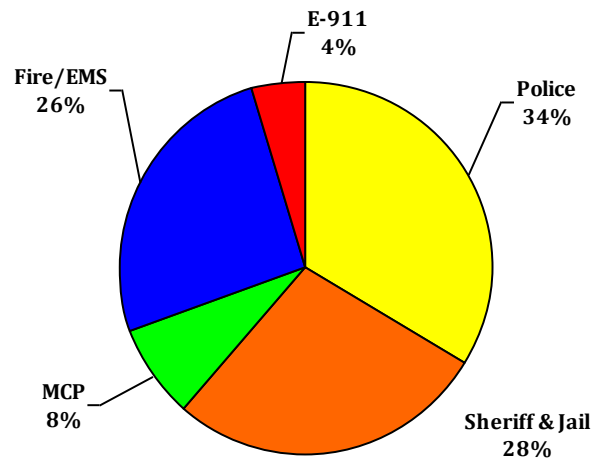
**Public Safety:**  
**\$104,146,448** **36.6%**

Public Safety encompasses those departments and divisions actively involved in the direct protection or support of protection of Columbus’ citizens and visitors. In addition to Police, Fire & Emergency Medical Services, and Emergency Management, the operations of the Sheriff’s office, the county jail, and Muscogee County Prison incorporated.

Public Safety expenditures are budgeted 0.85% lower than the FY19 budget. For FY20, the Adopted budget includes Public Safety related capital purchases of \$1,021,889.

See *Public Safety Appropriations by Agency* below for breakdown of budget proportions.

**Public Safety Appropriations by Agency**



**Criminal Justice:**  
**\$16,375,087** **5.8%**

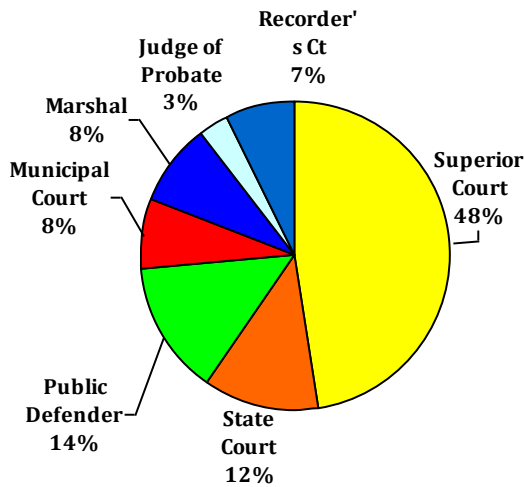
The Criminal Justice system operated by the City consists of all municipal and traditionally county courts. The support functions include probation, legal and clerk’s offices. FY20 expenditures for Criminal Justice are 1.45% higher than they were for FY19.

The *Judicial & Statutory* pie chart below shows breakdown by court.



# FINANCIAL SUMMARIES / OPERATING FUNDS: EXPENDITURES

## Judicial & Statutory



**Debt Service:**  
**\$14,698,184**

**5.2%**

The Debt Service Fund accounts for the retirement of general obligation bond issues, Columbus Building Authority lease contracts, certain leasing obligations associated with vehicle purchases for Integrated Waste, and the Water Commission revolving loan contract.

## Overview and Debt Financing Principles

All local governments must determine how capital projects will be financed. It is the policy of the Columbus Consolidated Government (CCG) to use debt sparingly to retain the capacity to issue additional debt if the need arises. Currently, CCG is well below the 20% level that is considered by the credit industry to be a danger signal. In addition, CCG is well below the legal debt ceiling for general obligation debt (detailed in the box below).

The Columbus Consolidated Government maintains two debt service funds - Debt Service Fund and Sales Tax Proceeds Account Fund. These Funds are used to service debt from four sources: General Obligation Debt, Columbus Building Authority contractual debt, the Board of Water Commissioners revolving loan contract, and lease purchase programs with the Georgia Municipal Association. Proceeds of a dedicated property tax provide the primary source of revenue for the Debt Service Fund. See Debt Service Fund Overview and Debt Service Fund Expenditures for more information.

## Debt Margin

The Columbus Consolidated Government remains well below the debt ceiling of 10% of assessed value of taxable property established by the State of Georgia's constitution. Information regarding the legal debt limit for CCG is listed below.

## Debt Service: Principal & Interest

In 2010, the Columbus Building Authority issued Series A, B, and C bonds in amounts of \$21,560,544 (A), \$72,320,000 (B), and \$2,090,000

### Computation of Legal Debt Margin For Fiscal Year Ending June 30, 2020

|   |                      |
|---|----------------------|
| Assessed value of taxable property*           | \$ 6,412,907,021     |
| Debt Limit: 10% of assessed value             | 641,290,702          |
| Less: Amount of debt applicable to debt limit | 0                    |
| <b>Legal Debt Margin Available</b>            | <b>\$641,290,702</b> |

\*Based on 2019 State Approved Gross Digest as of 07/18/19.

(C) respectively. In 2012, the Columbus Building Authority issued Series A and B bonds in amounts of \$29,825,000 (A) and \$14,005,000 (B) respectively. For FY19, the total amount of payments for principal on all bonds outstanding will be **\$4,723,768** and the total amount of payments for all interest will be **\$5,260,192**. Included in these amounts are payments that are made for bonds issued on behalf of Trade Center and Oxbow Creek Golf Course.

## Debt Service: Other Obligations

The Consolidated Government has directly or indirectly guaranteed the debt issued by the Bull Creek Golf Course Authority, the Columbus Iron Works Convention and Trade Center Authority, the Columbus Airport Commission, and the Hospital Authority of Columbus. However, because the debt is self-supporting, it is generally not considered debt of the CCG. In addition, the annual debt service payments of these issues are not budgeted in debt service funds.

During 2013, Columbus Consolidated Government entered into a master lease agreement with Georgia Municipal Association (GMA). The initial purpose of GMA financing was to purchase rolling stock equipment for Public

# FINANCIAL SUMMARIES / OPERATING FUNDS: EXPENDITURES

Works. GMA financing was later utilized to purchase computer equipment and software upgrades as well as leasing emergency vehicles. The total amount of expenditures that will be allowed under the lease agreement in FY20 will be **\$3,579,866** (which includes repayment of principal and interest for one year).

## Mass Transit:

**\$11,835,671** **4.2%**

METRA is the City of Columbus' mass transit system of buses with financial assistance provided by the local, State and Federal governments. Mass transit expenditures are budgeted at 28.52% above FY19 expenditures.

In FY00, the Parking Management Fund was added to accommodate the parking garage and downtown parking. It is categorized here because it is managed by METRA.

## Other Non-Departmental Expense:

**\$29,370,939** **10.3%**

This category consists of expenditures that are not applicable to a specific department. Examples of the various non-departmental expenses include operating subsidies provided to the Integrated Waste and E911 Funds, contingency funds, and various other non-categorical expenses. Other non-departmental expenditures are budgeted at 15 higher than in FY19.

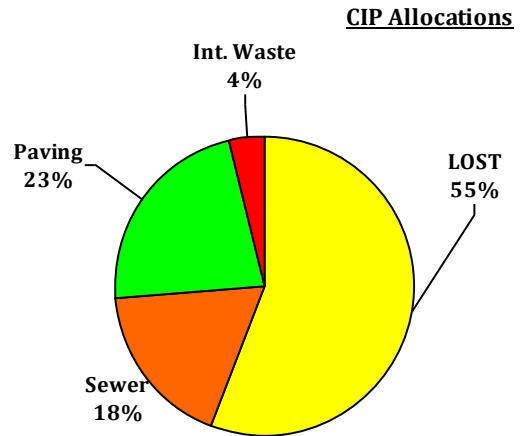
## Capital Improvement Projects (CIP):

**\$7,837,741** **2.8%**

The capital improvement program has been in operation since 1971 with the City consolidation. Funding comes from a variety of sources including transfers-in from the General, Paving, Sewer, and Integrated Waste Funds; 1999 1¢ Special Purpose Local Option Sales Taxes (1993, 1999), Columbus Building Authority (CBA) – Contractual Debt (2010A, 2010B, and 2010C Series, 2012A and 2012B Series), Capital Lease Agreements with Georgia Municipal Association, and Prior Years Balances. The program has historically been used for infrastructure projects such as road construction, drainage improvements, technology support and advancement, and miscellaneous project fund reserves. The number listed above includes only

the transfers from the General, Sewer, and Paving funds into CIP projects. Additional funding includes the Integrated Waste Fund, 1999 Sales Tax and Prior Year's funding.

The General Fund support is funded from property, utility, sales and other taxes, as well as other miscellaneous revenues. Integrated Waste support is based on service charges from residential and commercial waste.



The City's share of Road Projects is funded wholly from the Paving Fund. The road projects are treated as a transfer-out to the CIP Fund where it is matched with a greater share of State dollars. Drainage projects are located in the Sewer fund and located here due to the length of the projects and expense. Integrated Waste Management was added in 1994 to account for capital projects related to the construction, expansion or closing of landfills. The balance of projects, recreation and sidewalks, are financed with equally distributed revenues and constructed as SPLOST cash flow allows. The total financing for a given project may be available at one time, while the project may take multiple fiscal years for completion. At the end of the fiscal year, the total financing sources are earmarked and recorded for that project and the balance is carried forward to the next fiscal year.

Capital Improvement Project's budgets may include any of the following basic costs that are commonly associated with a capital improvement project: the renovation or expansion of existing facilities; an initial

## **FINANCIAL SUMMARIES / OPERATING FUNDS: EXPENDITURES**

feasibility study for infrastructure and/or new facilities; site improvement and/or development and land acquisition; construction of infrastructure and/or a new facility; related management and/or administrative costs; and equipment and furnishings associated with the project. The capital projects are grouped by service type:

**Management:** The Management service type includes projects impacting the general function and management of the Consolidated Government. The projects may also include land acquisition and development, facilities and infrastructure construction and renovation not directly associated with any of the other service classification. Typically, these projects are funded with contributions to the CIP from the operating funds.

**Parks, Recreation & Leisure:** This type of project includes all costs associated with land acquisition, park development, facilities construction and renovation of gymnasiums, museums, recreation centers, marinas, tennis courts, fields and other facilities and infrastructure that are associated with recreational and leisure activities. These projects are primarily financed by the SPLOST, but also receive funding from the General Fund, grants and private contributions.

**Public Safety / Criminal Justice:** All projects related to the delivery of Courts, Police, Fire, Sheriff, Marshal, Emergency Medical and Correction services are recorded in this section. These projects are typically funded by the General Fund but may be financed through debt and other sources.

**Drainage:** The projects classified as drainage are primarily concerned with storm water control, flood prevention, erosion control and soil conservation, sewer construction and renovation, open ditch and stream bank stabilization; and detention/retention pond improvements.

**Transportation:** Projects may be land and right-of-way acquisition, traffic signalization, roads, sidewalks, and path or trail construction. Road

projects are primarily funded through contributions from the Paving Fund; however, other financing sources may include SPLOST or bond issues.

**Environmental:** This category primarily encompasses projects associated with the landfills. Other projects may include urban reforestation, streetscapes and gateway projects. Detailed information of the financing, expenditures, and project description for the various projects is located in the *FY20 Capital Improvement Program Budget Book*.

### **CIP impacts on the Operating Budget**

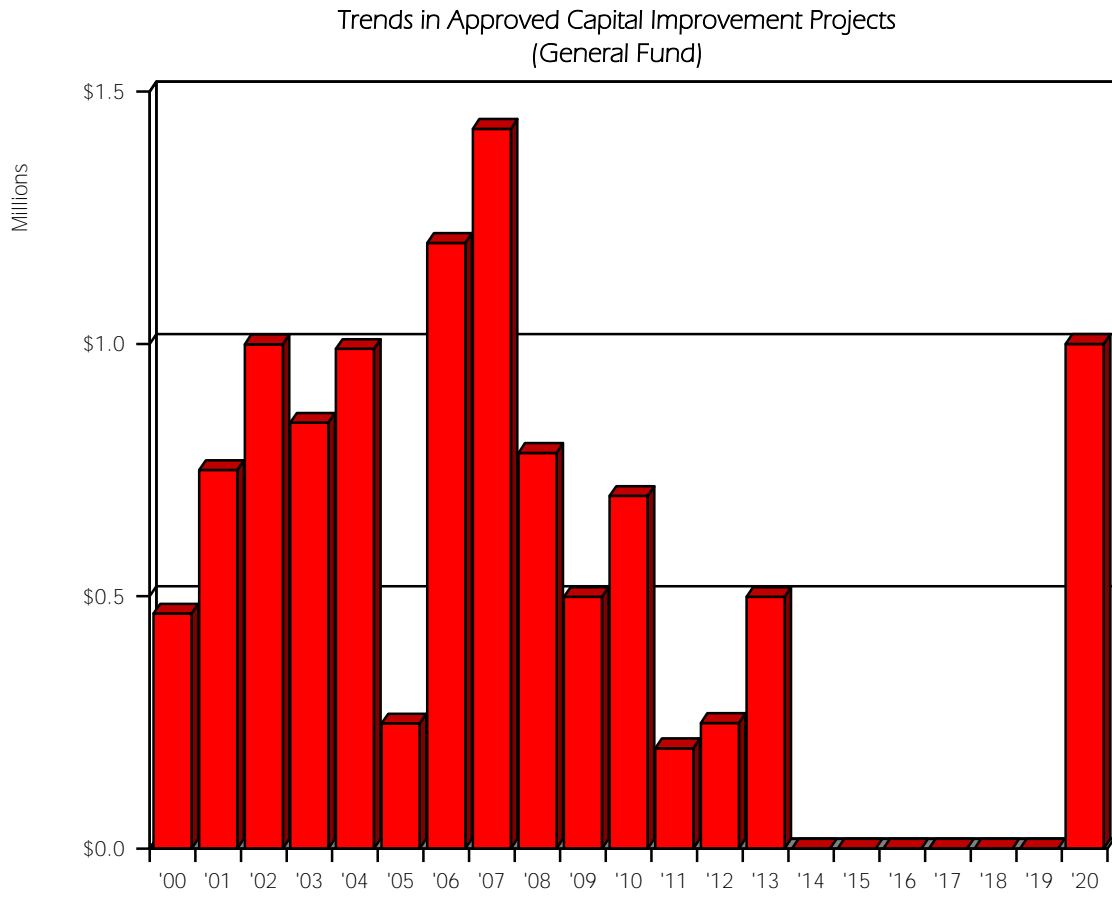
Due to the lack of funding over the past few years, we have been unable to meet the demand financially for many worthy projects. Prioritizing has been essential to stretch an already tight dollar as far as possible. This will have implications on future budgets. Currently, funding for our projects is primarily from sources other than operating budgets, so there is minimal impact on the operating budget for this year.

The alternative funding sources are providing funding to many repair and maintenance and infrastructure projects. These projects will reduce the cost of maintenance and repairs to aging infrastructure within the City.

Long term, we are going to see some reduction in operating costs to the City. We are unable to determine at this time if this will be offset by projects, we are unable to fund. Although, it is believed future savings will be greater than project costs. Any reduction will allow additional funding to be allocated to other operating costs or projects within the City.

For FY20, the overall budget for Capital Improvements was held to a minimum, continuing the trend of deferred capital investment begun in FY14. As shown below, for FY20, CIP appropriated funds included \$1,000,000 in the General Fund.

# FINANCIAL SUMMARIES / OPERATING FUNDS: EXPENDITURES



**FY20 SUMMARY OF REVENUES, EXPENDITURES AND CHANGES IN FUND BALANCE**

| <b>OPERATING FUNDS</b>  | <b>General Fund</b>    | <b>Stormwater Fund</b> | <b>Paving Fund</b> | <b>Medical Center Fund</b> | <b>Integrated Waste Fund*</b> | <b>Emergency Telephone Fund</b> | <b>Economic Development Fund</b> | <b>Debt Service Fund</b> |
|---|------------------------|------------------------|--------------------|----------------------------|-------------------------------|---------------------------------|----------------------------------|--------------------------|
| <b>Fund Numbers</b>   | <b>0101, 0102 0109</b> | <b>0202</b>            | <b>0203</b>        | <b>0204</b>                | <b>0207</b>                   | <b>0209</b>                     | <b>0230</b>                      | <b>0405</b>              |
| <b>Beginning Fund Balance as of 7/01/19 (undesignated, unreserved, &amp; unaudited)</b> | \$ 45,543,726          | \$ 3,819,981           | \$ 5,153,325       | \$ (199,131)               | \$ 14,181,207                 | \$ -                            | \$ 2,214,286                     | \$ 6,695,764             |
| <b>REVENUES</b>   |                        |                        |                    |                            |                               |                                 |                                  |                          |
| General Property Taxes  | 40,804,004             | 5,722,210              | 16,123,470         | 14,743,646                 | -                             | -                               | 2,457,274                        | 2,530,747                |
| Franchise, Business & Other Taxes   | 46,540,000             | -                      | -                  | -                          | -                             | -                               | -                                | -                        |
| Sales & Use Taxes   | 72,805,000             | -                      | -                  | -                          | -                             | -                               | -                                | -                        |
| Business Licenses & Permits   | 2,585,000              | -                      | -                  | -                          | -                             | -                               | -                                | -                        |
| Fines & Forfeitures   | 4,555,000              | -                      | -                  | -                          | -                             | -                               | -                                | -                        |
| Charges for Service   | 17,939,997             | 88,000                 | 358,895            | -                          | 13,110,000                    | 3,020,000                       | -                                | -                        |
| Intergovernmental   | 480,030                | 7,000                  | 20,000             | -                          | -                             | -                               | -                                | 1,409,897                |
| Investment Income   | 250,000                | 50,000                 | 175,000            | -                          | 160,000                       | -                               | -                                | 15,000                   |
| Miscellaneous Revenues  | 712,931                | -                      | -                  | -                          | -                             | -                               | -                                | 527,792                  |
| Transfers-in  | 1,000,000              | -                      | -                  | 600,000                    | -                             | 939,990                         | -                                | 9,919,619                |
| <b>Total Revenues</b>   | <b>187,671,962</b>     | <b>5,867,210</b>       | <b>16,677,365</b>  | <b>15,343,646</b>          | <b>13,270,000</b>             | <b>3,959,990</b>                | <b>2,457,274</b>                 | <b>14,403,055</b>        |
| <b>Total Available Resources</b>  | <b>233,215,688</b>     | <b>9,687,191</b>       | <b>21,830,690</b>  | <b>15,144,515</b>          | <b>27,451,207</b>             | <b>3,959,990</b>                | <b>4,671,560</b>                 | <b>21,098,819</b>        |
| <b>EXPENDITURES</b>   |                        |                        |                    |                            |                               |                                 |                                  |                          |
| Management Operations   | 20,601,406             | -                      | -                  | -                          | -                             | -                               | -                                | -                        |
| Community Services  | 7,485,989              | 791,862                | 1,191,897          | 15,343,646                 | -                             | -                               | 2,628,637                        | -                        |
| Public Services   | 3,744,412              | 3,314,409              | 12,356,580         | -                          | 10,318,538                    | -                               | -                                | -                        |
| Recreation & Culture  | 11,202,565             | -                      | -                  | -                          | 84,841                        | -                               | -                                | -                        |
| Public Safety   | 100,186,458            | -                      | -                  | -                          | -                             | 3,959,990                       | -                                | -                        |
| Criminal Justice  | 16,375,087             | -                      | -                  | -                          | -                             | -                               | -                                | -                        |
| Statutory, Boards & Commissions   | 4,347,553              | -                      | -                  | -                          | -                             | -                               | -                                | -                        |
| Capital Improvements  | -                      | 1,397,098              | 1,777,033          | -                          | 300,000                       | -                               | -                                | -                        |
| Other Non-Departmental  | 24,235,759             | 363,841                | 1,351,855          | -                          | 2,566,621                     | -                               | -                                | -                        |
| Debt Service  | -                      | -                      | -                  | -                          | -                             | -                               | -                                | 14,403,055               |
| Mass Transit  | 181,316                | -                      | -                  | -                          | -                             | -                               | -                                | -                        |
| <b>Total Expenditures</b>   | <b>188,360,545</b>     | <b>5,867,210</b>       | <b>16,677,365</b>  | <b>15,343,646</b>          | <b>13,270,000</b>             | <b>3,959,990</b>                | <b>2,628,637</b>                 | <b>14,403,055</b>        |
| Transfer to Other Funds**   | -                      | -                      | -                  | -                          | -                             | -                               | -                                | -                        |
| <b>TOTAL</b>  | <b>188,360,545</b>     | <b>5,867,210</b>       | <b>16,677,365</b>  | <b>15,343,646</b>          | <b>13,270,000</b>             | <b>3,959,990</b>                | <b>2,628,637</b>                 | <b>14,403,055</b>        |
| Projected Ending Fund Balance: 6/30/19  | 44,855,143             | 3,819,981              | 5,153,325          | (199,131)                  | 14,181,207                    | -                               | 2,042,923                        | 6,695,764                |
| <b>Change in total Fund Balance projected for FY20</b>                                  | <b>\$ 688,583</b>      | <b>\$ -</b>            | <b>\$ -</b>        | <b>\$ (0)</b>              | <b>\$ -</b>                   | <b>\$ -</b>                     | <b>\$ 171,363</b>                | <b>\$ -</b>              |

NOTE: General Fund Balance includes LOST Fund Balance of \$25,286,817.60

\*Proprietary (Enterprise) funds - fund equity

\*\*Excluding transfers to the CIP Fund included in the Capital Improvements line.

**FY20 SUMMARY OF REVENUES, EXPENDITURES AND CHANGES IN FUND BALANCE**

| <b>OPERATING FUNDS</b>  | <b>Transportation Fund*</b> | <b>Parking Management Fund*</b> | <b>Trade Center Fund*</b> | <b>Bull Creek Golf Fund*</b> | <b>Oxbow Creek Golf Fund*</b> | <b>Civic Center Fund*</b> | <b>Total Operating Funds</b> |
|---|-----------------------------|---------------------------------|---------------------------|------------------------------|-------------------------------|---------------------------|------------------------------|
| <b>Fund Numbers</b>   | <b>0751</b>                 | <b>0752</b>                     | <b>0753</b>               | <b>0755</b>                  | <b>0756</b>                   | <b>0757</b>               |                              |
| <b>Beginning Fund Balance as of 7/01/19 (undesignated, unreserved, &amp; unaudited)</b> | \$ (7,109,486)              | \$ -                            | \$ (2,760,212)            | \$ (3,009,681)               | \$ (314,678)                  | \$ (18,846,140)           | \$ 45,368,963                |
| <b>REVENUES</b>   |                             |                                 |                           |                              |                               |                           |                              |
| General Property Taxes  | 4,062,801                   | -                               | -                         | -                            | -                             | -                         | 86,444,152                   |
| Franchise, Business & Other Taxes   | -                           | -                               | -                         | -                            | -                             | -                         | 46,540,000                   |
| Sales & Use Taxes   | -                           | -                               | 680,000                   | -                            | -                             | -                         | 73,485,000                   |
| Business Licenses & Permits   | -                           | -                               | -                         | -                            | -                             | -                         | 2,585,000                    |
| Fines & Forfeitures   | -                           | -                               | -                         | -                            | -                             | -                         | 4,555,000                    |
| Charges for Service   | 1,091,000                   | -                               | 1,169,743                 | 1,070,500                    | 231,000                       | 3,892,650                 | 41,971,785                   |
| Intergovernmental   | 6,898,684                   | -                               | -                         | -                            | -                             | -                         | 8,815,611                    |
| Investment Income   | 30,000                      | -                               | 50,000                    | -                            | -                             | -                         | 730,000                      |
| Miscellaneous Revenues  | -                           | -                               | 711,300                   | 86,500                       | -                             | 1,147,000                 | 3,185,523                    |
| Transfers-in  | -                           | -                               | 650,000                   | 50,000                       | 150,000                       | 1,300,000                 | 14,609,609                   |
| <b>Total Revenues</b>   | <b>12,082,485</b>           | <b>-</b>                        | <b>3,261,043</b>          | <b>1,207,000</b>             | <b>381,000</b>                | <b>6,339,650</b>          | <b>282,921,680</b>           |
| <b>Total Available Resources</b>  | <b>4,972,999</b>            | <b>-</b>                        | <b>500,831</b>            | <b>(1,802,681)</b>           | <b>66,322</b>                 | <b>(12,506,490)</b>       | <b>328,290,643</b>           |
| <b>EXPENDITURES</b>   |                             |                                 |                           |                              |                               |                           |                              |
| Management Operations   | -                           | -                               | -                         | -                            | -                             | -                         | 20,601,406                   |
| Community Services  | -                           | -                               | -                         | -                            | -                             | -                         | 27,442,031                   |
| Public Services   | 15,000                      | -                               | -                         | -                            | -                             | 125,000                   | 29,873,939                   |
| Recreation & Culture  | -                           | -                               | 2,815,808                 | 1,147,484                    | 355,842                       | 6,009,697                 | 21,616,237                   |
| Public Safety   | -                           | -                               | -                         | -                            | -                             | -                         | 104,146,448                  |
| Criminal Justice  | -                           | -                               | -                         | -                            | -                             | -                         | 16,375,087                   |
| Statutory, Boards & Commissions   | -                           | -                               | -                         | -                            | -                             | -                         | 4,347,553                    |
| Capital Improvements  | -                           | -                               | -                         | -                            | -                             | -                         | 3,474,131                    |
| Other Non-Departmental  | 413,130                     | -                               | 150,106                   | 59,516                       | 25,158                        | 204,953                   | 29,370,939                   |
| Debt Service  | -                           | -                               | 295,129                   | -                            | -                             | -                         | 14,698,184                   |
| Mass Transit  | 11,654,355                  | -                               | -                         | -                            | -                             | -                         | 11,835,671                   |
| <b>Total Expenditures</b>   | <b>12,082,485</b>           | <b>-</b>                        | <b>3,261,043</b>          | <b>1,207,000</b>             | <b>381,000</b>                | <b>6,339,650</b>          | <b>283,781,626</b>           |
| Transfer to Other Funds**   | -                           | -                               | -                         | -                            | -                             | -                         | -                            |
| <b>TOTAL</b>  | <b>12,082,485</b>           | <b>-</b>                        | <b>3,261,043</b>          | <b>1,207,000</b>             | <b>381,000</b>                | <b>6,339,650</b>          | <b>283,781,626</b>           |
| Projected Ending Fund Balance: 6/30/18  | (7,109,486)                 | -                               | (2,760,212)               | (3,009,681)                  | (314,678)                     | (18,846,140)              | 44,509,017                   |
| <b>Change in total Fund Balance projected for FY20</b>                                  | <b>\$ -</b>                 | <b>\$ -</b>                     | <b>\$ -</b>               | <b>\$ -</b>                  | <b>\$ -</b>                   | <b>\$ -</b>               | <b>\$ 859,946</b>            |

NOTE: General Fund Balance includes LOST Fund Balance of \$25,286,817.60

\*Proprietary (Enterprise) funds - fund equity

\*\*Excluding transfers to the CIP Fund included in the Capital Improvements line.

**OVERVIEW / GENERAL FUND 0101**

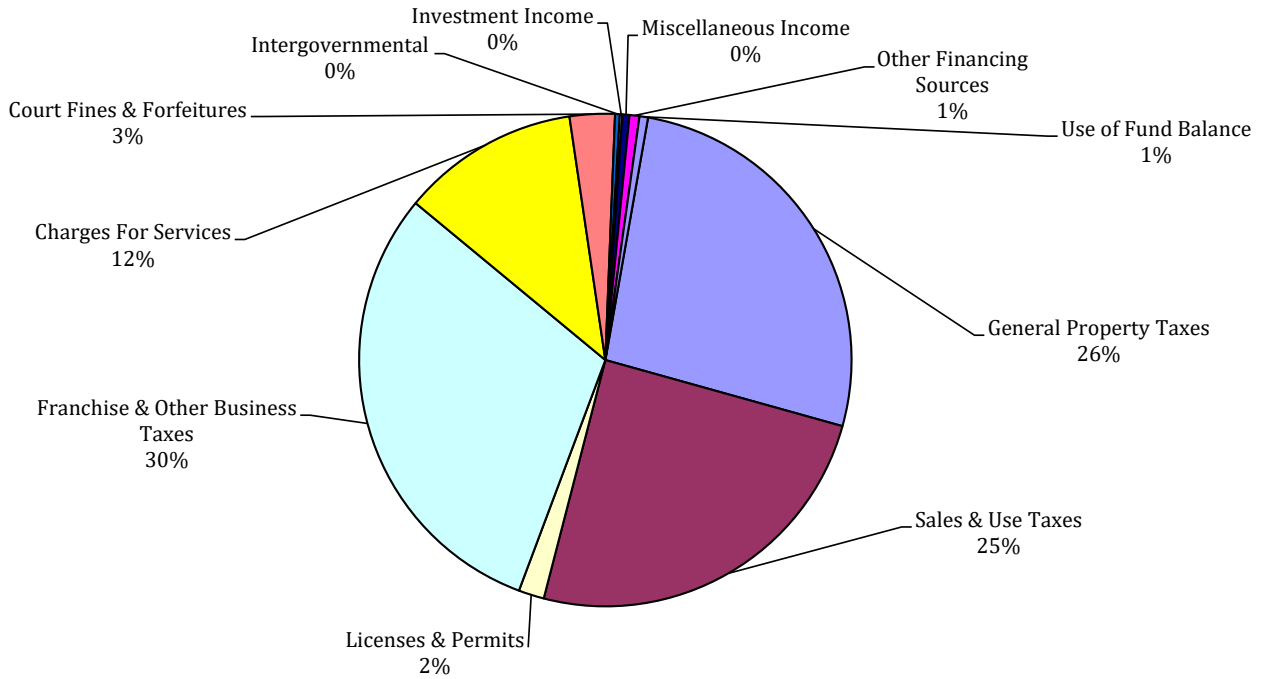
**General Fund**

**\$**

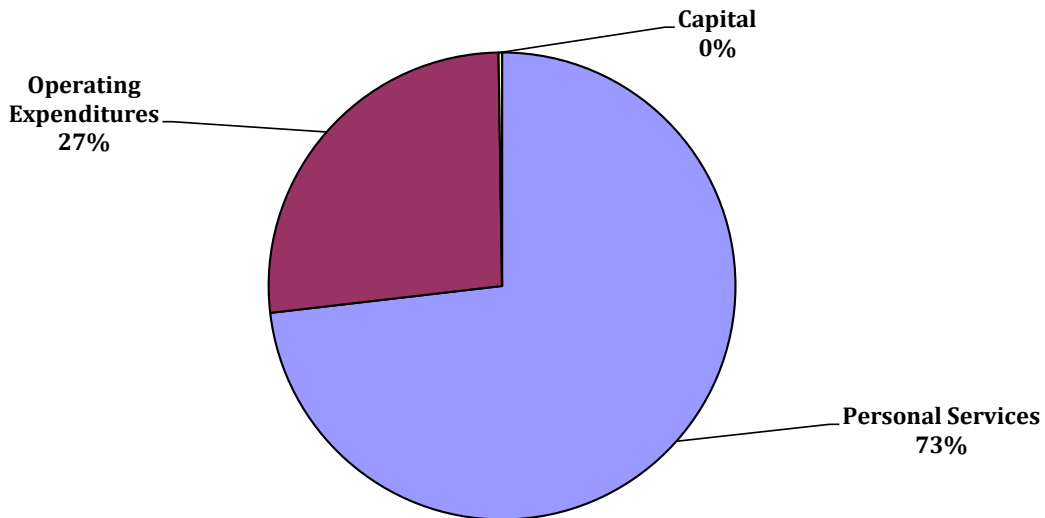
**153,683,864**

The General Fund accounts for all financial resources and expenditures that are not accounted for in specific purpose funds. It is the major operating fund of the government. The expenditures incurred are for current day-to-day expenses, operating equipment, and special appropriations

**Budget by Revenue Source**



**Budget by Expense Category**



**SCHEDULE OF REVENUES / GENERAL FUND 0101**

|   | <b>FY17<br/>Actual</b>                  | <b>FY18<br/>Actual</b> | <b>FY19<br/>Actual*</b> | <b>FY20<br/>Adopted</b> | <b>%<br/>Change</b>  |                |
|---|---|------------------------|-------------------------|-------------------------|----------------------|----------------|
| <b>General Property Taxes</b>           |   |                        |                         |                         |                      |                |
| 4001                                    | Real Property                           | 29,083,745             | 30,383,387              | 30,546,327              | 36,646,455           | 19.97%         |
| 4002                                    | Public Utility                          | 33,822                 | -                       | -                       | -                    | N/A            |
| 4003                                    | Timber                                  | 1,167                  | 299                     | -                       | -                    | N/A            |
| 4005                                    | Personal Property                       | 5,071,259              | 5,277,209               | 5,287,764               | -                    | -100.00%       |
| 4006                                    | Motor Vehicle                           | 3,212,995              | 3,374,576               | 3,216,863               | 2,950,549            | -8.28%         |
| 4007                                    | Mobile Homes                            | 31,770                 | 34,895                  | 31,296                  | -                    | -100.00%       |
| 4009                                    | Ad Valorem Title Tax                    | -                      | -                       | 320,253                 | -                    | -100.00%       |
| 4010                                    | Alternative Ad Valorem Tax              | 86,861                 | 73,094                  | 70,551                  | -                    | -100.00%       |
| 4012                                    | Not on Digest                           | 8,789                  | -                       | (6,673)                 | -                    | -100.00%       |
| 4015                                    | Recording Intangibles                   | 632,781                | 630,010                 | 658,386                 | 625,000              | -5.07%         |
| 4016                                    | Railroad Equip Taxes                    | -                      | 54,648                  | 69,565                  | -                    | -100.00%       |
|   | <b>Subtotal</b>                         | <b>\$ 38,163,189</b>   | <b>\$ 39,828,118</b>    | <b>\$ 40,194,331</b>    | <b>\$ 40,222,004</b> | <b>0.07%</b>   |
| <b>Penalties &amp; Interest</b>         |   |                        |                         |                         |                      |                |
| 4150                                    | Ad Valorem                              | 57,078                 | 616,920                 | 553,852                 | 500,000              | -9.72%         |
| 4151                                    | Auto                                    | 47,474                 | 44,397                  | 36,948                  | 50,000               | 35.33%         |
| 4153                                    | Breach of Covenant                      | -                      | -                       | -                       | -                    | N/A            |
| 4154                                    | FIFAs                                   | 21,097                 | 51,827                  | 78,142                  | 32,000               | -59.05%        |
|   | <b>Subtotal</b>                         | <b>\$ 125,649</b>      | <b>\$ 713,144</b>       | <b>\$ 668,941</b>       | <b>\$ 582,000</b>    | <b>-13.00%</b> |
|   | <b>Total General Property Taxes</b>     | <b>\$ 38,288,838</b>   | <b>\$ 40,541,262</b>    | <b>\$ 40,863,273</b>    | <b>\$ 40,804,004</b> | <b>-0.15%</b>  |
| <b>Franchise (Public Utility Taxes)</b> |   |                        |                         |                         |                      |                |
| 4020                                    | Georgia Power                           | 10,049,558             | 9,437,722               | 9,920,980               | 9,500,000            | -4.24%         |
| 4021                                    | Liberty Utilities/Atmos                 | 1,790,150              | 1,905,043               | 1,924,391               | 1,800,000            | -6.46%         |
| 4022                                    | BellSouth                               | 329,191                | 267,008                 | 246,344                 | 250,000              | 1.48%          |
| 4023                                    | Charter Communications                  | 462,759                | 459,882                 | 454,421                 | 460,000              | 1.23%          |
| 4024                                    | TCL/Mediacom                            | 781,210                | 758,017                 | 789,678                 | 740,000              | -6.29%         |
| 4025                                    | Knology/WOW                             | 1,026,247              | 927,882                 | 840,463                 | 1,000,000            | 18.98%         |
| 4026                                    | Diverse Power/Troup                     | 208,331                | 207,769                 | 231,468                 | 205,000              | -11.43%        |
| 4027                                    | Flint Electric                          | 108,515                | 128,689                 | 145,045                 | 135,000              | -6.93%         |
| 4028                                    | Water Works - 6% Sales                  | 3,694,864              | 3,557,703               | 3,669,519               | 3,650,000            | -0.53%         |
| 4029                                    | AT&T Comm Rights                        | 90,892                 | 12,190                  | 6,226                   | 20,000               | 221.22%        |
| 4030                                    | Public Svc Telephone                    | 114                    | 108                     | 95                      | -                    | -100.00%       |
| 4031                                    | ACN Communication Services- Inc         | -                      | -                       | -                       | -                    | N/A            |
| 4032                                    | Telephone Franchise Tax                 | 204,544                | 22,401                  | 29,744                  | 15,000               | -49.57%        |
| 4114                                    | American Communication                  | 18,395                 | 12,030                  | 10,631                  | 15,000               | 41.10%         |
|   | <b>Subtotal</b>                         | <b>\$ 18,764,770</b>   | <b>\$ 17,696,444</b>    | <b>\$ 18,269,004</b>    | <b>\$ 17,790,000</b> | <b>-2.62%</b>  |
|   | <b>Total Franchise Taxes</b>            | <b>\$ 18,764,770</b>   | <b>\$ 17,696,444</b>    | <b>\$ 18,269,004</b>    | <b>\$ 17,790,000</b> | <b>-2.62%</b>  |
| <b>Business Taxes</b>                   |   |                        |                         |                         |                      |                |
| 4100                                    | Occupational Tax                        | 16,480,094             | 14,940,806              | 15,080,345              | 14,900,000           | -1.20%         |
| 4110                                    | Insurance Premium Tax                   | 11,892,701             | 12,663,806              | 13,659,169              | 13,600,000           | -0.43%         |
|   | <b>Subtotal</b>                         | <b>\$ 28,372,795</b>   | <b>\$ 27,604,612</b>    | <b>\$ 28,739,514</b>    | <b>\$ 28,500,000</b> | <b>-0.83%</b>  |
| <b>Other Taxes</b>                      |   |                        |                         |                         |                      |                |
| 4140                                    | Other Taxes                             | 71,603                 | 432,447                 | 434,437                 | 250,000              | -42.45%        |
|   | <b>Subtotal</b>                         | <b>\$ 71,603</b>       | <b>\$ 432,447</b>       | <b>\$ 434,437</b>       | <b>\$ 250,000</b>    | <b>-42.45%</b> |
|   | <b>Total Business &amp; Other Taxes</b> | <b>\$ 28,444,398</b>   | <b>\$ 28,037,059</b>    | <b>\$ 29,173,951</b>    | <b>\$ 28,750,000</b> | <b>-1.45%</b>  |



**SCHEDULE OF REVENUES / GENERAL FUND 0101**

|  | FY17<br>Actual       | FY18<br>Actual       | FY19<br>Actual*      | FY20<br>Adopted      | %<br>Change    |
|--|----------------------|----------------------|----------------------|----------------------|----------------|
| <b>General Sales &amp; Use Taxes</b>       |                      |                      |                      |                      |                |
| 4040 Local Option Sales Tax                | 33,230,736           | 34,609,962           | 36,498,193           | 34,800,000           | -4.65%         |
| <b>Subtotal</b>                            | <b>\$ 33,230,736</b> | <b>\$ 34,609,962</b> | <b>\$ 36,498,193</b> | <b>\$ 34,800,000</b> | <b>-4.65%</b>  |
| <b>Selective Sales &amp; Use Taxes</b>     |                      |                      |                      |                      |                |
| 4052 Beer Tax                              | 1,666,693            | 1,594,281            | 1,575,779            | 1,600,000            | 1.54%          |
| 4053 Wine Tax                              | 359,457              | 369,141              | 365,921              | 350,000              | -4.35%         |
| 4054 Liquor Tax                            | 375,345              | 371,282              | 393,770              | 370,000              | -6.04%         |
| 4058 Auto Rental Tax                       | 467,850              | 461,811              | 462,944              | 460,000              | -0.64%         |
| 4059 3% Alcohol Excise Tax                 | 374,942              | 404,157              | 470,209              | 380,000              | -19.18%        |
| 4117 Firework Excise Tax                   | -                    | 271                  | 1,494                | -                    | -100.00%       |
| <b>Subtotal</b>                            | <b>\$ 3,244,287</b>  | <b>\$ 3,200,943</b>  | <b>3,270,116</b>     | <b>\$ 3,160,000</b>  | <b>-3.37%</b>  |
| <b>Total Sales &amp; Use Taxes</b>         | <b>\$ 36,475,023</b> | <b>\$ 37,810,905</b> | <b>\$ 39,768,310</b> | <b>\$ 37,960,000</b> | <b>-4.55%</b>  |
| <b>Licenses &amp; Permits</b>              |                      |                      |                      |                      |                |
| <b>Business Licenses Regulatory Fees</b>   |                      |                      |                      |                      |                |
| 4200 Beer License                          | 112,900              | 111,400              | 109,295              | 110,000              | 0.65%          |
| 4201 Wine License                          | 53,900               | 53,920               | 53,433               | 50,000               | -6.42%         |
| 4202 Liquor License                        | 618,502              | 621,555              | 612,364              | 600,000              | -2.02%         |
| 4204 Alcohol Application I.D. Card Permits | 36,730               | 32,195               | 38,420               | 35,000               | -8.90%         |
| 4210 Insurance License                     | 104,973              | 90,878               | 110,694              | 90,000               | -18.69%        |
| <b>Subtotal</b>                            | <b>\$ 927,005</b>    | <b>\$ 909,948</b>    | <b>\$ 924,206</b>    | <b>\$ 885,000</b>    | <b>-4.24%</b>  |
| <b>Non-Business Licenses &amp; Permits</b> |                      |                      |                      |                      |                |
| 4250 Animal Permits                        | 146,840              | 138,292              | 127,710              | 140,000              | 9.62%          |
| 4253 Zoning Petition Permits               | 1,938                | 120                  | 50                   | -                    | -100.00%       |
| 4255 Judge Of Probate - Licenses           | 147,517              | 141,806              | 87,208               | 140,000              | 60.54%         |
| <b>Subtotal</b>                            | <b>\$ 296,295</b>    | <b>\$ 280,218</b>    | <b>214,968</b>       | <b>\$ 280,000</b>    | <b>30.25%</b>  |
| <b>Other Licenses &amp; Permits</b>        |                      |                      |                      |                      |                |
| 4251 Building Permits                      | \$ 1,017,738         | \$ 1,695,238         | 1,300,000            | 1,200,000            | -7.69%         |
| 4252 Certificates Of Occupancy             | 41,760               | 45,444               | 57,825               | 55,000               | -4.89%         |
| 4254 PTV Permits                           | -                    | -                    | 45                   | -                    | -100.00%       |
| 4256 Burial Permits                        | 61,215               | 71,160               | 74,680               | 50,000               | -33.05%        |
| 4257 Mobile Home Permits                   | 4,739                | 5,075                | 4,295                | 5,000                | 16.41%         |
| 4259 HazMat Permits                        | 16,950               | 13,400               | 16,250               | 10,000               | -38.46%        |
| <b>Subtotal</b>                            | <b>\$ 1,142,402</b>  | <b>\$ 1,830,317</b>  | <b>1,453,095</b>     | <b>\$ 1,320,000</b>  | <b>-9.16%</b>  |
| <b>Penalties &amp; Interest</b>            |                      |                      |                      |                      |                |
| 4271 Penalties-Tag Fees                    | 114,785              | 137,492              | 127,119              | 100,000              | -21.33%        |
| <b>Subtotal</b>                            | <b>\$ 114,785</b>    | <b>\$ 137,492</b>    | <b>\$ 127,119</b>    | <b>\$ 100,000</b>    | <b>-21.33%</b> |
| <b>Total Licenses &amp; Permits</b>        | <b>\$ 2,480,487</b>  | <b>\$ 3,157,975</b>  | <b>\$ 2,719,388</b>  | <b>\$ 2,585,000</b>  | <b>-4.94%</b>  |
| <b>Charges for Services</b>                |                      |                      |                      |                      |                |
| 4450 Auto Tag Fees                         | 194,653              | 200,240              | 183,110              | 180,000              | -1.70%         |
| 4452 Auto Tag Postage Fees                 | 55,494               | 62,810               | 63,918               | 50,000               | -21.78%        |
| 4455 Damage to City Property               | 3,372                | 3,001                | 235                  | -                    | -100.00%       |
| 4456 Lot Cleaning Fees                     | -                    | -                    | -                    | -                    | N/A            |
| 4459 Data Services                         | 1,777                | 1,665                | 1,371                | -                    | -100.00%       |
| 4465 Insurance Fees                        | 65,275               | 74,250               | 68,325               | 60,000               | -12.18%        |
| 4568 Parking Fees                          | -                    | -                    | 40                   | -                    | -              |
| 4501 Police False Alarm Fees               | 4,850                | 5,650                | 4,525                | 4,500                | -0.55%         |
| 4502 Fire False Alarm Fees                 | 10,250               | 20,850               | 6,150                | 10,000               | 62.60%         |

**SCHEDULE OF REVENUES / GENERAL FUND 0101**

|                            |                                | FY17<br>Actual      |  | FY18<br>Actual      |  | FY19<br>Actual*     |  | FY20<br>Adopted     |  | %               |
|----------------------------|--------------------------------|---------------------|--|---------------------|--|---------------------|--|---------------------|--|-----------------|
|                            |                                |                     |  |                     |  |                     |  |                     |  | Change          |
| 4505                       | Hazmat Cleanup Fees            | -                   |  | 4,099               |  | 359                 |  | -                   |  | -100.00%        |
| 4506                       | EMS Collections                | 2,602,082           |  | 2,715,886           |  | 4,115,400           |  | 2,400,000           |  | -41.68%         |
| 4512                       | Jail Fees                      | 30,405              |  | 144,210             |  | 67,860              |  | 10,000              |  | -85.26%         |
| 4513                       | Alarm Registration             | 960                 |  | 1,890               |  | 1,500               |  | 1,500               |  | 0.00%           |
| 4515                       | MCP Inmates - Subsidy          | 3,822,000           |  | 3,796,440           |  | 3,737,040           |  | 3,750,000           |  | 0.35%           |
| 4516                       | MCP Inmates - Releases         | 15,749              |  | 20,470              |  | 30,863              |  | 15,000              |  | -51.40%         |
| 4517                       | Jail Medical Reimburse         | 6,194               |  | 8,359               |  | 3,798               |  | -                   |  | -100.00%        |
| 4610                       | Bad Check Fees                 | 3,248               |  | 812                 |  | 773                 |  | 2,000               |  | 158.90%         |
| 4611                       | Credit Card Service Fees       | 3,299               |  | 2,973               |  | 3,352               |  | 3,000               |  | -10.50%         |
| 4620                       | Fuel Surcharge                 | 37,598              |  | 51,834              |  | 42,722              |  | 40,000              |  | -6.37%          |
|                            | <b>Subtotal</b>                | <b>\$ 6,857,206</b> |  | <b>\$ 7,115,439</b> |  | <b>8,331,339</b>    |  | <b>\$ 6,526,000</b> |  | <b>-21.67%</b>  |
| <b>Cost Allocation</b>     |                                |                     |  |                     |  |                     |  |                     |  |                 |
| 4461                       | Cost Allocation Service Fees   | 2,929,845           |  | 2,978,811           |  | 2,819,470           |  | 2,844,097           |  | 0.87%           |
|                            | <b>Subtotal</b>                | <b>\$ 2,929,845</b> |  | <b>\$ 2,978,811</b> |  | <b>\$ 2,819,470</b> |  | <b>\$ 2,844,097</b> |  | <b>0.87%</b>    |
| <b>Court Fees</b>          |                                |                     |  |                     |  |                     |  |                     |  |                 |
| 4430                       | Municipal Court - Court Fees   | 3,724               |  | 4,112               |  | 4,222               |  | 2,500               |  | -40.79%         |
| 4431                       | Recorders Court - Court Fees   | 25                  |  | 1,330               |  | 1,945               |  | -                   |  | -100.00%        |
| 4432                       | Magistrate Court-Court Fees    | 126,028             |  | 143,235             |  | 153,437             |  | 130,000             |  | -15.27%         |
| 4433                       | Superior Court - Court Fees    | 265,474             |  | 283,659             |  | 322,200             |  | 260,000             |  | -19.30%         |
| 4434                       | Superior Ct - Misc. Fees       | 49,602              |  | 60,517              |  | 59,043              |  | 45,000              |  | -23.78%         |
| 4435                       | Probate Ct - Misc. Fees        | 66,730              |  | 65,590              |  | 126,983             |  | 70,000              |  | -44.87%         |
| 4436                       | Probate Court - Estates        | 195,581             |  | 190,063             |  | 199,859             |  | 190,000             |  | -4.93%          |
| 4438                       | Recorders Ct - Admin Fees      | 102,330             |  | 105,810             |  | 133,910             |  | 100,000             |  | -25.32%         |
| 4439                       | Juvenile Court - Court Fees    | -                   |  | -                   |  | 82                  |  | -                   |  | -100.00%        |
| 4443                       | Public Defenders Recovery      | 750                 |  | 300                 |  | 300                 |  | -                   |  | -100.00%        |
| 4448                       | Recordings                     | 361,762             |  | 313,523             |  | 349,013             |  | 325,000             |  | -6.88%          |
| 4449                       | Real Estate Transfer Fees      | 538,483             |  | 622,397             |  | 853,440             |  | 600,000             |  | -29.70%         |
| 4467                       | Juv Drug Crt Non Comp          | 1,234               |  | 3,384               |  | 329                 |  | 2,000               |  | 507.90%         |
| 4471                       | Verification Fees              | 6,435               |  | 6,985               |  | 7,920               |  | 7,000               |  | -11.62%         |
| 4473                       | Subdivision Plat Fees          | 19,378              |  | 14,924              |  | 22,042              |  | 15,000              |  | -31.95%         |
| 4474                       | Zoning Fees                    | 34,250              |  | 33,100              |  | 34,700              |  | 30,000              |  | -13.54%         |
| 4477                       | Boarding Fees                  | -                   |  | -                   |  | 2,926               |  | -                   |  |                 |
| 4478                       | Witness Assistance             |                     |  | 75,000              |  | 75,000              |  | 75,000              |  | 0.00%           |
| 4483                       | Juvenile Ct - Traffic Fines    | 8,338               |  | 23,080              |  | 23,902              |  | -                   |  | -100.00%        |
| 4493                       | Drug Court Lab Fees            | 24,000              |  | 19,472              |  | 20,984              |  | 12,000              |  | -42.81%         |
| 4494                       | Adult Drug Court Admin Fee     | 8,278               |  | 4,186               |  | 20,736              |  | -                   |  | -100.00%        |
| 4498                       | Probate Court - Passport Fee   | -                   |  | -                   |  | 12,845              |  | 5,000               |  | -61.07%         |
| 4496                       | Indigent Defense Fee           | 9,407               |  | 13,852              |  | 14,310              |  | 10,000              |  | -30.12%         |
| 4497                       | BHAR Review Fees               | 3,585               |  | 2,190               |  | 1,400               |  | 2,000               |  | 42.86%          |
| 4537                       | Juvenile Ct - Supervisory Fees | 14,280              |  | 10,124              |  | 12,929              |  | 15,000              |  | 16.02%          |
|                            | <b>Subtotal</b>                | <b>\$ 1,839,674</b> |  | <b>\$ 1,996,833</b> |  | <b>\$ 2,454,456</b> |  | <b>\$ 1,895,500</b> |  | <b>-22.77%</b>  |
| <b>Special Assessments</b> |                                |                     |  |                     |  |                     |  |                     |  |                 |
| 4595                       | Street Assess & Demo Interest  | \$ 22,102           |  | \$ 4,003            |  | 63,015              |  | -                   |  | -100.00%        |
|                            | <b>Subtotal</b>                | <b>\$ 22,102</b>    |  | <b>\$ 4,003</b>     |  | <b>\$ 63,015</b>    |  | <b>\$ -</b>         |  | <b>-100.00%</b> |
| <b>Commissions</b>         |                                |                     |  |                     |  |                     |  |                     |  |                 |
| 4815                       | Pay Phone - Jail               | 197,010             |  | 291,892             |  | 371,747             |  | 250,000             |  | -32.75%         |
| 4816                       | Pay Phone - MCP                | 238,494             |  | 226,375             |  | 225,413             |  | 175,000             |  | -22.36%         |
|                            | <b>Subtotal</b>                | <b>\$ 435,504</b>   |  | <b>\$ 518,267</b>   |  | <b>\$ 597,160</b>   |  | <b>\$ 425,000</b>   |  | <b>-28.83%</b>  |

**SCHEDULE OF REVENUES / GENERAL FUND 0101**

|                                 |                             | <b>FY17</b>         | <b>FY18</b>         | <b>FY19</b>         | <b>FY20</b>         | <b>%</b>       |
|---------------------------------|-----------------------------|---------------------|---------------------|---------------------|---------------------|----------------|
|                                 |                             | <b>Actual</b>       | <b>Actual</b>       | <b>Actual*</b>      | <b>Adopted</b>      | <b>Change</b>  |
| <b>Other Fees - Commissions</b> |                             |                     |                     |                     |                     |                |
| 4532                            | School Tax Commissions      | 2,559,202           | 2,650,163           | 2,698,199           | 2,600,000           | -3.64%         |
| 4533                            | School Tax-Auto Commissions | 236,158             | 272,499             | 261,662             | 250,000             | -4.46%         |
| 4534                            | State of GA Commissions     | (124)               | 242                 | 137                 | -                   | -100.00%       |
| 4536                            | B.I.D. Commissions          | 14,504              | 14,124              | 16,031              | 14,000              | -12.67%        |
| 4538                            | Title Ad Val Tax Comm       | 164,539             | 143,554             | 30,091              | 150,000             | 398.48%        |
|                                 | <b>Subtotal</b>             | <b>\$ 2,974,279</b> | <b>\$ 3,080,582</b> | <b>\$ 3,006,120</b> | <b>\$ 3,014,000</b> | <b>0.26%</b>   |
| <b>Other Fees</b>               |                             |                     |                     |                     |                     |                |
| 4518                            | Coroner Transports          | 430                 | 150                 | -                   | -                   | N/A            |
| 4520                            | Paramedic Program           | 36,045              | 35,009              | 18,990              | -                   | -100.00%       |
| 4530                            | Sheriff - Fees              | 866,548             | 930,441             | 1,074,299           | 900,000             | -16.22%        |
| 4531                            | Qualifying Fees             | 21,789              | 28,470              | -                   | -                   | N/A            |
| 4558                            | Recycling Fees              | 6,065               | 2,603               | 5,619               | 5,000               | -11.02%        |
| 4559                            | Sale of Recycled Materials  | 262                 | -                   | -                   | -                   | N/A            |
| 4569                            | Public Parking Fees         | -                   | -                   | 6,443               | 2,000               | -68.96%        |
| 4570                            | Spay/Neuter Vch Fees        | 3,559               | 3,945               | 7,905               | 3,500               | -55.72%        |
| 4571                            | Pound Fees                  | 62,375              | 60,404              | 79,808              | 50,000              | -37.35%        |
| 4572                            | Animal Bio Med              | 152                 | -                   | -                   | -                   | N/A            |
| 4582                            | Sale of Merchandise         | 11,416              | 12,009              | 8,537               | 10,000              | 17.14%         |
| 4591                            | Lot Cleaning/Maint Fees     | 38,016              | 34,799              | 58,673              | 80,000              | 36.35%         |
| 4594                            | Ordained Bldg Demolition    | 54,082              | -                   | 44,309              | -                   | -100.00%       |
|                                 | <b>Subtotal</b>             | <b>\$ 1,100,739</b> | <b>\$ 1,107,830</b> | <b>\$ 1,304,584</b> | <b>\$ 1,050,500</b> | <b>-19.48%</b> |
| <b>Culture &amp; Recreation</b> |                             |                     |                     |                     |                     |                |
| 4654                            | Memorial Stadium            | 6,200               | 6,250               | 3,850               | 6,000               | 55.84%         |
| 4655                            | Golden Park                 | 10,850              | 10,950              | 12,450              | 5,000               | -59.84%        |
| 4658                            | Tennis Fees                 | 160,586             | 151,963             | 150,455             | 150,000             | -0.30%         |
| 4659                            | Swimming Pools              | 54,935              | 50,406              | 44,140              | 30,000              | -32.03%        |
| 4660                            | Concessions                 | 16,517              | 14,686              | 14,835              | 18,000              | 21.33%         |
| 4661                            | Concessions- Mem Stad       | 9,988               | 7,037               | 7,045               | 5,000               | -29.02%        |
| 4664                            | Pool Concessions            | 28,754              | 26,315              | 30,376              | 30,000              | -1.24%         |
| 4665                            | Facilities Rental           | 65                  | 3,091               | -                   | -                   | N/A            |
| 4666                            | Facilities Rent Promenade   | 28,489              | 24,261              | 26,078              | 15,000              | -42.48%        |
| 4667                            | Facilities Rent-Comm Ctr    | 38,121              | 35,358              | 25,240              | 35,000              | 38.67%         |
| 4668                            | Facilities Rental -Rugby    | 400                 | 100                 | 400                 | 400                 | 0.00%          |
| 4671                            | After School Program        | 1,063,179           | 1,320,445           | 1,339,768           | 1,400,000           | 4.50%          |
| 4674                            | Youth Program Fees          | 6,185               | 8,341               | 12,070              | 8,000               | -33.72%        |
| 4675                            | Therapeutics                | 3,866               | 5,019               | 4,362               | 4,000               | -8.29%         |
| 4676                            | Cultural Arts Program Fees  | 45,610              | 38,475              | 47,912              | 40,000              | -16.51%        |
| 4677                            | Sr. Citizens Program Fees   | 6,814               | 4,773               | 4,036               | 6,000               | 48.66%         |
| 4678                            | Athletic Program Fees       | 90,708              | 89,220              | 73,885              | 80,000              | 8.28%          |
| 4680                            | South Commons -Softball     | 26,834              | 30,400              | 29,200              | 5,000               | -82.88%        |
| 4681                            | Fee Based Program Fees      | 10,421              | 5,737               | 11,013              | -                   | -100.00%       |
| 4682                            | Marina Concessions          | 93,447              | 86,103              | 104,353             | 85,000              | -18.55%        |
| 4683                            | Marina Fees                 | 37,427              | 26,047              | 23,537              | 25,000              | 6.21%          |
| 4684                            | South Commons-Concessions   | 15,728              | 10,751              | 10,177              | 10,000              | -1.74%         |
| 4685                            | Vending Machines            | 9,026               | 6,354               | 5,893               | 7,000               | 18.79%         |
| 4686                            | Aquatics Gate               | 81,904              | 85,518              | 78,487              | 80,000              | 1.93%          |
| 4687                            | Aquatics Concession         | 11,379              | 12,751              | 12,671              | 9,000               | -28.97%        |
| 4688                            | Aquatics Rentals            | 86,220              | 103,011             | 81,806              | 75,000              | -8.32%         |
| 4689                            | Aquatics Program Fees       | 13,734              | 21,732              | 33,053              | 15,000              | -54.62%        |
| 4690                            | Aquatics Merchandise        | 1,690               | 2,362               | 1,364               | 1,500               | 10.00%         |

**SCHEDULE OF REVENUES / GENERAL FUND 0101**

|                                      |  | FY17          |    | FY18       |    | FY19       |    | FY20       |  | %        |
|--------------------------------------|--|---------------|----|------------|----|------------|----|------------|--|----------|
|                                      |  | Actual        |    | Actual     |    | Actual*    |    | Adopted    |  | Change   |
| 4691                                 | Whitewater                                 | 40,196        |    | 41,744     |    | 26,123     |    | 40,000     |  | 53.12%   |
|                                      | <b>Subtotal</b>                            | \$ 1,999,273  | \$ | 2,229,200  | \$ | 2,214,579  | \$ | 2,184,900  |  | -1.34%   |
|                                      | <b>Total Charges For Services</b>          | \$ 18,158,622 | \$ | 19,030,965 | \$ | 20,790,723 | \$ | 17,939,997 |  | -13.71%  |
| <b>Court Fines &amp; Forfeitures</b> |  |               |    |            |    |            |    |            |  |          |
| 4740                                 | Recorders Court - Fines                    | 3,007,547     |    | 3,055,148  |    | 3,916,154  |    | 3,100,000  |  | -20.84%  |
| 4743                                 | Environmental Court - Fines                | 61,599        |    | 24,435     |    | 26,245     |    | 25,000     |  | -4.74%   |
| 4746                                 | Other Fines                                | 1,625         |    | -          |    | 500        |    | -          |  | -100.00% |
| 4752                                 | Parking Violations Tickets                 | -             |    | -          |    | 273,931    |    | 275,000    |  | 0.39%    |
| 4753                                 | Recorders' Ct- Muscogee                    | 125,553       |    | 119,856    |    | 141,189    |    | 135,000    |  | -4.38%   |
| 4754                                 | Superior Ct- Muscogee                      | 6,490         |    | 2,123      |    | 3,072      |    | 1,000      |  | -67.44%  |
| 4755                                 | State Court- Muscogee                      | 22,133        |    | 19,221     |    | 18,793     |    | 20,000     |  | 6.42%    |
| 4756                                 | Municipal Ct- Muscogee                     | 1,979         |    | 1,420      |    | 1,185      |    | 1,000      |  | -15.58%  |
| 4757                                 | Harris County Surcharge                    | 43,412        |    | 40,380     |    | 44,683     |    | 35,000     |  | -21.67%  |
| 4758                                 | Talbot County Surcharge                    | 8,655         |    | 8,569      |    | 9,159      |    | 7,000      |  | -23.57%  |
| 4759                                 | Marion County Surcharge                    | 5,378         |    | 9,876      |    | 6,882      |    | 6,000      |  | -12.82%  |
| 4760                                 | Chattahoochee County                       | 4,858         |    | 5,427      |    | 3,856      |    | 5,000      |  | 29.66%   |
| 4761                                 | Taylor County                              | 20,931        |    | 16,784     |    | 19,718     |    | 20,000     |  | 1.43%    |
| 4762                                 | Superior Court F&F                         | 138,274       |    | 222,863    |    | 28,365     |    | 130,000    |  | 358.31%  |
| 4763                                 | Municipal Court F&F                        | 248,567       |    | 248,890    |    | 245,908    |    | 245,000    |  | -0.37%   |
| 4764                                 | State Court F&F                            | 530,109       |    | 600,794    |    | 458,990    |    | 550,000    |  | 19.83%   |
|                                      | <b>Total Court Fines &amp; Forfeitures</b> | \$ 4,227,110  | \$ | 4,375,786  | \$ | 5,198,628  | \$ | 4,555,000  |  | -12.38%  |
| <b>Intergovernmental</b>             |  |               |    |            |    |            |    |            |  |          |
| 4314                                 | Soc Sec Admin Fee                          | 50,800        |    | 20,000     |    | 15,400     |    | 25,000     |  | 62.34%   |
| 4315                                 | Dept. of Justice                           | -             |    | 2,886      |    | -          |    | -          |  | N/A      |
| 4343                                 | GA Emergency Mgt Assist                    | 57,466        |    | 32,171     |    | 50,000     |    | 32,171     |  | -35.66%  |
| 4359                                 | Miscellaneous Revenues                     | 2,491         |    | 1,627      |    | 504        |    | -          |  | -100.00% |
| 4376                                 | Disaster Reimbursement                     | -             |    | -          |    | 8,296      |    | -          |  | -100.00% |
| 4400                                 | Payment Lieu Taxes Housing Auth            | 49,787        |    | 44,954     |    | 52,298     |    | 50,000     |  | -4.39%   |
| 4402                                 | Admin Office of Court                      | 245,049       |    | 175,000    |    | 47,846     |    | 175,000    |  | 265.75%  |
| 4414                                 | Harris County                              | 114,000       |    | 142,702    |    | 141,854    |    | 133,131    |  | -6.15%   |
| 4424                                 | Misc Intergovernmental                     | 75,737        |    | 151,987    |    | 73,089     |    | -          |  | -100.00% |
| 4426                                 | Talbot County                              | 12,220        |    | 15,735     |    | 10,668     |    | 15,728     |  | 47.44%   |
| 4427                                 | Marion County                              | 12,193        |    | 21,831     |    | 18,204     |    | 17,038     |  | -6.41%   |
| 4428                                 | Chattahoochee County                       | 5,125         |    | 36,147     |    | 143,359    |    | 11,334     |  | -92.09%  |
| 4429                                 | Taylor County                              | 15,568        |    | 38,105     |    | 21,918     |    | 20,628     |  | -5.89%   |
|                                      | <b>Total Intergovernmental</b>             | \$ 640,436    | \$ | 683,145    | \$ | 583,438    | \$ | 480,030    |  | -17.72%  |
| <b>Investment Income</b>             |  |               |    |            |    |            |    |            |  |          |
| 4772                                 | Gains/Losses on Investments                | (380,559)     |    | (351,414)  |    | 5,543      |    | -          |  | -100.00% |
| 4780                                 | Investment Interest                        | 484,143       |    | 469,144    |    | 661,821    |    | 250,000    |  | -62.23%  |
|                                      | <b>Total Investment Income</b>             | \$ 103,584    | \$ | 117,730    | \$ | 667,364    | \$ | 250,000    |  | -62.54%  |

**SCHEDULE OF REVENUES / GENERAL FUND 0101**

|   | FY17<br>Actual                           | FY18<br>Actual | FY19<br>Actual* | FY20<br>Adopted | %<br>Change |          |
|---|--|----------------|-----------------|-----------------|-------------|----------|
| <b>Miscellaneous</b>                      |  |                |                 |                 |             |          |
| <b>Rents &amp; Royalties</b>              |  |                |                 |                 |             |          |
| 4862                                      | Sale Of Salvage                          | 1,788          | 508             | 2,090           | -           | -100.00% |
| 4867                                      | Engineering Documents                    | 3,446          | 625             | 60              | 3,000       | 4900.00% |
| 4869                                      | Sale Of Police Reports                   | 178,021        | 169,247         | 206,126         | 200,000     | -2.97%   |
| 4870                                      | Sale Of Fire Reports                     | 46,443         | 46,862          | 43,975          | 50,000      | 13.70%   |
| 4871                                      | Voter Lists                              | 245            | 201             | -               | -           | N/A      |
| 4873                                      | Legacy Terrace Rental                    | 102,593        | 108,964         | 99,771          | 100,000     | 0.23%    |
| 4877                                      | Rental Of City Property                  | 13,275         | 14,328          | 9,698           | 10,000      | 3.12%    |
| 4878                                      | Rental/Lease Income                      | 140,571        | 147,622         | 325,927         | 175,000     | -46.31%  |
| 4879                                      | Plan & Develop Doc                       | 2,083          | 1,220           | 523             | 1,500       | 186.81%  |
| 4881                                      | Misc. Coroner Reports                    | 30             | 50              | 25              | -           | -100.00% |
| 4884                                      | Signage Sales - Developers               | 3,000          | 5,125           | 6,000           | 3,000       | -50.00%  |
| 4885                                      | Tax Comm. Reports                        | 5,500          | -               | -               | -           | N/A      |
| 4888                                      | Sales of Electricity - Charging Stations | 228            | 415             | 44              | -           | -100.00% |
|   | <b>Subtotal</b>                          | \$ 497,223     | \$ 495,167      | \$ 694,239      | \$ 542,500  | -21.86%  |
| <b>Other Miscellaneous Revenue</b>        |  |                |                 |                 |             |          |
| 4821                                      | DETOX/Maj Bldg Repairs                   | 18,396         | 16,527          | 16,728          | 16,000      | -4.35%   |
| 4822                                      | DETOX/Mental - Insurance                 | 640            | 670             | 670             | 800         | 19.32%   |
| 4837                                      | Miscellaneous Revenues                   | 155,484        | 196,929         | 248,225         | 100,000     | -59.71%  |
| 4840                                      | Rebates                                  | 9,275          | -               | 6,054           | -           | -100.00% |
| 4842                                      | Vendors Comp. - Sales Tax                | 2,250          | 2,280           | 2,164           | -           | -100.00% |
| 4844                                      | Refund Bldg Maint Retardation Center     | 21,693         | 23,754          | 24,000          | 23,631      | -1.54%   |
| 4848                                      | Fuel                                     | 24,399         | 26,728          | 28,182          | 25,000      | -11.29%  |
|   | <b>Subtotal</b>                          | \$ 232,137     | \$ 266,888      | \$ 326,024      | \$ 165,431  | -49.26%  |
| <b>Reimbursement for Damaged Property</b> |  |                |                 |                 |             |          |
| 4744                                      | Tree Replacement Fines                   | 700            | 200             | 1,925           | -           | -100.00% |
| 4851                                      | Damage To City Property                  | 65,061         | 144,752         | 33,859          | -           | -100.00% |
| 4852                                      | Repairs To City Vehicles                 | 439            | 138             | 558             | -           | -100.00% |
| 4853                                      | Claims/Settlements                       | 97,321         | 42,194          | 97,294          | -           | -100.00% |
| 4826                                      | Special Events                           | -              | 4,225           | 5,150           | 5,000       | -2.91%   |
|   | <b>Subtotal</b>                          | \$ 163,521     | \$ 191,509      | \$ 138,786      | \$ 5,000    | -96.40%  |
|   | <b>Total Miscellaneous</b>               | \$ 892,881     | \$ 953,564      | \$ 1,159,048    | \$ 712,931  | -38.49%  |
| <b>Contributions</b>                      |  |                |                 |                 |             |          |
| 4802                                      | Donations                                | 132,678        | 76,018          | 25,540          | -           | -100.00% |
|   | <b>Total Contributions</b>               | \$ 132,678     | \$ 76,018       | \$ 25,540       | \$ -        | -100.00% |
| <b>Other Financing Sources</b>            |  |                |                 |                 |             |          |
| <b>Sale of General Fixed Assets</b>       |  |                |                 |                 |             |          |
| 4906                                      | Property Sales                           | 817            | -               | -               | -           | N/A      |
| 4907                                      | Sale of General Fixed Assets             | 179,150        | 162,941         | 126,484         | -           | -100.00% |
|   | <b>Subtotal</b>                          | \$ 179,967     | \$ 162,941      | \$ 126,484      | \$ -        | -100.00% |

**SCHEDULE OF REVENUES / GENERAL FUND 0101**

|                                      | <b>FY17<br/>Actual</b> |           | <b>FY18<br/>Actual</b> |           | <b>FY19<br/>Actual*</b> |           | <b>FY20<br/>Adopted</b> | <b>%<br/>Change</b> |
|--------------------------------------|------------------------|-----------|------------------------|-----------|-------------------------|-----------|-------------------------|---------------------|
| <b>Interfund Transfers In</b>        |                        |           |                        |           |                         |           |                         |                     |
| 4947                                 | 500,000                |           | -                      |           | -                       |           | 1,000,000               | N/A                 |
| 4950                                 | -                      |           | -                      |           | -                       |           | -                       | N/A                 |
| 4963                                 | -                      |           | -                      |           | -                       |           | -                       | N/A                 |
| 4998                                 | -                      |           | -                      |           | -                       |           | -                       | N/A                 |
|                                      | <b>\$ 500,000</b>      | <b>\$</b> | <b>-</b>               | <b>\$</b> | <b>-</b>                | <b>\$</b> | <b>1,000,000</b>        | <b>N/A</b>          |
| <b>Total Other Financing Sources</b> | <b>\$ 679,967</b>      | <b>\$</b> | <b>162,941</b>         | <b>\$</b> | <b>126,484</b>          | <b>\$</b> | <b>1,000,000</b>        | <b>690.61%</b>      |
| <b>Use Of Fund Balance</b>           | <b>\$ -</b>            | <b>\$</b> | <b>-</b>               | <b>\$</b> | <b>-</b>                | <b>\$</b> | <b>856,902</b>          |                     |
| <b>Grand Total</b>                   | <b>\$ 149,288,794</b>  | <b>\$</b> | <b>152,643,794</b>     | <b>\$</b> | <b>159,345,149</b>      | <b>\$</b> | <b>153,683,864</b>      | <b>-3.55%</b>       |

\* Unaudited

**SCHEDULE OF EXPENDITURES / GENERAL FUND 0101**

|                               |                                | <b>FY17</b>         | <b>FY18</b>         | <b>FY19</b>         | <b>FY20</b>         | <b>%</b>       |
|-------------------------------|--------------------------------|---------------------|---------------------|---------------------|---------------------|----------------|
|                               |                                | <b>Actual</b>       | <b>Actual</b>       | <b>Actual*</b>      | <b>Adopted</b>      | <b>Change</b>  |
| <b>Council</b>                |                                |                     |                     |                     |                     |                |
| 100-1000                      | City Council                   | \$ 314,983          | \$ 310,237          | \$ 325,757          | \$ 336,923          | 3.43%          |
| 100-2000                      | Clerk of Council               | 214,438             | 219,157             | 249,053             | 249,445             | 0.16%          |
|                               | <b>Subtotal</b>                | <b>\$ 529,421</b>   | <b>\$ 529,394</b>   | <b>\$ 574,810</b>   | <b>\$ 586,368</b>   | <b>2.01%</b>   |
| <b>Mayor</b>                  |                                |                     |                     |                     |                     |                |
| 110-1000                      | Mayor's Office                 | 313,210             | 305,434             | 324,193             | 288,130             | -11.12%        |
| 110-2600                      | Internal Auditor               | 171,987             | 196,033             | 201,120             | 200,715             | -0.20%         |
|                               | <b>Subtotal</b>                | <b>\$ 485,197</b>   | <b>\$ 501,467</b>   | <b>\$ 525,313</b>   | <b>\$ 488,845</b>   | <b>-6.94%</b>  |
| <b>City Attorney</b>          |                                |                     |                     |                     |                     |                |
| 120-1000                      | City Attorney                  | 382,184             | 380,678             | 394,613             | 389,980             | -1.17%         |
| 120-2100                      | Litigation                     | 1,992,601           | 1,022,819           | 1,475,042           | 325,000             | -77.97%        |
|                               | <b>Subtotal</b>                | <b>\$ 2,374,785</b> | <b>\$ 1,403,497</b> | <b>\$ 1,869,655</b> | <b>\$ 714,980</b>   | <b>-61.76%</b> |
| <b>City Manager</b>           |                                |                     |                     |                     |                     |                |
| 130-1000                      | City Manager                   | 717,704             | 747,112             | 722,041             | 794,105             | 9.98%          |
| 130-2500                      | Mail Room                      | 65,078              | 70,863              | 71,543              | 71,021              | -0.73%         |
| 130-2550                      | Print Shop                     | 192,651             | 196,197             | 199,587             | 201,251             | 0.83%          |
| 130-2600                      | Public Information Agency      | 82,992              | 124,551             | 126,505             | 120,719             | -4.57%         |
| 130-2850                      | Citizen's Service Center       | 386,913             | 349,278             | 386,159             | 320,374             | -17.04%        |
|                               | <b>Subtotal</b>                | <b>\$ 1,445,338</b> | <b>\$ 1,488,001</b> | <b>\$ 1,505,836</b> | <b>\$ 1,507,470</b> | <b>0.11%</b>   |
| <b>Finance</b>                |                                |                     |                     |                     |                     |                |
| 200-1000                      | Finance Director               | 289,172             | 284,083             | 312,341             | 335,105             | 7.29%          |
| 200-2100                      | Accounting                     | 478,007             | 478,414             | 485,396             | 484,974             | -0.09%         |
| 200-2200                      | Revenue                        | 602,596             | 618,456             | 599,873             | 652,269             | 8.73%          |
| 200-2900                      | Financial Planning             | 119,845             | 242,245             | 256,533             | 275,861             | 7.53%          |
| 200-2950                      | Purchasing                     | 382,388             | 371,662             | 388,919             | 388,050             | -0.22%         |
| 200-2980                      | Cash Management                | 220,051             | 213,459             | 214,813             | 217,640             | 1.32%          |
|                               | <b>Subtotal</b>                | <b>\$ 2,092,059</b> | <b>\$ 2,208,319</b> | <b>\$ 2,257,874</b> | <b>\$ 2,353,899</b> | <b>4.25%</b>   |
| <b>Information Technology</b> |                                |                     |                     |                     |                     |                |
| 210-1000                      | Information Technology         | 4,647,647           | 5,033,782           | 5,295,116           | 5,499,081           | 3.85%          |
| 210-2000                      | Geographic Information Systems | 240,689             | 187,392             | 522                 | -                   | -100.00%       |
|                               | <b>Subtotal</b>                | <b>\$ 4,888,336</b> | <b>\$ 5,221,174</b> | <b>\$ 5,295,637</b> | <b>\$ 5,499,081</b> | <b>3.84%</b>   |
| <b>Human Resources</b>        |                                |                     |                     |                     |                     |                |
| 220-1000                      | Human Resources                | 822,598             | 779,034             | 830,370             | 899,693             | 8.35%          |
| 220-2100                      | Employee Benefits              | 1,298,052           | 1,288,890           | 1,072,893           | 1,207,911           | 12.58%         |
|                               | <b>Subtotal</b>                | <b>\$ 2,120,650</b> | <b>\$ 2,067,924</b> | <b>\$ 1,903,263</b> | <b>\$ 2,107,604</b> | <b>10.74%</b>  |
| <b>Inspections &amp; Code</b> |                                |                     |                     |                     |                     |                |
| 240-2200                      | Inspections & Code Enforcement | 1,506,169           | 1,449,407           | 1,462,313           | 1,477,759           | 1.06%          |
| 240-2400                      | Special Enforcement            | -                   | -                   | 394,749             | 467,566             | 18.45%         |
|                               | <b>Subtotal</b>                | <b>\$ 1,506,169</b> | <b>\$ 1,449,407</b> | <b>\$ 1,857,061</b> | <b>\$ 1,945,325</b> | <b>4.75%</b>   |

**SCHEDULE OF EXPENDITURES / GENERAL FUND 0101**

|                                 |                          | <b>FY17</b>          | <b>FY18</b>          | <b>FY19</b>          | <b>FY20</b>          | <b>%</b>       |
|---------------------------------|--------------------------|----------------------|----------------------|----------------------|----------------------|----------------|
|                                 |                          | <b>Actual</b>        | <b>Actual</b>        | <b>Actual*</b>       | <b>Adopted</b>       | <b>Change</b>  |
| <b>Planning</b>                 |                          |                      |                      |                      |                      |                |
| 242-1000                        | Planning                 | \$ 268,386           | \$ 275,373           | \$ 278,824           | \$ 293,699           | 5.34%          |
|                                 | <b>Subtotal</b>          | <b>\$ 268,386</b>    | <b>\$ 275,373</b>    | <b>\$ 278,824</b>    | <b>\$ 293,699</b>    | <b>5.34%</b>   |
| <b>Real Estate</b>              |                          |                      |                      |                      |                      |                |
| 245-2400                        | Real Estate              | 152,007              | 169,576              | 194,240              | 131,712              | -32.19%        |
|                                 | <b>Subtotal</b>          | <b>\$ 152,007</b>    | <b>\$ 169,576</b>    | <b>\$ 194,240</b>    | <b>\$ 131,712</b>    | <b>-32.19%</b> |
| <b>Engineering</b>              |                          |                      |                      |                      |                      |                |
| 250-2100                        | Traffic Engineering      | 1,153,137            | 1,156,275            | 1,179,841            | 1,299,611            | 10.15%         |
| 250-3110                        | Radio Communications     | 387,455              | 350,596              | 349,313              | 365,160              | 4.54%          |
|                                 | <b>Subtotal</b>          | <b>\$ 1,540,592</b>  | <b>\$ 1,506,871</b>  | <b>\$ 1,529,154</b>  | <b>\$ 1,664,771</b>  | <b>8.87%</b>   |
| <b>Public Works</b>             |                          |                      |                      |                      |                      |                |
| 260-1000                        | Public Works             | 322,639              | 332,642              | 328,036              | 311,488              | -5.04%         |
| 260-2300                        | Fleet Management         | 1,949,304            | 1,936,486            | 1,895,240            | 2,111,645            | 11.42%         |
| 260-2400                        | Special Enforcement      | 1,386,532            | 1,319,061            | 969,063              | 1,291,784            | 33.30%         |
| 260-2600                        | Cemeteries               | 272,873              | 287,448              | 367,636              | 221,873              | -39.65%        |
| 260-2700                        | Facility Maintenance     | 2,969,021            | 3,066,844            | 3,140,877            | 3,216,329            | 2.40%          |
| 260-3710                        | Other Maint/Repairs      | 1,066,193            | 1,083,230            | 1,100,311            | 1,169,267            | 6.27%          |
|                                 | <b>Subtotal</b>          | <b>\$ 7,966,562</b>  | <b>\$ 8,025,711</b>  | <b>\$ 7,801,164</b>  | <b>\$ 8,322,386</b>  | <b>6.68%</b>   |
| <b>Parks &amp; Recreation</b>   |                          |                      |                      |                      |                      |                |
| 270-1000                        | Parks & Recreation       | 454,300              | 452,136              | 461,280              | 451,806              | -2.05%         |
| 270-2100                        | Parks Services           | 4,317,579            | 4,344,755            | 4,500,291            | 4,638,323            | 3.07%          |
| 270-2400                        | Recreation Services      | 1,429,485            | 1,305,289            | 1,234,234            | 1,286,951            | 4.27%          |
| 270-3220                        | Golden Park              | 78,516               | 50,958               | 76,388               | 92,800               | 21.49%         |
| 270-3230                        | Memorial Stadium         | 49,634               | 85,806               | 61,868               | 68,033               | 9.96%          |
| 270-3410                        | Athletics                | 327,237              | 384,795              | 335,006              | 345,897              | 3.25%          |
| 270-3505                        | Community Schools        | 1,535,599            | 1,506,132            | 1,417,461            | 1,370,490            | -3.31%         |
| 270-4048                        | Cooper Creek Tennis      | 368,029              | 395,756              | 339,891              | 381,725              | 12.31%         |
| 270-4049                        | Lake Oliver Marina       | 182,796              | 187,311              | 232,530              | 186,524              | -19.79%        |
| 270-4413                        | Aquatics                 | 664,379              | 622,455              | 614,233              | 744,077              | 21.14%         |
| 270-4414                        | Aquatics Center          | 581,534              | 760,695              | 923,353              | 975,006              | 5.59%          |
| 270-4433                        | Therapeutics             | 96,171               | 90,605               | 138,973              | 110,627              | -20.40%        |
| 270-4434                        | Pottery Shop             | 165,352              | 129,241              | 146,931              | 156,485              | 6.50%          |
| 270-4435                        | Senior Citizen's Center  | 363,229              | 318,946              | 336,949              | 344,055              | 2.11%          |
|                                 | <b>Subtotal</b>          | <b>\$ 10,613,840</b> | <b>\$ 10,634,880</b> | <b>\$ 10,819,387</b> | <b>\$ 11,152,799</b> | <b>3.08%</b>   |
| <b>Cooperative Extension</b>    |                          |                      |                      |                      |                      |                |
| 280-1000                        | Cooperative Extension    | 126,338              | 139,293              | 132,165              | 137,865              | 4.31%          |
|                                 | <b>Subtotal</b>          | <b>\$ 126,338</b>    | <b>\$ 139,293</b>    | <b>\$ 132,165</b>    | <b>\$ 137,865</b>    | <b>4.31%</b>   |
| <b>Boards &amp; Commissions</b> |                          |                      |                      |                      |                      |                |
| 290-1000                        | Tax Assessor             | \$ 1,992,814         | \$ 1,571,279         | \$ 1,391,628         | \$ 1,470,363         | 5.66%          |
| 290-2000                        | Elections & Registration | 813,512              | 600,430              | 801,097              | 830,562              | 3.68%          |
|                                 | <b>Subtotal</b>          | <b>\$ 2,806,326</b>  | <b>\$ 2,171,709</b>  | <b>\$ 2,192,725</b>  | <b>\$ 2,300,925</b>  | <b>4.93%</b>   |



**SCHEDULE OF EXPENDITURES / GENERAL FUND 0101**

|                               |                                  | <b>FY17</b>          | <b>FY18</b>          | <b>FY19</b>          | <b>FY20</b>          | <b>%</b>      |
|-------------------------------|----------------------------------|----------------------|----------------------|----------------------|----------------------|---------------|
|                               |                                  | <b>Actual</b>        | <b>Actual</b>        | <b>Actual*</b>       | <b>Adopted</b>       | <b>Change</b> |
| <b>Police</b>                 |                                  |                      |                      |                      |                      |               |
| 400-1000                      | Chief of Police                  | 1,057,701            | 1,032,446            | 1,008,387            | 1,015,701            | 0.73%         |
| 400-2100                      | Intelligence/Vice                | 1,236,723            | 1,214,777            | 1,210,249            | 1,450,943            | 19.89%        |
| 400-2200                      | Support Services                 | 2,784,351            | 2,599,812            | 2,521,028            | 2,656,065            | 5.36%         |
| 400-2300                      | Field Operations                 | 10,634,087           | 10,978,762           | 11,243,522           | 11,049,016           | -1.73%        |
| 400-2400                      | Office of Professional Standards | 448,365              | 522,796              | 552,301              | 542,022              | -1.86%        |
| 400-2500                      | Metro Drug Task Force            | 144,241              | 147,652              | 197,693              | 195,071              | -1.33%        |
| 400-2700                      | Special Operations               | 48,203               | 7,987                | 19,557               | 33,500               | 71.29%        |
| 400-2900                      | CPD Training                     | -                    | -                    | -                    | 583,118              |               |
| 400-2800                      | Administrative Services          | 1,419,444            | 1,543,897            | 1,508,620            | 1,058,580            | -29.83%       |
| 400-3230                      | Motor Transport                  | 1,565,247            | 1,334,887            | 1,572,072            | 1,547,540            | -1.56%        |
| 400-3320                      | Investigative Services           | 6,254,429            | 6,275,205            | 6,343,226            | 6,344,110            | 0.01%         |
|                               | <b>Subtotal</b>                  | <b>\$ 25,592,791</b> | <b>\$ 25,658,221</b> | <b>\$ 26,176,656</b> | <b>\$ 26,475,666</b> | <b>1.14%</b>  |
| <b>Fire &amp; EMS</b>         |                                  |                      |                      |                      |                      |               |
| 410-1000                      | Chief of Fire & EMS              | 425,704              | 423,295              | 428,528              | 420,945              | -1.77%        |
| 410-2100                      | Operations                       | 21,223,834           | 21,501,616           | 21,158,285           | 21,237,900           | 0.38%         |
| 410-2600                      | Special Operations               | 1,089,137            | 1,107,635            | 991,272              | 1,035,049            | 4.42%         |
| 410-2800                      | Administrative Services          | 815,549              | 825,264              | 814,188              | 848,063              | 4.16%         |
| 410-2900                      | Emergency Management             | 175,157              | 192,422              | 172,769              | 185,040              | 7.10%         |
| 410-3610                      | Logistics/Support                | 605,747              | 614,306              | 593,321              | 633,454              | 6.76%         |
|                               | <b>Subtotal</b>                  | <b>\$ 24,335,128</b> | <b>\$ 24,664,538</b> | <b>\$ 24,158,363</b> | <b>\$ 24,360,451</b> | <b>0.84%</b>  |
| <b>Muscogee County Prison</b> |                                  |                      |                      |                      |                      |               |
| 420-1000                      | Muscogee County Prison           | 7,792,730            | 7,711,851            | 7,984,591            | 7,887,536            | -1.22%        |
|                               | <b>Subtotal</b>                  | <b>\$ 7,792,730</b>  | <b>\$ 7,711,851</b>  | <b>\$ 7,984,591</b>  | <b>\$ 7,887,536</b>  | <b>-1.22%</b> |
| <b>Homeland Security</b>      |                                  |                      |                      |                      |                      |               |
| 450-1000                      | Homeland Security                | 9,619                | 8,368                | 10,688               | 18,322               | 71.42%        |
|                               | <b>Subtotal</b>                  | <b>\$ 9,619</b>      | <b>\$ 8,368</b>      | <b>\$ 10,688</b>     | <b>\$ 18,322</b>     | <b>71.42%</b> |
| <b>Superior Court</b>         |                                  |                      |                      |                      |                      |               |
| 500-1000                      | Chief Judge                      | 295,331              | 298,962              | 309,463              | 312,934              | 1.12%         |
| 500-2000                      | District Attorney                | 2,170,291            | 2,135,110            | 2,225,181            | 2,367,997            | 6.42%         |
| 500-2100                      | Adult Probation                  | 110,345              | 117,058              | -                    | -                    | N/A           |
| 500-2110                      | Juvenile Court                   | 620,146              | 629,266              | 655,693              | 680,390              | 3.77%         |
| 500-2125                      | Circuit Wide Juvenile Court      | 292,093              | 326,078              | 334,433              | 336,704              | 0.68%         |
| 500-2140                      | Jury Manager                     | 442,077              | 474,187              | 539,605              | 494,767              | -8.31%        |
| 500-2150                      | Judge Mullins                    | 198,460              | 195,996              | 209,163              | 214,944              | 2.76%         |
| 500-2160                      | Judge Rumer                      | 140,459              | 148,104              | 150,801              | 157,828              | 4.66%         |
| 500-2170                      | Judge Smith                      | 145,104              | 146,668              | 153,549              | 154,960              | 0.92%         |
| 500-2180                      | Judge Peters                     | 143,244              | 144,904              | 153,212              | 160,416              | 4.70%         |
| 500-2190                      | Judge Jordan                     | 214,494              | 206,916              | 167,598              | 143,057              | -14.64%       |
| 500-2195                      | Judge Gottfried                  | 136,271              | 123,657              | 180,784              | 218,688              | 20.97%        |
| 500-2200                      | Victim Witness Program           | 173,562              | 180,439              | 185,435              | 189,351              | 2.11%         |
| 500-3000                      | Superior Court Clerk             | 1,897,056            | 1,908,669            | 1,978,828            | 1,997,127            | 0.92%         |
| 500-3310                      | Bd of Equalization               | 78,734               | 98,266               | 80,139               | 99,633               | 24.32%        |
|                               | <b>Subtotal</b>                  | <b>\$ 7,057,667</b>  | <b>\$ 7,134,280</b>  | <b>\$ 7,323,884</b>  | <b>\$ 7,528,796</b>  | <b>2.80%</b>  |

**SCHEDULE OF EXPENDITURES / GENERAL FUND 0101**

|                             |                        | <b>FY17</b>          | <b>FY18</b>          | <b>FY19</b>          | <b>FY20</b>          | <b>%</b>      |
|-----------------------------|------------------------|----------------------|----------------------|----------------------|----------------------|---------------|
|                             |                        | <b>Actual</b>        | <b>Actual</b>        | <b>Actual*</b>       | <b>Adopted</b>       | <b>Change</b> |
| <b>State Court</b>          |                        |                      |                      |                      |                      |               |
| 510-1000                    | State Court Judges     | 586,374              | 574,422              | 591,792              | 656,674              | 10.96%        |
| 510-2000                    | State Court Solicitor  | 1,068,011            | 1,117,496            | 1,135,392            | 1,092,291            | -3.80%        |
|                             | <b>Subtotal</b>        | <b>\$ 1,654,385</b>  | <b>\$ 1,691,918</b>  | <b>\$ 1,727,184</b>  | <b>\$ 1,748,965</b>  | <b>1.26%</b>  |
| <b>Public Defender</b>      |                        |                      |                      |                      |                      |               |
| 520-1000                    | Public Defender        | 1,552,513            | 1,765,588            | 1,866,931            | 1,900,648            | 1.81%         |
| 520-2000                    | Muscogee County Public | 242,831              | 190,834              | 198,271              | 197,291              | -0.49%        |
|                             | <b>Subtotal</b>        | <b>\$ 1,795,344</b>  | <b>\$ 1,956,422</b>  | <b>\$ 2,065,202</b>  | <b>\$ 2,097,939</b>  | <b>1.59%</b>  |
| <b>Municipal Court</b>      |                        |                      |                      |                      |                      |               |
| 530-1000                    | Municipal Court Judge  | 367,879              | 371,132              | 366,931              | 404,970              | 10.37%        |
| 530-2000                    | Municipal Court Clerk  | 719,458              | 706,912              | 705,715              | 755,514              | 7.06%         |
| 530-3000                    | Marshal                | 1,037,959            | 1,043,458            | 1,111,050            | 1,059,171            | -4.67%        |
|                             | <b>Subtotal</b>        | <b>\$ 2,125,296</b>  | <b>\$ 2,121,502</b>  | <b>\$ 2,183,697</b>  | <b>\$ 2,219,655</b>  | <b>1.65%</b>  |
| <b>Probate Court</b>        |                        |                      |                      |                      |                      |               |
| 540-1000                    | Probate Court Judge    | 444,187              | 433,215              | 508,013              | 519,615              | 2.28%         |
|                             | <b>Subtotal</b>        | <b>\$ 444,187</b>    | <b>\$ 433,215</b>    | <b>\$ 508,013</b>    | <b>\$ 519,615</b>    | <b>2.28%</b>  |
| <b>Sheriff's Department</b> |                        |                      |                      |                      |                      |               |
| 550-1000                    | Administration         | 2,148,227            | 2,166,144            | 1,987,017            | 1,906,038            | -4.08%        |
| 550-2100                    | Uniform Division       | 4,223,757            | 4,310,661            | 4,711,061            | 4,312,855            | -8.45%        |
| 550-2300                    | Training               | -                    | -                    | 299,134              | 367,935              | 23.00%        |
| 550-2400                    | Motor Transport        | 301,908              | 381,639              | 422,727              | 280,000              | -33.76%       |
| 550-2500                    | Recorders Court        | 69,582               | 15,329               | -                    | -                    | N/A           |
| 550-2600                    | Jail                   | 14,359,338           | 13,629,073           | 14,334,398           | 14,463,607           | 0.90%         |
| 550-2650                    | Medical Director       | 4,407,525            | 4,194,619            | 4,526,915            | 4,660,155            | 2.94%         |
|                             | <b>Subtotal</b>        | <b>\$ 25,510,337</b> | <b>\$ 24,697,465</b> | <b>\$ 26,281,252</b> | <b>\$ 25,990,590</b> | <b>-1.11%</b> |
| <b>Tax Commissioner</b>     |                        |                      |                      |                      |                      |               |
| 560-1000                    | Tax Commissioner       | 1,493,568            | 1,502,949            | 1,563,924            | 1,674,679            | 7.08%         |
|                             | <b>Subtotal</b>        | <b>\$ 1,493,568</b>  | <b>\$ 1,502,949</b>  | <b>\$ 1,563,924</b>  | <b>\$ 1,674,679</b>  | <b>7.08%</b>  |
| <b>Coroner</b>              |                        |                      |                      |                      |                      |               |
| 570-1000                    | Coroner                | 291,603              | 308,855              | 311,319              | 360,465              | 15.79%        |
|                             | <b>Subtotal</b>        | <b>\$ 291,603</b>    | <b>\$ 308,855</b>    | <b>\$ 311,319</b>    | <b>\$ 360,465</b>    | <b>15.79%</b> |
| <b>Recorder's Court</b>     |                        |                      |                      |                      |                      |               |
| 580-1000                    | Recorder's Court       | 906,152              | 883,052              | 898,998              | 1,095,429            | 21.85%        |
|                             | <b>Subtotal</b>        | <b>\$ 906,152</b>    | <b>\$ 883,052</b>    | <b>\$ 898,998</b>    | <b>\$ 1,095,429</b>  | <b>21.85%</b> |
| <b>Non-Categorical</b>      |                        |                      |                      |                      |                      |               |
| 590-1000                    | Agency Appropriations  | 1,273,728            | 1,291,387            | 1,243,069            | 1,744,329            | 40.32%        |
| 590-2000                    | Contingency            | 69,267               | 73,502               | 233,072              | 1,171,396            | 402.59%       |
| 590-3000                    | Non-Categorical        | 9,252,907            | 8,055,373            | 8,094,546            | 8,304,814            | 2.60%         |
| 590-4000                    | Interfund Transfers    | 1,149,944            | 1,634,791            | 1,198,014            | 1,100,000            | -8.18%        |
| 590-6500                    | Naval Museum           | -                    | -                    | -                    | -                    | N/A           |
|                             | <b>Subtotal</b>        | <b>\$ 11,745,846</b> | <b>\$ 11,055,053</b> | <b>\$ 10,768,701</b> | <b>\$ 12,320,539</b> | <b>14.41%</b> |

**SCHEDULE OF EXPENDITURES / GENERAL FUND 0101**

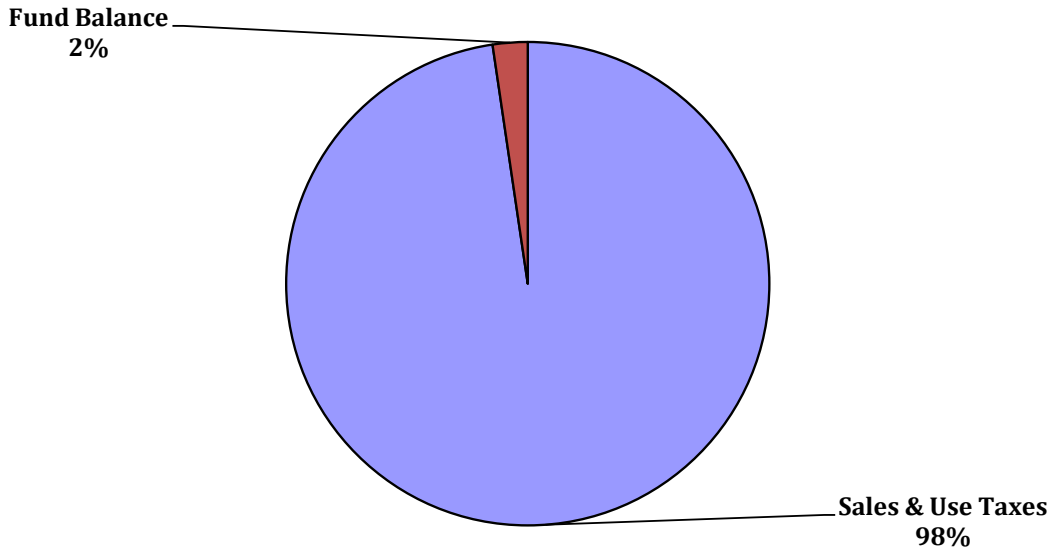
|                           | <b>FY17<br/>Actual</b> |                    | <b>FY18<br/>Actual</b> |  | <b>FY19<br/>Actual*</b> |  | <b>FY20<br/>Adopted</b> |  | <b>%<br/>Change</b> |        |
|---------------------------|------------------------|--------------------|------------------------|--|-------------------------|--|-------------------------|--|---------------------|--------|
| <b>Parking Management</b> |                        |                    |                        |  |                         |  |                         |  |                     |        |
| 610-3000                  |                        | Parking Management | -                      |  | -                       |  | 142,316                 |  | 177,488             | 24.71% |
|                           |                        | <b>Subtotal</b>    | \$ -                   |  | \$ -                    |  | \$ 142,316              |  | \$ 177,488          | 24.71% |
| <b>Grand Total</b>        |                        |                    | \$ 149,670,659         |  | \$ 147,620,285          |  | \$ 150,841,897          |  | \$ 153,683,864      | 1.88%  |

\* Unaudited

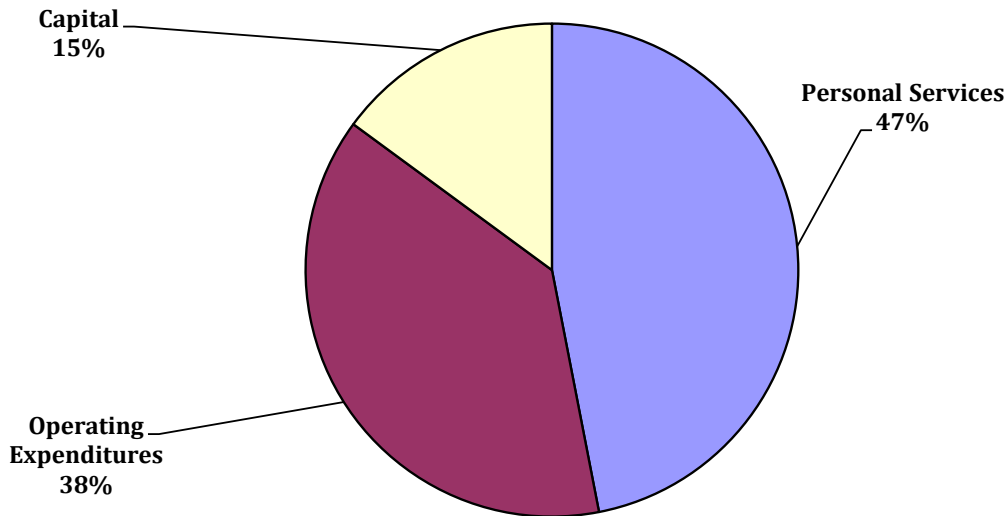
OVERVIEW / OTHER LOST FUND 0102/0109

**Other LOST Fund** **\$ 35,676,681**

**Budget by Revenue Source**



**Budget by Expense Category**



The Other Local Option Sales Tax Fund was passed by the citizens with an effective date of January 1, 2009. 70 percent is allocated to Public Safety to an annual supplement to all sworn officers and 30 percent to Infrastructure. The annual supplement increased from \$3,000 to \$3,121 due to Pension Plan Reform that was effective 7/1/2012.

**SCHEDULE OF REVENUES / OTHER LOST FUND 0102/0109**

**0102-PUBLIC SAFETY**

|                                    | <b>FY17<br/>Actual</b> | <b>FY18<br/>Actual</b> | <b>FY19<br/>Actual*</b> | <b>FY20<br/>Adopted</b> | <b>%<br/>Change</b> |
|------------------------------------|------------------------|------------------------|-------------------------|-------------------------|---------------------|
| <b>Sales &amp; Use Taxes</b>       |                        |                        |                         |                         |                     |
| 4042 LOST-Public                   |                        |                        |                         |                         |                     |
| 4042 Safety/Roads                  | 23,224,035             | 24,174,945             | 25,501,004              | 24,391,500              | -4.35%              |
| <b>Total Sales &amp; Use Taxes</b> | <b>\$ 23,224,035</b>   | <b>\$ 24,174,945</b>   | <b>\$ 25,501,004</b>    | <b>\$ 24,391,500</b>    | <b>-4.35%</b>       |
| <b>Charges for Service</b>         |                        |                        |                         |                         |                     |
| 4837 Miscellaneous                 | 315                    | 292                    | 542                     | -                       | -100.00%            |
| <b>Total Charges For Services</b>  | <b>\$ 315</b>          | <b>\$ 292</b>          | <b>\$ 542</b>           | <b>\$ -</b>             | <b>-100.00%</b>     |
| <b>Investment Income</b>           |                        |                        |                         |                         |                     |
| 4772 Gains/Losses on Investments   | (224,754)              | (330,598)              | (18,661)                | -                       | -100.00%            |
| 4780 Investment Interest           | 291,728                | 392,780                | 605,341                 | -                       | -100.00%            |
| <b>Total Investment Income</b>     | <b>\$ 66,974</b>       | <b>\$ 62,182</b>       | <b>\$ 586,681</b>       | <b>\$ -</b>             | <b>-100.00%</b>     |
| <b>Use Of Fund Balance</b>         | <b>\$ -</b>            | <b>\$ -</b>            | <b>\$ -</b>             | <b>\$ 831,681</b>       |                     |
| <b>Total 0102 Public Safety</b>    | <b>\$ 23,291,324</b>   | <b>\$ 24,237,419</b>   | <b>\$ 26,088,227</b>    | <b>\$ 25,223,181</b>    | <b>-3.32%</b>       |

**0109-INFRASTRUCTURE**

|                                    | <b>FY17<br/>Actual</b> | <b>FY18<br/>Actual</b> | <b>FY19<br/>Actual*</b> | <b>FY20<br/>Adopted</b> | <b>%<br/>Change</b> |
|------------------------------------|------------------------|------------------------|-------------------------|-------------------------|---------------------|
| <b>Sales &amp; Use Taxes</b>       |                        |                        |                         |                         |                     |
| 4042 LOST-Public                   | \$ 9,953,158           | \$ 10,360,691          | \$ 10,929,002           | 10,453,500              | -4.35%              |
| <b>Total Sales &amp; Use Taxes</b> | <b>\$ 9,953,158</b>    | <b>\$ 10,360,691</b>   | <b>\$ 10,929,002</b>    | <b>\$ 10,453,500</b>    | <b>-4.35%</b>       |
| <b>Investment Income</b>           |                        |                        |                         |                         |                     |
| 4772 Gains/Losses on Investments   | (72,918)               | (36,280)               | 14,542                  | -                       | -100.00%            |
| 4780 Investment Interest           | 74,623                 | 76,478                 | 150,000                 | -                       | -100.00%            |
| <b>Total Investment Income</b>     | <b>\$ 1,705</b>        | <b>\$ 40,198</b>       | <b>\$ 164,542</b>       | <b>\$ -</b>             | <b>-100.00%</b>     |
| <b>Use Of Fund Balance</b>         | <b>\$ -</b>            | <b>\$ -</b>            | <b>\$ -</b>             | <b>\$ -</b>             |                     |
| <b>Total 0109 Infrastructure</b>   | <b>\$ 9,954,863</b>    | <b>\$ 10,400,889</b>   | <b>\$ 11,093,544</b>    | <b>\$ 10,453,500</b>    | <b>-5.77%</b>       |
| <b>Grand Total</b>                 | <b>\$ 33,246,187</b>   | <b>\$ 34,638,308</b>   | <b>\$ 37,181,770</b>    | <b>\$ 35,676,681</b>    | <b>-4.05%</b>       |

\* Unaudited

**SCHEDULE OF EXPENDITURES / OTHER LOST FUND 0102/0109**

**0102-PUBLIC SAFETY**

|                                |                         | <b>FY17</b>         | <b>FY18</b>         | <b>FY19</b>         | <b>FY20</b>         | <b>%</b>      |
|--------------------------------|-------------------------|---------------------|---------------------|---------------------|---------------------|---------------|
|                                |                         | <b>Actual</b>       | <b>Actual</b>       | <b>Actual*</b>      | <b>Adopted</b>      | <b>Change</b> |
| <b>Crime Prevention</b>        |                         |                     |                     |                     |                     |               |
| 110-9900                       | Crime Prevention        | 803,389             | 739,955             | 794,504             | 839,706             | 5.69%         |
|                                | <b>Subtotal</b>         | <b>\$ 803,389</b>   | <b>\$ 739,955</b>   | <b>\$ 794,504</b>   | <b>\$ 839,706</b>   | 5.69%         |
| <b>Public Works</b>            |                         |                     |                     |                     |                     |               |
| 260-9900                       | Public Works            | 116,813             | 112,448             | 122,401             | 130,157             | 6.34%         |
|                                | <b>Subtotal</b>         | <b>\$ 116,813</b>   | <b>\$ 112,448</b>   | <b>\$ 122,401</b>   | <b>\$ 130,157</b>   | 6.34%         |
| <b>Parks &amp; Recreation</b>  |                         |                     |                     |                     |                     |               |
| 270-9900                       | Parks & Recreation      | 45,671              | 41,253              | 46,221              | 49,766              | 7.67%         |
|                                | <b>Subtotal</b>         | <b>\$ 45,671</b>    | <b>\$ 41,253</b>    | <b>\$ 46,221</b>    | <b>\$ 49,766</b>    | 7.67%         |
| <b>Police</b>                  |                         |                     |                     |                     |                     |               |
| 400-9900                       | Police                  | 8,918,448           | 8,652,230           | 8,331,764           | 8,560,038           | 2.74%         |
| 400-9902                       | E-911                   | 713,213             | 681,762             | 646,647             | 706,338             | 9.23%         |
|                                | <b>Subtotal</b>         | <b>\$ 9,631,661</b> | <b>\$ 9,333,992</b> | <b>\$ 8,978,411</b> | <b>\$ 9,266,376</b> | 3.21%         |
| <b>Fire/EMS</b>                |                         |                     |                     |                     |                     |               |
| 410-9900                       | Fire/EMS                | 2,821,121           | 2,870,404           | 2,958,051           | 2,770,526           | -6.34%        |
|                                | <b>Subtotal</b>         | <b>\$ 2,821,121</b> | <b>\$ 2,870,404</b> | <b>\$ 2,958,051</b> | <b>\$ 2,770,526</b> | -6.34%        |
| <b>MCP</b>                     |                         |                     |                     |                     |                     |               |
| 420-9900                       | MCP                     | 672,949             | 724,596             | 689,672             | 674,936             | -2.14%        |
|                                | <b>Subtotal</b>         | <b>\$ 672,949</b>   | <b>\$ 724,596</b>   | <b>\$ 689,672</b>   | <b>\$ 674,936</b>   | -2.14%        |
| <b>District Attorney</b>       |                         |                     |                     |                     |                     |               |
| 500-9900                       | District Attorney       | 165,612             | 188,599             | 194,015             | 189,546             | -2.30%        |
|                                | <b>Subtotal</b>         | <b>\$ 165,612</b>   | <b>\$ 188,599</b>   | <b>\$ 194,015</b>   | <b>\$ 189,546</b>   | -2.30%        |
| <b>Clerk of Superior Court</b> |                         |                     |                     |                     |                     |               |
| 500-9902                       | Clerk of Superior Court | -                   | 39,059              | 47,296              | 42,981              | -9.12%        |
|                                | <b>Subtotal</b>         | <b>\$ -</b>         | <b>\$ 39,059</b>    | <b>\$ 47,296</b>    | <b>\$ 42,981</b>    | -9.12%        |
| <b>State Court Solicitor</b>   |                         |                     |                     |                     |                     |               |
| 510-9900                       | State Court Solicitor   | 202,624             | 219,406             | 224,432             | 220,812             | -1.61%        |
|                                | <b>Subtotal</b>         | <b>\$ 202,624</b>   | <b>\$ 219,406</b>   | <b>\$ 224,432</b>   | <b>\$ 220,812</b>   | -1.61%        |
| <b>Public Defender</b>         |                         |                     |                     |                     |                     |               |
| 520-9900                       | Public Defender         | 146,710             | 157,653             | 173,864             | 174,794             | 0.53%         |
|                                | <b>Subtotal</b>         | <b>\$ 146,710</b>   | <b>\$ 157,653</b>   | <b>\$ 173,864</b>   | <b>\$ 174,794</b>   | 0.53%         |
| <b>Marshal</b>                 |                         |                     |                     |                     |                     |               |
| 530-9900                       | Marshal                 | 311,244             | 368,761             | 325,834             | 316,787             | -2.78%        |
|                                | <b>Subtotal</b>         | <b>\$ 311,244</b>   | <b>\$ 368,761</b>   | <b>\$ 325,834</b>   | <b>\$ 316,787</b>   | -2.78%        |

\* Unaudited

**SCHEDULE OF EXPENDITURES / OTHER LOST FUND 0102/0109**

|                                 |                       | FY17<br>Actual       | FY18<br>Actual       | FY19<br>Actual*      | FY20<br>Adopted      | %             |
|---------------------------------|-----------------------|----------------------|----------------------|----------------------|----------------------|---------------|
|                                 |                       |                      |                      |                      |                      | Change        |
| <b>Municipal Court Clerk</b>    |                       |                      |                      |                      |                      |               |
| 530-9902                        | Municipal Court Clerk | 93,332               | 96,017               | 73,754               | 89,897               | 21.89%        |
|                                 | <b>Subtotal</b>       | <b>\$ 93,332</b>     | <b>\$ 96,017</b>     | <b>\$ 73,754</b>     | <b>\$ 89,897</b>     | 21.89%        |
| <b>Probate Court</b>            |                       |                      |                      |                      |                      |               |
| 540-9900                        | Probate Court         | 43,435               | 43,484               | 44,563               | 43,909               | -1.47%        |
|                                 | <b>Subtotal</b>       | <b>\$ 43,435</b>     | <b>\$ 43,484</b>     | <b>\$ 44,563</b>     | <b>\$ 43,909</b>     | -1.47%        |
| <b>Sheriff</b>                  |                       |                      |                      |                      |                      |               |
| 550-9900                        | Sheriff               | 2,669,350            | 3,407,269            | 2,834,119            | 2,742,055            | -3.25%        |
|                                 | <b>Subtotal</b>       | <b>\$ 2,669,350</b>  | <b>\$ 3,407,269</b>  | <b>\$ 2,834,119</b>  | <b>\$ 2,742,055</b>  | -3.25%        |
| <b>Coroner</b>                  |                       |                      |                      |                      |                      |               |
| 570-9900                        | Coroner               | 7,927                | 7,760                | 7,841                | 11,484               | 46.46%        |
|                                 | <b>Subtotal</b>       | <b>\$ 7,927</b>      | <b>\$ 7,760</b>      | <b>\$ 7,841</b>      | <b>\$ 11,484</b>     | 46.46%        |
| <b>Recorder's Court</b>         |                       |                      |                      |                      |                      |               |
| 580-9900                        | Recorder's Court      | 68,153               | 113,979              | 149,195              | 85,962               | -42.38%       |
|                                 | <b>Subtotal</b>       | <b>\$ 68,153</b>     | <b>\$ 113,979</b>    | <b>\$ 149,195</b>    | <b>\$ 85,962</b>     | -42.38%       |
| <b>Transportation</b>           |                       |                      |                      |                      |                      |               |
| 610-9900                        | Transportation        | 3,967                | 4,169                | 3,776                | 3,828                | 1.37%         |
|                                 | <b>Subtotal</b>       | <b>\$ 3,967</b>      | <b>\$ 4,169</b>      | <b>\$ 3,776</b>      | <b>\$ 3,828</b>      | 1.37%         |
| <b>Non-Departmental</b>         |                       |                      |                      |                      |                      |               |
| 590-2000                        | Contingency           | -                    | -                    | -                    | 80,025               | N/A           |
| 590-3000                        | Non-Categorical       | 1,756,033            | 1,804,513            | 1,501,193            | 5,185,407            | 245.42%       |
| 590-4000                        | Interfund Transfers   | 2,364,471            | 2,475,732            | 2,476,999            | 2,304,227            | -6.98%        |
|                                 | <b>Subtotal</b>       | <b>\$ 4,120,504</b>  | <b>\$ 4,280,245</b>  | <b>\$ 3,978,191</b>  | <b>\$ 7,569,659</b>  | <b>90.28%</b> |
| <b>Total 0102 Public Safety</b> |                       | <b>\$ 21,924,462</b> | <b>\$ 22,749,049</b> | <b>\$ 21,646,140</b> | <b>\$ 25,223,181</b> |               |

\* Unaudited

**SCHEDULE OF EXPENDITURES / OTHER LOST FUND 0102/0109**

**0109-INFRASTRUCTURE**

|                                  | <b>FY17<br/>Actual</b> | <b>FY18<br/>Actual</b> | <b>FY19<br/>Actual*</b> | <b>FY20<br/>Adopted</b> | <b>%<br/>Change</b> |
|----------------------------------|------------------------|------------------------|-------------------------|-------------------------|---------------------|
| <b>Finance</b>                   |                        |                        |                         |                         |                     |
| 200-9901 Finance                 | -                      | -                      | -                       | -                       | N/A                 |
| <b>Subtotal</b>                  | <b>\$ -</b>            | <b>\$ -</b>            | <b>\$ -</b>             | <b>\$ -</b>             | <b>N/A</b>          |
| <b>Information Technology</b>    |                        |                        |                         |                         |                     |
| 210-9901 Information Technology  | 1,106,158              | 949,547                | -                       | 913,610                 | N/A                 |
| <b>Subtotal</b>                  | <b>\$ 1,106,158</b>    | <b>\$ 949,547</b>      | <b>\$ -</b>             | <b>\$ 913,610</b>       | <b>N/A</b>          |
| <b>Engineering</b>               |                        |                        |                         |                         |                     |
| 250-9901 Engineering             | 1,908,532              | 1,016,978              | -                       | 1,700,000               | N/A                 |
| <b>Subtotal</b>                  | <b>\$ 1,908,532</b>    | <b>\$ 1,016,978</b>    | <b>\$ -</b>             | <b>\$ 1,700,000</b>     | <b>N/A</b>          |
| <b>Public Works</b>              |                        |                        |                         |                         |                     |
| 260-9901 Public Works            | 1,138,855              | 1,026,035              | -                       | 750,000                 | N/A                 |
| <b>Subtotal</b>                  | <b>\$ 1,138,855</b>    | <b>\$ 1,026,035</b>    | <b>\$ -</b>             | <b>\$ 750,000</b>       | <b>N/A</b>          |
| <b>Non-Departmental</b>          |                        |                        |                         |                         |                     |
| 590-2000 Contingency             | -                      | -                      | -                       | -                       | N/A                 |
| 590-3000 Non-Categorical         | 322,738                | 299,440                | 265,706                 | 264,535                 | -0.44%              |
| 590 -4000 Interfund Transfers    | 6,004,909              | 6,000,098              | 6,413,196               | 6,825,355               | 6.43%               |
| <b>Subtotal</b>                  | <b>\$ 6,327,647</b>    | <b>\$ 6,299,538</b>    | <b>\$ 6,678,902</b>     | <b>\$ 7,089,890</b>     | <b>6.15%</b>        |
| <b>Total 0109 Infrastructure</b> | <b>\$ 10,481,192</b>   | <b>\$ 9,292,098</b>    | <b>\$ 6,678,902</b>     | <b>\$ 10,453,500</b>    | <b>56.52%</b>       |
| <b>Grand Total</b>               | <b>\$ 32,405,654</b>   | <b>\$ 32,041,147</b>   | <b>\$ 28,325,043</b>    | <b>\$ 35,676,681</b>    | <b>25.95%</b>       |

\* Unaudited



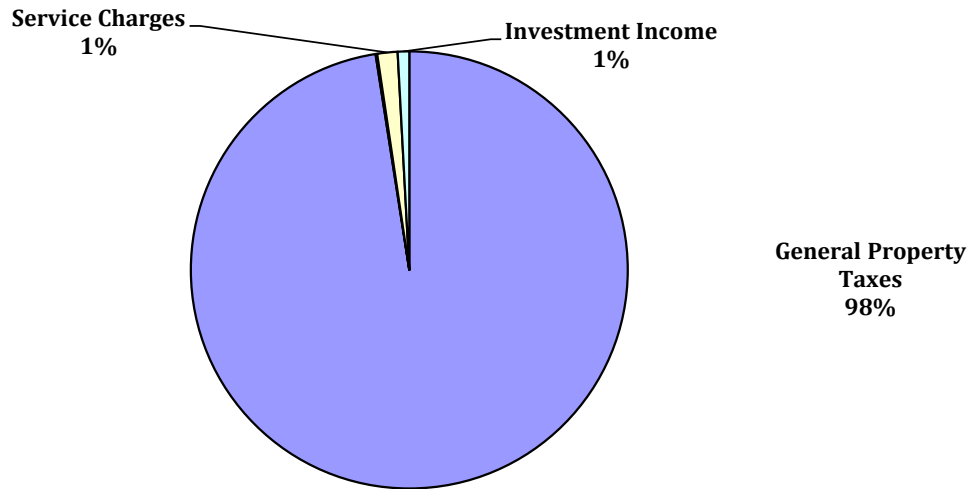
OVERVIEW / STORMWATER FUND 0202

**Stormwater Fund**

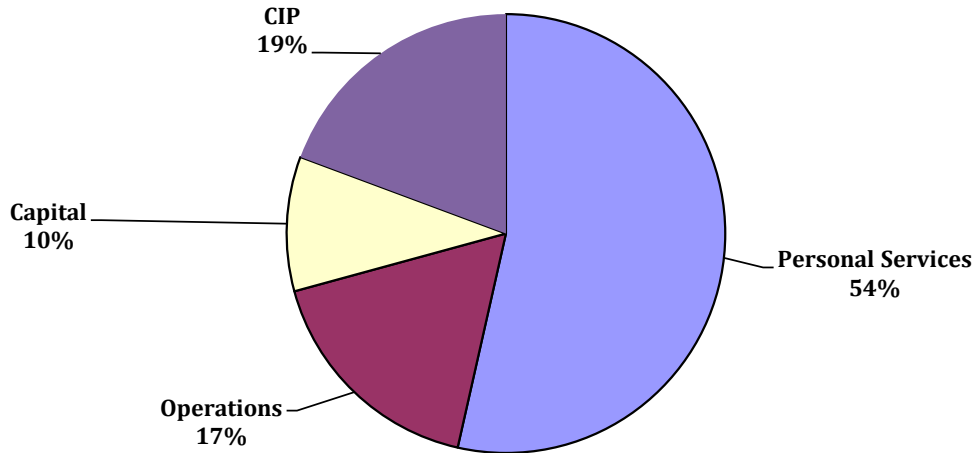
**\$**

**5,867,210**

**Budget by Revenue Source**



**Budget by Expense Category**



The Stormwater (Sewer) Fund accounts for the operations, maintenance and improvement of the stormwater and sewer systems.

**SCHEDULE OF REVENUES / STORMWATER FUND 0202**

|  |  | FY17                | FY18                | FY19                | FY20                | %               |
|--|--|---------------------|---------------------|---------------------|---------------------|-----------------|
|  |  | Actual              | Actual              | Actual*             | Adopted             | Change          |
| <b>General Property Taxes</b>                |  |                     |                     |                     |                     |                 |
| 4001   | Real Property                                  | 4,164,469           | 4,335,659           | 4,377,946           | 5,136,999           | 17.34%          |
| 4002   | Public Utility                                 | 4,843               | -                   | -                   | -                   | N/A             |
| 4003   | Timber   | 38                  | 10                  | -                   | -                   | N/A             |
| 4005   | Personal Property                              | 726,163             | 755,653             | 755,469             | -                   | -100.00%        |
| 4006   | Personal Property-Motor Vehicle                | 462,901             | 486,180             | 462,788             | 420,711             | -9.09%          |
| 4007   | Mobile Homes                                   | 4,816               | 5,290               | 4,744               | -                   | -100.00%        |
| 4012   | Not on Digest-Real & Personal                  | 1,259               | -                   | (953)               | 2,000               | -309.79%        |
| 4015   | Recording Intangibles                          | 90,609              | 90,212              | 94,064              | 80,000              | -14.95%         |
|  | <b>Subtotal</b>                                | <b>\$ 5,455,098</b> | <b>\$ 5,673,004</b> | <b>\$ 5,694,058</b> | <b>\$ 5,639,710</b> | <b>-0.95%</b>   |
| <b>Penalties &amp; Interest</b>              |  |                     |                     |                     |                     |                 |
| 4150   | Ad Valorem                                     | 8,173               | 88,338              | 79,130              | 75,000              | -5.22%          |
| 4151   | Auto   | 6,840               | 6,396               | 5,315               | 7,500               | 41.10%          |
|  | <b>Subtotal</b>                                | <b>\$ 15,013</b>    | <b>\$ 94,734</b>    | <b>\$ 84,445</b>    | <b>\$ 82,500</b>    | <b>-2.30%</b>   |
| <b>Total General Property Taxes</b>          |  | <b>\$ 5,470,111</b> | <b>\$ 5,767,738</b> | <b>\$ 5,778,503</b> | <b>\$ 5,722,210</b> | <b>-0.97%</b>   |
| <b>Intergovernmental</b>                     |  |                     |                     |                     |                     |                 |
| 4400   | Payment in Lieu of Taxes-<br>Housing Authority | 7,129               | 6,437               | 7,472               | 7,000               | -6.32%          |
| <b>Total Intergovernmental</b>               |  | <b>\$ 7,129</b>     | <b>\$ 6,437</b>     | <b>\$ 7,472</b>     | <b>\$ 7,000</b>     | <b>-6.32%</b>   |
| <b>Charges For Services</b>                  |  |                     |                     |                     |                     |                 |
| <b>Streets &amp; Public Improvement Fees</b> |  |                     |                     |                     |                     |                 |
| 4464   | Land Disturbance Fees                          | 11,520              | 13,800              | 10,453              | 8,000               | -23.47%         |
| 4593   | Street Repair Reimbursement                    | -                   | -                   | -                   | -                   | N/A             |
| 4596   | Erosion Control                                | 139,770             | 167,509             | 107,993             | 80,000              | -25.92%         |
|  | <b>Subtotal</b>                                | <b>\$ 151,290</b>   | <b>\$ 181,309</b>   | <b>\$ 118,446</b>   | <b>\$ 88,000</b>    | <b>-25.70%</b>  |
| <b>Other Charges for Services</b>            |  |                     |                     |                     |                     |                 |
| 4359   | Misc State Revenue                             | -                   | -                   | 1,500               | -                   | -100.00%        |
| 4837   | Miscellaneous                                  | 350                 | 93                  | 144                 | -                   | -100.00%        |
|  | <b>Subtotal</b>                                | <b>\$ 350</b>       | <b>\$ 93</b>        | <b>\$ 1,644</b>     | <b>\$ -</b>         | <b>-100.00%</b> |
| <b>Total Charges For Services</b>            |  | <b>\$ 151,640</b>   | <b>\$ 181,402</b>   | <b>\$ 120,089</b>   | <b>\$ 88,000</b>    | <b>-26.72%</b>  |
| <b>Investment Income</b>                     |  |                     |                     |                     |                     |                 |
| 4772   | Gains/Losses on Investments                    | (53,750)            | (88,986)            | (5,898)             | -                   | -100.00%        |
| 4780   | Investment Interest                            | 109,026             | 132,009             | 156,021             | 50,000              | -67.95%         |
| 4862   | Sale of Salvage                                | -                   | -                   | -                   | -                   | N/A             |
| <b>Total Investment Income</b>               |  | <b>\$ 55,276</b>    | <b>\$ 43,023</b>    | <b>\$ 150,123</b>   | <b>\$ 50,000</b>    | <b>-66.69%</b>  |
| <b>Grand Total</b>                           |  | <b>\$ 5,684,156</b> | <b>\$ 5,998,600</b> | <b>\$ 6,056,187</b> | <b>\$ 5,867,210</b> | <b>-3.12%</b>   |

\* Unaudited

**SCHEDULE OF EXPENDITURES / STORMWATER FUND 0202**

|                        |                             | <b>FY17</b>         | <b>FY18</b>         | <b>FY19</b>         | <b>FY20</b>         | <b>%</b>      |
|------------------------|-----------------------------|---------------------|---------------------|---------------------|---------------------|---------------|
|                        |                             | <b>Actual</b>       | <b>Actual</b>       | <b>Actual*</b>      | <b>Adopted</b>      | <b>Change</b> |
| <b>Engineering</b>     |                             |                     |                     |                     |                     |               |
| 250-2300               | Drainage                    | 431,918             | 317,159             | 306,158             | 420,348             | 37.30%        |
| 250-2600               | Stormwater                  | 263,117             | 320,797             | 269,134             | 371,514             | 38.04%        |
|                        | <b>Subtotal</b>             | <b>\$ 695,035</b>   | <b>\$ 637,956</b>   | <b>\$ 575,292</b>   | <b>\$ 791,862</b>   | <b>37.65%</b> |
| <b>Public Services</b> |                             |                     |                     |                     |                     |               |
| 260-3210               | Sewer Maintenance           | 3,202,757           | 3,102,629           | 3,220,442           | 3,309,409           | 2.76%         |
| 260-3710               | Other Maintenance & Repairs | -                   | -                   | -                   | 5,000               | N/A           |
|                        | <b>Subtotal</b>             | <b>\$ 3,202,757</b> | <b>\$ 3,102,629</b> | <b>\$ 3,220,442</b> | <b>\$ 3,314,409</b> | <b>2.92%</b>  |
| <b>Non-Categorical</b> |                             |                     |                     |                     |                     |               |
| 590-2000               | Contingency                 | -                   | -                   | 56,340              | 23,608              | -58.10%       |
| 590-3000               | Non-Categorical             | 347,290             | 375,300             | 302,528             | 340,233             | 12.46%        |
| 590-4000               | Interfund Transfers         | 1,003,179           | 4,087,642           | 1,145,602           | 1,397,098           | 21.95%        |
|                        | <b>Subtotal</b>             | <b>\$ 1,350,469</b> | <b>\$ 4,462,942</b> | <b>\$ 1,504,470</b> | <b>\$ 1,760,939</b> | <b>17.05%</b> |
| <b>Grand Total</b>     |                             | <b>\$ 5,248,261</b> | <b>\$ 8,203,527</b> | <b>\$ 5,300,204</b> | <b>\$ 5,867,210</b> | <b>10.70%</b> |

\* Unaudited

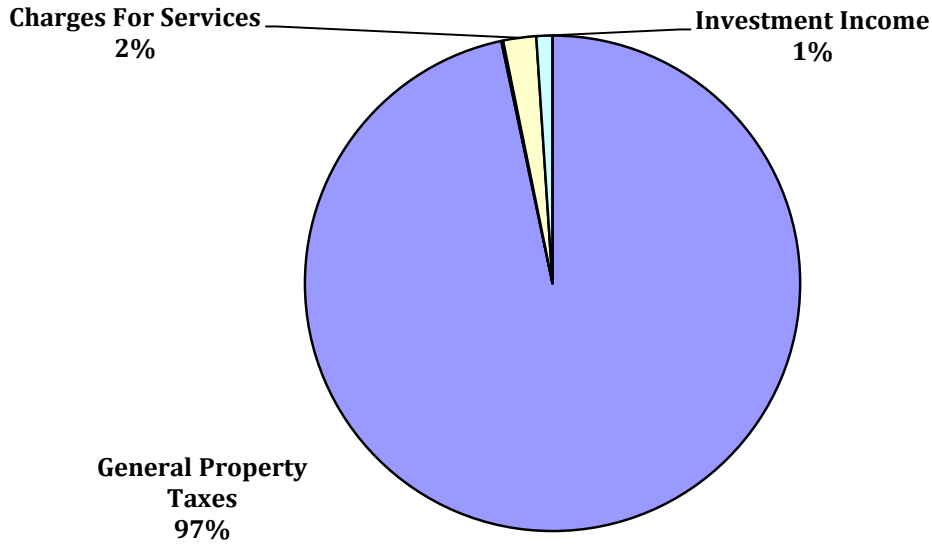
OVERVIEW / PAVING FUND 0203

**Paving Fund**

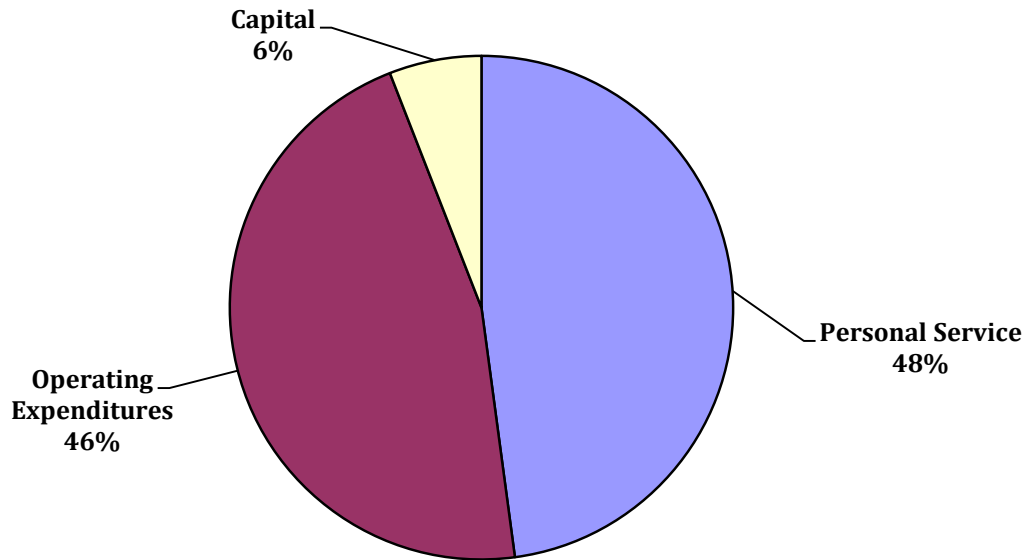
**\$**

**16,677,365**

**Budget by Revenue Source**



**Budget by Expense Category**



The Paving Fund accounts for maintenance of and improvements to the City's roads and bridges.

**SCHEDULE OF REVENUES / PAVING FUND 0203**

|                                     |  | <b>FY17</b>          | <b>FY18</b>          | <b>FY19</b>          | <b>FY20</b>          | <b>%</b>        |
|-------------------------------------|--|----------------------|----------------------|----------------------|----------------------|-----------------|
|                                     |  | <b>Actual</b>        | <b>Actual</b>        | <b>Actual*</b>       | <b>Adopted</b>       | <b>Change</b>   |
| <b>General Property Taxes</b>       |  |                      |                      |                      |                      |                 |
| 4001                                | Real Property                              | 11,551,451           | 12,026,640           | 12,143,653           | 14,391,483           | 18.51%          |
| 4002                                | Public Utility                             | 13,434               | -                    | -                    | -                    | N/A             |
| 4003                                | Timber                                     | 105                  | 27                   | -                    | -                    | N/A             |
| 4005                                | Personal Property                          | 2,014,238            | 2,096,039            | 2,095,516            | -                    | -100.00%        |
| 4006                                | Personal Property-Motor Vehicle            | 1,284,016            | 1,348,589            | 1,283,702            | 1,261,987            | -1.69%          |
| 4007                                | Mobile Homes                               | 13,361               | 14,675               | 13,161               | -                    | -100.00%        |
| 4012                                | Not on Digest-Real & Personal              | 3,491                | -                    | (2,644)              | -                    | -100.00%        |
| 4015                                | Recording Intangibles                      | 251,332              | 250,232              | 260,915              | 250,000              | -4.18%          |
|                                     | <b>Subtotal</b>                            | <b>\$ 15,131,428</b> | <b>\$ 15,736,202</b> | <b>\$ 15,794,303</b> | <b>\$ 15,903,470</b> | <b>0.69%</b>    |
| <b>Penalties &amp; Interest</b>     |  |                      |                      |                      |                      |                 |
| 4150                                | Ad Valorem                                 | 22,671               | 245,033              | 219,489              | 200,000              | -8.88%          |
| 4151                                | Auto                                       | 18,972               | 17,742               | 14,744               | 20,000               | 35.65%          |
|                                     | <b>Subtotal</b>                            | <b>\$ 41,643</b>     | <b>\$ 262,775</b>    | <b>\$ 234,233</b>    | <b>\$ 220,000</b>    | <b>-6.08%</b>   |
| <b>Total General Property Taxes</b> |  | <b>\$ 15,173,071</b> | <b>\$ 15,998,977</b> | <b>\$ 16,028,536</b> | <b>\$ 16,123,470</b> | <b>0.59%</b>    |
| <b>Intergovernmental</b>            |  |                      |                      |                      |                      |                 |
| 4376                                | Disaster Reimbursement                     | -                    | 139,121              | 53,948               | -                    | -100.00%        |
| 4394                                | GEMA                                       | 268,953              | -                    | -                    | -                    | N/A             |
| 4400                                | Payment in Lieu of Taxes-Housing Authority | \$ 19,775            | \$ 17,855            | \$ 20,725            | 20,000               | -3.50%          |
| <b>Total Intergovernmental</b>      |  | <b>\$ 288,728</b>    | <b>\$ 156,976</b>    | <b>\$ 74,673</b>     | <b>\$ 20,000</b>     | <b>-73.22%</b>  |
| <b>Charges For Services</b>         |  |                      |                      |                      |                      |                 |
| 4837                                | Miscellaneous                              | 1,472                | 808                  | 982                  | -                    | -100.00%        |
| 4853                                | Claims/Settlements                         | -                    | -                    | -                    | -                    | N/A             |
|                                     | <b>Subtotal</b>                            | <b>\$ 1,472</b>      | <b>\$ 808</b>        | <b>\$ 982</b>        | <b>\$ -</b>          | <b>-100.00%</b> |
| <b>Special Assessments</b>          |  |                      |                      |                      |                      |                 |
| 4593                                | Street Repair Reimbursement                | \$ 16,584            | \$ 23,640            | \$ 27,910            | 16,000               | -42.67%         |
|                                     | <b>Subtotal</b>                            | <b>\$ 16,584</b>     | <b>\$ 23,640</b>     | <b>\$ 27,910</b>     | <b>\$ 16,000</b>     | <b>-42.67%</b>  |
| <b>State Road Maintenance Fee</b>   |  |                      |                      |                      |                      |                 |
| 4597                                | Maintaining State Highways                 | 342,895              | 342,895              | 342,895              | 342,895              | 0.00%           |
|                                     | <b>Subtotal</b>                            | <b>\$ 342,895</b>    | <b>\$ 342,895</b>    | <b>\$ 342,895</b>    | <b>\$ 342,895</b>    | <b>0.00%</b>    |
| <b>Other Fees</b>                   |  |                      |                      |                      |                      |                 |
| 4599                                | Public Service Clean-Up Fees               | \$ -                 | \$ 792               | \$ -                 | \$ -                 | N/A             |
|                                     | <b>Subtotal</b>                            | <b>\$ -</b>          | <b>\$ 792</b>        | <b>\$ -</b>          | <b>\$ -</b>          | <b>N/A</b>      |
| <b>Total Charges For Services</b>   |  | <b>\$ 360,951</b>    | <b>\$ 368,135</b>    | <b>\$ 371,787</b>    | <b>\$ 358,895</b>    | <b>-3.47%</b>   |

\* Unaudited

**SCHEDULE OF REVENUES / PAVING FUND 0203**

|   | <b>FY17</b>          | <b>FY18</b>          | <b>FY19</b>          | <b>FY20</b>          | <b>%</b>        |
|---|----------------------|----------------------|----------------------|----------------------|-----------------|
|   | <b>Actual</b>        | <b>Actual</b>        | <b>Actual*</b>       | <b>Adopted</b>       | <b>Change</b>   |
| <b>Investment Income</b>                      |                      |                      |                      |                      |                 |
| 4772 Gains/Losses on Investments              | (277,108)            | (205,451)            | 4,771                | -                    | -100.00%        |
| 4780 Investment Interest                      | 329,918              | 228,454              | 265,807              | 175,000              | -34.16%         |
| 4907 Sale of Assets                           | -                    | -                    | -                    | -                    | N/A             |
| <b>Total Investment Income</b>                | <b>\$ 52,810</b>     | <b>\$ 23,003</b>     | <b>\$ 270,577</b>    | <b>\$ 175,000</b>    | <b>-35.32%</b>  |
| <b>Rents &amp; Royalties</b>                  |                      |                      |                      |                      |                 |
| 4879 Sale of Planning & Development Documents | -                    | 426                  | 517                  | -                    | -100.00%        |
| <b>Total Rents &amp; Royalties</b>            | <b>\$ -</b>          | <b>\$ 426</b>        | <b>\$ 517</b>        | <b>\$ -</b>          | <b>-100.00%</b> |
| <b>Use Of Fund Balance</b>                    | <b>\$ -</b>          | <b>\$ -</b>          | <b>\$ -</b>          | <b>\$ -</b>          |                 |
| <b>Grand Total</b>                            | <b>\$ 15,875,560</b> | <b>\$ 16,547,517</b> | <b>\$ 16,746,091</b> | <b>\$ 16,677,365</b> | <b>-0.41%</b>   |

\* Unaudited

**SCHEDULE OF EXPENDITURES / PAVING FUND 0203**

|  | <b>FY17</b>          | <b>FY18</b>          | <b>FY19</b>          | <b>FY20</b>          | <b>%</b>       |
|--|----------------------|----------------------|----------------------|----------------------|----------------|
|  | <b>Actual</b>        | <b>Actual</b>        | <b>Actual*</b>       | <b>Adopted</b>       | <b>Change</b>  |
| <b>Engineering</b>   |                      |                      |                      |                      |                |
| 250-2200 Highways & Roads  | 928,572              | 1,092,605            | 1,027,333            | 1,191,897            | 16.02%         |
| <b>Subtotal</b>  | <b>\$ 928,572</b>    | <b>\$ 1,092,605</b>  | <b>\$ 1,027,333</b>  | <b>\$ 1,191,897</b>  | <b>16.02%</b>  |
| <b>Public Services</b>   |                      |                      |                      |                      |                |
| 260-2100 Street Improvements   | -                    | -                    | -                    | -                    | N/A            |
| 260-3110 Repairs & Maintenance   | 4,035,598            | 3,866,975            | 4,556,432            | 4,115,562            | -9.68%         |
| 260-3120 Right-of-Way Maintenance  | 6,240,183            | 6,709,129            | 7,288,821            | 7,891,981            | 8.28%          |
| 260-3130 Community Services-Right-of Way Maintenance Other Maintenance & | 230,575              | 214,687              | 271,523              | 344,037              | 26.71%         |
| 260-3710 Repairs   | -                    | 211                  | -                    | 5,000                | N/A            |
| <b>Subtotal</b>  | <b>\$ 10,506,356</b> | <b>\$ 10,791,002</b> | <b>\$ 12,116,775</b> | <b>\$ 12,356,580</b> | <b>1.98%</b>   |
| <b>Non-Categorical</b>   |                      |                      |                      |                      |                |
| 590-2000 Contingency   | -                    | -                    | -                    | 60,396               | N/A            |
| 590-3000 Non-Categorical   | 1,090,347            | 1,203,360            | 953,597              | 1,035,516            | 8.59%          |
| 590-4000 Interfund Transfers   | 8,023,274            | 4,669,569            | 3,615,144            | 2,032,976            | -43.77%        |
| <b>Subtotal</b>  | <b>\$ 9,113,621</b>  | <b>\$ 5,872,929</b>  | <b>\$ 4,568,741</b>  | <b>\$ 3,128,888</b>  | <b>-31.52%</b> |
| <b>Grand Total</b>   | <b>\$ 20,548,549</b> | <b>\$ 17,756,536</b> | <b>\$ 17,712,849</b> | <b>\$ 16,677,365</b> | <b>-5.85%</b>  |

\* Unaudited

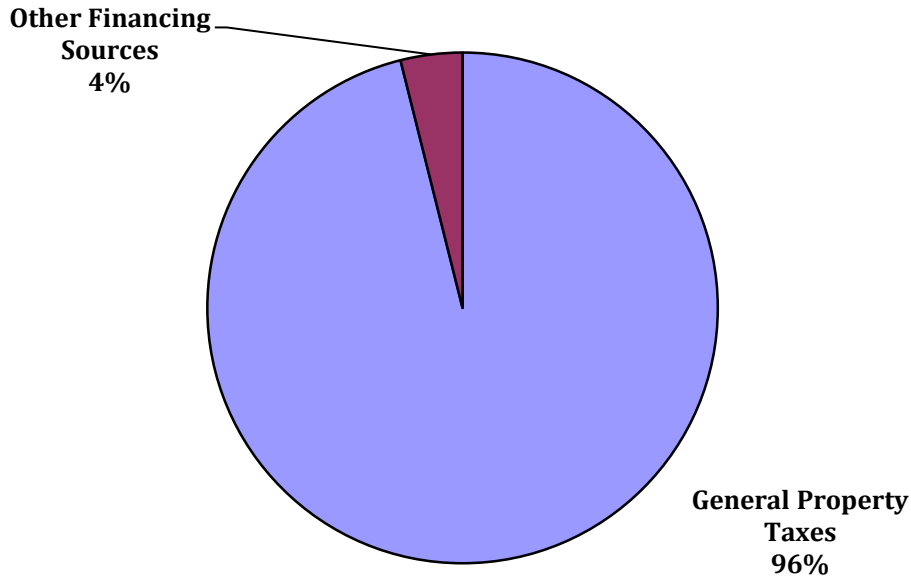
**OVERVIEW / MEDICAL CENTER FUND 0204**

**Medical Center Fund**

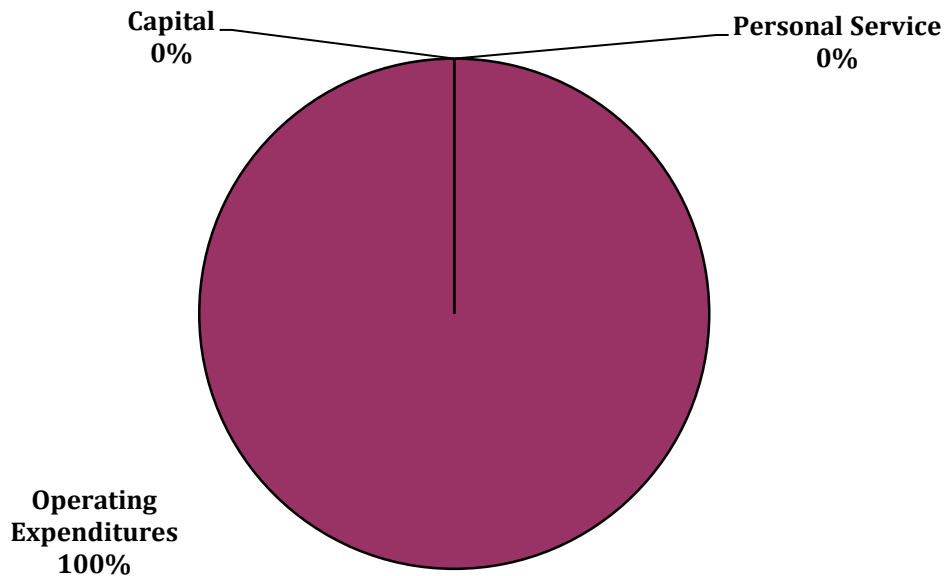
**\$**

**15,343,646**

**Budget by Revenue Source**



**Budget by Expense Category**



The Medical Center Fund account funds payment for inpatient and outpatient medical care for indigent residents of Columbus as well as a portion of medical costs for prisoners in custody at the Muscogee County Jail and Muscogee County Prison. It is funded by contract based on the collections of a 3.00 mill levy.

**SCHEDULE OF REVENUES / MEDICAL CENTER FUND 0204**

|                                      | FY17<br>Actual       | FY18<br>Actual       | FY19<br>Actual*      | FY20<br>Adopted      | %<br>Change  |
|--------------------------------------|----------------------|----------------------|----------------------|----------------------|--------------|
| <b>General Property Taxes</b>        |                      |                      |                      |                      |              |
| 4001 Real Property                   | 10,917,685           | 11,412,885           | 11,461,953           | 13,650,063           | 19.09%       |
| 4003 Timber                          | 571                  | 146                  | -                    | -                    | N/A          |
| 4005 Personal Property               | 1,903,674            | 1,980,984            | 1,986,698            | -                    | -100.00%     |
| 4006 Motor Vehicles                  | 1,203,263            | 1,263,775            | 1,205,313            | 1,093,583            | -9.27%       |
| 4007 Mobile Homes                    | 11,652               | 12,798               | 11,478               | -                    | -100.00%     |
| <b>Total General Property Taxes</b>  | <b>\$ 14,036,845</b> | <b>\$ 14,670,588</b> | <b>\$ 14,665,442</b> | <b>\$ 14,743,646</b> | <b>0.53%</b> |
| <b>Other Financing Sources</b>       |                      |                      |                      |                      |              |
| 4837 Miscellaneous                   | -                    | -                    | -                    | -                    | N/A          |
| 4931 Transfer In-General Fund        | 600,000              | 637,789              | 600,000              | 600,000              | 0.00%        |
| <b>Total Other Financing Sources</b> | <b>\$ 600,000</b>    | <b>\$ 637,789</b>    | <b>\$ 600,000</b>    | <b>\$ 600,000</b>    | <b>0.00%</b> |
| <b>Grand Total</b>                   | <b>\$ 14,636,845</b> | <b>\$ 15,308,377</b> | <b>\$ 15,265,442</b> | <b>\$ 15,343,646</b> | <b>0.51%</b> |

\* Unaudited

**SCHEDULE OF EXPENDITURES / MEDICAL CENTER FUND 0204**

|                         | FY17<br>Actual       | FY18<br>Actual       | FY19<br>Actual*      | FY20<br>Adopted      | %<br>Change  |
|-------------------------|----------------------|----------------------|----------------------|----------------------|--------------|
| 200-3000 Medical Center | 14,565,995           | 14,921,954           | 15,132,095           | 15,343,646           | 1.40%        |
| <b>Grand Total</b>      | <b>\$ 14,565,995</b> | <b>\$ 14,921,954</b> | <b>\$ 15,132,095</b> | <b>\$ 15,343,646</b> | <b>1.40%</b> |

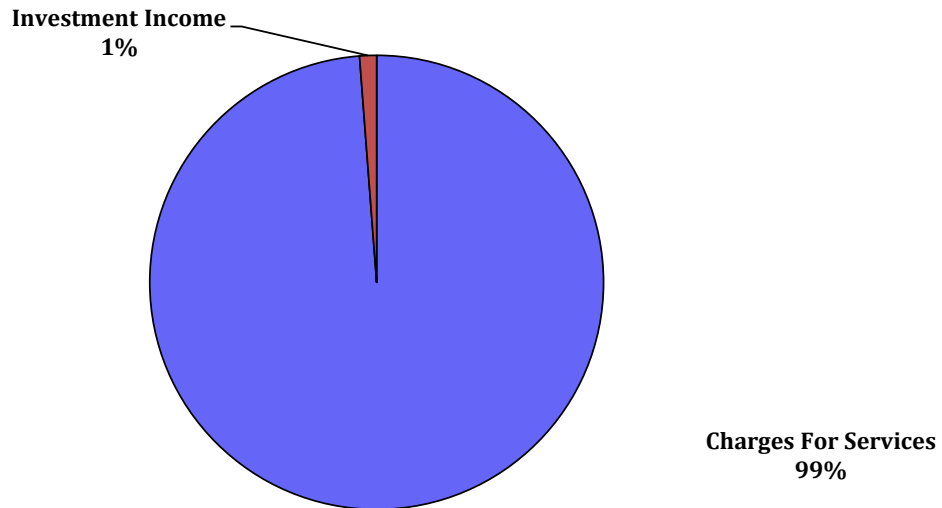
\* Unaudited



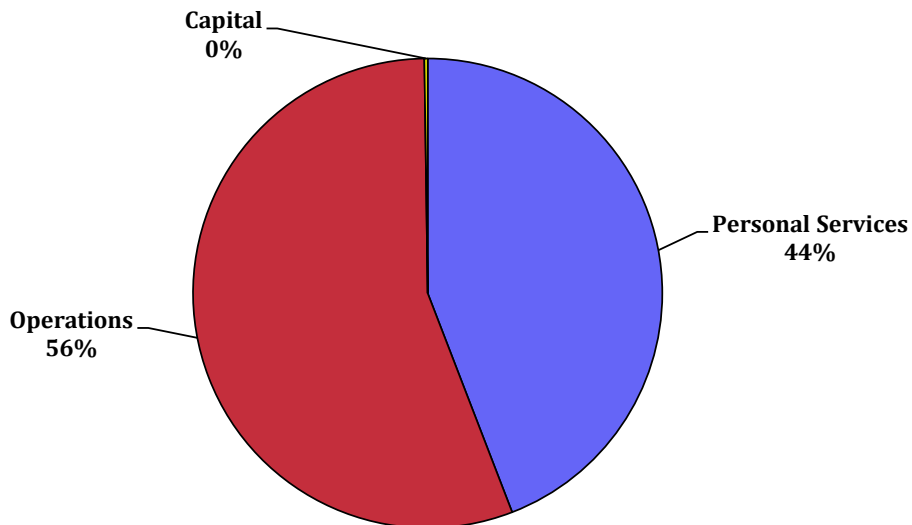
OVERVIEW / INTEGRATED WASTE MANAGEMENT FUND 0207

**Integrated Waste Management Fund      \$                      13,270,000**

**Budget by Revenue Source**



**Budget by Expense Category**



The Integrated Waste Management Fund accounts for the expenses associated with the collection and disposal of solid waste and recycling in Muscogee County.

**SCHEDULE OF REVENUES / INTEGRATED WASTE MANAGEMENT FUND 0207**

|  | FY17<br>Actual | FY18<br>Actual | FY19<br>Actual* | FY20<br>Adopted | %<br>Change |
|--|----------------|----------------|-----------------|-----------------|-------------|
| <b>Intergovernmental</b>               |                |                |                 |                 |             |
| 4376 Disaster Reimbursement            | -              | 149,496        | 46,374          | -               | -100.00%    |
| <b>Total Intergovernmental</b>         | \$ -           | \$ 149,496     | \$ 46,374       | \$ -            | -100.00%    |
| <b>Charges For Services</b>            |                |                |                 |                 |             |
| <b>Sanitation</b>                      |                |                |                 |                 |             |
| 4550 Inert Landfill Fees-Granite Bluff | 76,408         | 84,863         | 70,535          | 75,000          | 6.33%       |
| 4552 Commercial Solid Waste            | 81,860         | 69,240         | 56,220          | 60,000          | 6.72%       |
| 4553 Residential Solid Waste           | 11,244,767     | 11,246,011     | 11,983,449      | 11,880,000      | -0.86%      |
| 4556 Inert Landfill Fees-Oxbow         | -              | -              | -               | -               | N/A         |
| 4557 Pine Grove Landfill               | 399,644        | 425,190        | 667,678         | 450,000         | -32.60%     |
| <b>Subtotal</b>                        | \$ 11,802,679  | \$ 11,825,304  | \$ 12,777,882   | \$ 12,465,000   | -2.45%      |
| <b>Other Fees</b>                      |                |                |                 |                 |             |
| 4558 Recycling Fees                    | 703,458        | 673,528        | 576,035         | 615,000         | 6.76%       |
| 4588 Tree Fee                          | 37,987         | 60,157         | 43,074          | 30,000          | -30.35%     |
| 4837 Miscellaneous                     | 2,995          | 318            | 418             | -               | -100.00%    |
| 4840 Rebates                           | 3,831          | -              | -               | -               | N/A         |
| <b>Subtotal</b>                        | 748,271        | 734,003        | 619,527         | 645,000         | 4.11%       |
| <b>Total Charges For Services</b>      | \$ 12,550,950  | \$ 12,559,307  | \$ 13,397,409   | \$ 13,110,000   | -2.15%      |
| <b>Investment Income</b>               |                |                |                 |                 |             |
| 4772 Gains/Losses on Investments       | (108,286)      | (207,903)      | (190,981)       | -               | -100.00%    |
| 4780 Investment Interest               | 194,878        | 274,226        | 406,065         | 160,000         | -60.60%     |
| <b>Total Investment Income</b>         | \$ 86,592      | \$ 66,323      | \$ 215,085      | \$ 160,000      | -25.61%     |
| <b>Other Financing Sources</b>         |                |                |                 |                 |             |
| 4906 Property Sales                    | 9,300          | (4,000)        | -               | -               | N/A         |
| 4908 Gain on Sale of Assets            | 112,887        | 59,700         | 29,200          | -               | -100.00%    |
| 4931 Transfer In-General Fund          | -              | -              | -               | -               | N/A         |
| 4998 Transfer In-OLOST                 | -              | -              | -               | -               | N/A         |
| <b>Total Other Financing Sources</b>   | \$ 122,187     | \$ 55,700      | \$ 29,200       | \$ -            | -100.00%    |
| <b>Grand Total</b>                     | \$ 12,759,729  | \$ 12,830,826  | \$ 13,688,067   | \$ 13,270,000   | -3.05%      |

\* Unaudited

**SCHEDULE OF EXPENDITURES / INTEGRATED WASTE MANAGEMENT FUND 0207**

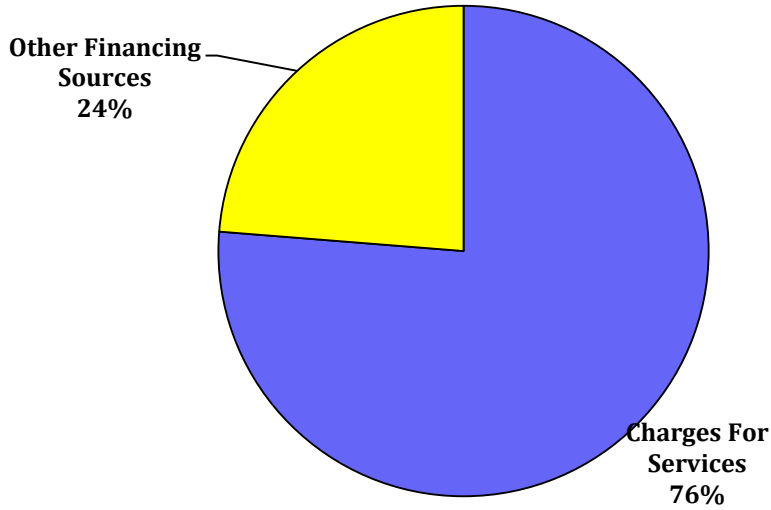
|                                   | <b>FY17<br/>Actual</b> | <b>FY18<br/>Actual</b> | <b>FY19<br/>Actual*</b> | <b>FY20<br/>Adopted</b> | <b>%<br/>Change</b> |
|-----------------------------------|------------------------|------------------------|-------------------------|-------------------------|---------------------|
| <b>Public Works</b>               |                        |                        |                         |                         |                     |
| 260-3510 Solid Waste Collection   | 5,537,305              | 5,549,369              | 6,973,952               | 5,885,662               | -15.61%             |
| 260-3520 Recycling                | 921,327                | 1,131,313              | 953,813                 | 1,246,658               | 30.70%              |
| 260-3540 Granite Bluff Inert LF   | 251,381                | 313,384                | 421,921                 | 317,298                 | -24.80%             |
| 260-3550 Oxbow Meadow Inert LF    | -                      | -                      | 19,424                  | -                       | -100.00%            |
| 260-3560 Pine Grove Landfill      | 1,711,566              | 5,880,016              | 2,524,046               | 2,011,292               | -20.31%             |
| 260-3570 Recycling Sustain Center | 1,017,174              | 1,040,172              | 1,334,267               | 844,048                 | -36.74%             |
| 260-3580 Recycling - Ft Benning   | 14,307                 | -                      | -                       | -                       | N/A                 |
| 260-3710 Other Maint Repairs      | 12,419                 | 12,135                 | 5,746                   | 13,580                  | 136.32%             |
| <b>Subtotal</b>                   | <b>\$ 9,465,479</b>    | <b>\$ 13,926,389</b>   | <b>\$ 12,233,169</b>    | <b>\$ 10,318,538</b>    | <b>-15.65%</b>      |
| <b>Parks &amp; Recreation</b>     |                        |                        |                         |                         |                     |
| 270-3150 Refuse Collection- Parks | 114,770                | 111,737                | 74,986                  | 84,841                  | 13.14%              |
| <b>Subtotal</b>                   | <b>\$ 114,770</b>      | <b>\$ 111,737</b>      | <b>\$ 74,986</b>        | <b>\$ 84,841</b>        | <b>13.14%</b>       |
| <b>Non-Categorical</b>            |                        |                        |                         |                         |                     |
| 590-2000 Contingency              | -                      | -                      | -                       | 41,741                  | N/A                 |
| 590-3000 Non-Categorical          | 1,269,886              | 178,538                | 894,287                 | 1,050,797               | 17.50%              |
| 590-4000 Interfund Transfers      | -                      | 1,195,027              | 1,211,806               | 1,774,083               | 46.40%              |
| <b>Subtotal</b>                   | <b>\$ 1,269,886</b>    | <b>\$ 1,373,565</b>    | <b>\$ 2,106,094</b>     | <b>\$ 2,866,621</b>     | <b>36.11%</b>       |
| <b>Grand Total</b>                | <b>\$ 10,850,135</b>   | <b>\$ 15,411,691</b>   | <b>\$ 14,414,248</b>    | <b>\$ 13,270,000</b>    | <b>-7.94%</b>       |

\* Unaudited

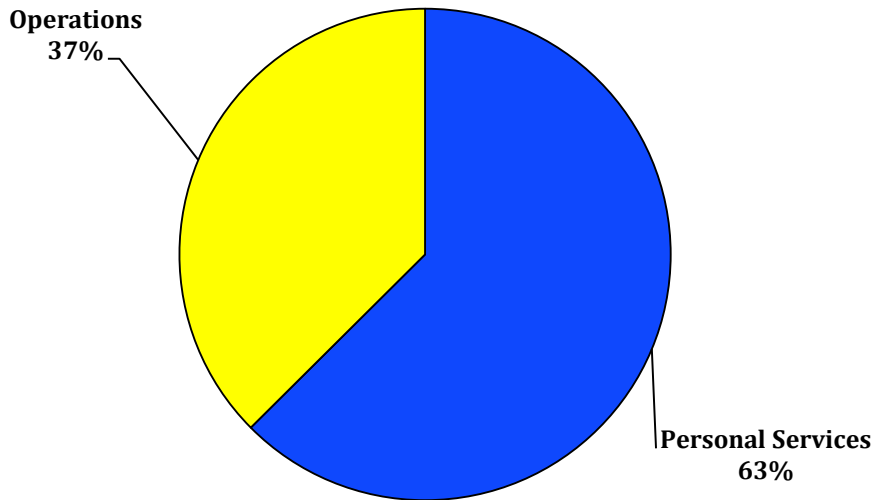
**OVERVIEW / EMERGENCY TELEPHONE FUND 0209**

**Emergency Telephone Fund                      \$                      3,959,990**

**Budget by Revenue Source**



**Budget by Expense Category**



The Emergency Telephone Fund accounts for expenses for the Emergency 911 System that ensures public safety departments respond quickly to emergency situations.

**SCHEDULE OF REVENUES / EMERGENCY TELEPHONE FUND 0209**

|                                      | FY17<br>Actual      | FY18<br>Actual      | FY19<br>Actual*     | FY20<br>Adopted     | %<br>Change    |
|--------------------------------------|---------------------|---------------------|---------------------|---------------------|----------------|
| <b>Charges For Services</b>          |                     |                     |                     |                     |                |
| 4500 Emergency Telephone             | 1,208,299           | 1,162,636           | 1,998,964           | 1,120,000           | -43.97%        |
| 4519 Prepaid Wireless                | 382,395             | 288,508             | 658,337             | 400,000             | -39.24%        |
| 4514 Wireless Surcharge              | 1,367,271           | 1,399,941           | 1,114,967           | 1,500,000           | 34.53%         |
| 4802 Donations                       | -                   | -                   | 69,457              | -                   |                |
| 4837 Miscellaneous                   | 54                  | 44                  | 54                  | -                   | -100.00%       |
| <b>Total Charges For Services</b>    | <b>\$ 2,958,019</b> | <b>\$ 2,851,129</b> | <b>\$ 3,841,779</b> | <b>\$ 3,020,000</b> | <b>-21.39%</b> |
| <b>Investment Income</b>             |                     |                     |                     |                     |                |
| 4772 Gains/Losses on                 | -                   | -                   | -                   | -                   | N/A            |
| 4780 Investment Interest             | -                   | -                   | -                   | -                   | N/A            |
| <b>Total Investment Income</b>       | <b>\$ -</b>         | <b>\$ -</b>         | <b>\$ -</b>         | <b>\$ -</b>         | <b>N/A</b>     |
| <b>Other Financing Sources</b>       |                     |                     |                     |                     |                |
| 4931 Transfers In-General            | -                   | -                   | -                   | -                   | N/A            |
| 4998 Transfers In-OLOST              | 914,398             | 866,523             | -                   | 939,990             | N/A            |
| <b>Total Other Financing Sources</b> | <b>\$ 914,398</b>   | <b>\$ 866,523</b>   | <b>\$ -</b>         | <b>\$ 939,990</b>   | <b>N/A</b>     |
| <b>Grand Total</b>                   | <b>\$ 3,872,417</b> | <b>\$ 3,717,652</b> | <b>\$ 3,841,779</b> | <b>\$ 3,959,990</b> | <b>3.08%</b>   |

\* Unaudited

**SCHEDULE OF EXPENDITURES / EMERGENCY TELEPHONE FUND 0209**

|                              | FY17<br>Actual      | FY18<br>Actual      | FY19<br>Actual*     | FY20<br>Adopted     | %<br>Change  |
|------------------------------|---------------------|---------------------|---------------------|---------------------|--------------|
| <b>E-911</b>                 |                     |                     |                     |                     |              |
| 400-3220 E-911               | 3,663,186           | 3,506,378           | 3,630,231           | 3,734,545           | 2.87%        |
| <b>Subtotal</b>              | <b>3,663,186</b>    | <b>3,506,378</b>    | <b>3,630,231</b>    | <b>3,734,545</b>    | <b>2.87%</b> |
| <b>Non Categorical</b>       |                     |                     |                     |                     |              |
| 590-2000 Contingency         | -                   | -                   | -                   | 18,500              | N/A          |
| 590-3000 Non-Categorical     | 209,232             | 211,277             | 211,548             | 206,945             | -2.18%       |
| 590-4000 Interfund Transfers | -                   | -                   | -                   | -                   | N/A          |
| <b>Subtotal</b>              | <b>\$ 209,232</b>   | <b>\$ 211,277</b>   | <b>\$ 211,548</b>   | <b>\$ 225,445</b>   | <b>6.57%</b> |
| <b>Grand Total</b>           | <b>\$ 3,872,418</b> | <b>\$ 3,717,655</b> | <b>\$ 3,841,779</b> | <b>\$ 3,959,990</b> | <b>3.08%</b> |

\* Unaudited

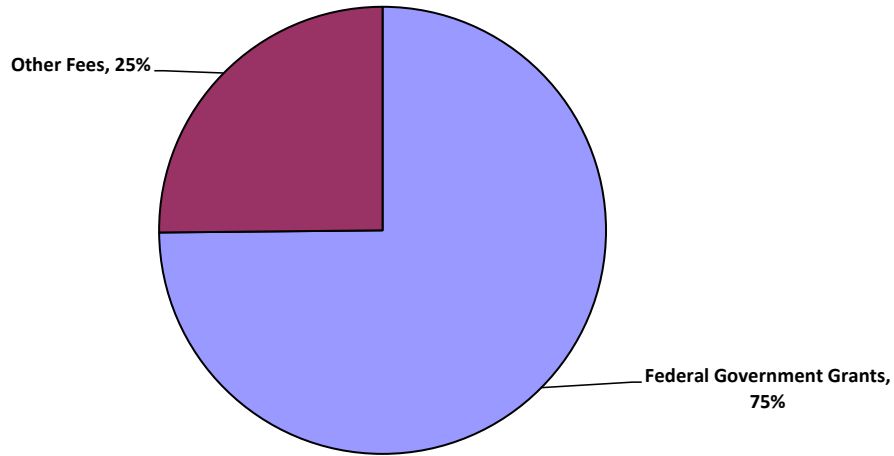
OVERVIEW / CDBG FUND 0210

**Community Development Block Grant Fund**

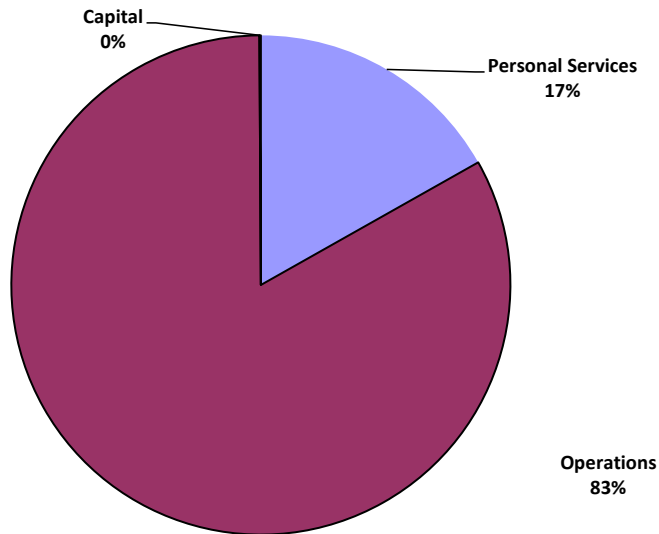
**\$**

**2,115,024**

**Budget by Revenue Source**



**Budget by Expense Category**



The Community Development Block Grant (CDBG) Fund accounts for grant monies received from the Department of Housing and Urban Development under the Community Development Block Grant Program.

**SCHEDULE OF REVENUES / CDBG FUND 0210**

|   | FY17<br>Actual | FY18<br>Actual | FY19<br>Actual* | FY20<br>Adopted | %        |
|---|----------------|----------------|-----------------|-----------------|----------|
|   |                |                |                 |                 | Change   |
| <b>Federal Government Grants</b>                      |                |                |                 |                 |          |
| 4311 HUD Entitlement                                  | 1,866,578      | 1,160,174      | 808,568         | 1,583,024       | 95.78%   |
| <b>Total Federal Government Grants</b>                | \$ 1,866,578   | \$ 1,160,174   | \$ 808,568      | \$ 1,583,024    | 95.78%   |
| <b>Payments in Lieu of Taxes</b>                      |                |                |                 |                 |          |
| 4417 CDBG Program Income                              | -              | -              | -               | -               | N/A      |
| <b>Total Payments in Lieu of Taxes</b>                | \$ -           | \$ -           | \$ -            | \$ -            | N/A      |
| <b>Other Fees</b>                                     |                |                |                 |                 |          |
| 4594 Ordained Building Demolition                     | 122,232        | 1,309          | 56,998          | -               | -100.00% |
| 4595 Street Assess & Demo Interest                    | 7,496          | 2,220          | 81,113          | -               | -100.00% |
| 4837 Miscellaneous                                    | -              | 4,564          | -               | -               | N/A      |
| 4939 Transfer In - Neighborhood Stabilization Program | -              | -              | 532,000         | 532,000         | 0.00%    |
| <b>Total Other Fees</b>                               | \$ 129,728     | \$ 8,093       | \$ 670,111      | \$ 532,000      | -20.61%  |
| <b>Grand Total</b>                                    | \$ 1,996,306   | \$ 1,168,267   | \$ 1,478,679    | \$ 2,115,024    | 43.03%   |

\* Unaudited

**SCHEDULE OF EXPENDITURES / CDBG FUND 0210**

|  | <b>FY17</b>         | <b>FY18</b>         | <b>FY19</b>         | <b>FY20</b>         | <b>%</b>      |
|--|---------------------|---------------------|---------------------|---------------------|---------------|
|  | <b>Actual</b>       | <b>Actual</b>       | <b>Actual*</b>      | <b>Adopted</b>      | <b>Change</b> |
| <b>Community Reinvestment</b>                |                     |                     |                     |                     |               |
| 2451000 CDBG Program Income                  | 272,691             | 319,428             | 362,661             | 469,510             | 29.46%        |
| 2452100 Ordained Building Demolition         | 639,927             | 500,000             | 165,484             | 300,000             | 81.29%        |
| 2452300 Street Assess & Demo Interest        | 228,665             | 269,664             | 341,791             | 867,600             | 153.84%       |
| 2453110 Land Acquisition                     | 1,250               | 86,311              | 5,700               | 194,997             | 3321.00%      |
| 2453130 Miscellaneous                        | 105,844             | 161,081             | 257,022             | 230,000             | -10.51%       |
| 2453140 Nieghbor Hood Parks/Site Improvement | -                   | -                   | 156,453             | 50,000              | -68.04%       |
| <b>Total Community Reinvestment</b>          | <b>\$ 1,248,377</b> | <b>\$ 1,336,484</b> | <b>\$ 1,289,112</b> | <b>\$ 2,112,107</b> | <b>63.84%</b> |
| <b>Non-Departmental</b>                      |                     |                     |                     |                     |               |
| 5902000 Contingency                          | -                   | -                   | -                   | 2,917               | N/A           |
| 5904000 Interfund Transfer                   | \$ -                | \$ -                | \$ -                | \$ -                | N/A           |
| <b>Total Non-Department</b>                  | <b>\$ -</b>         | <b>\$ -</b>         | <b>\$ -</b>         | <b>\$ 2,917</b>     | <b>N/A</b>    |
| <b>Grand Total</b>                           | <b>\$ 1,248,377</b> | <b>\$ 1,336,484</b> | <b>\$ 1,289,112</b> | <b>\$ 2,115,024</b> | <b>64.07%</b> |

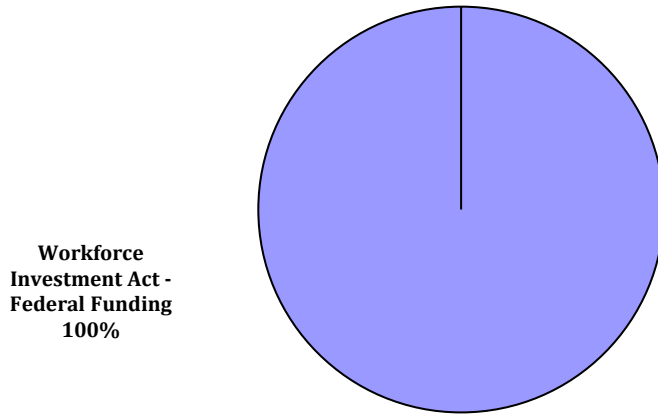
\* Unaudited



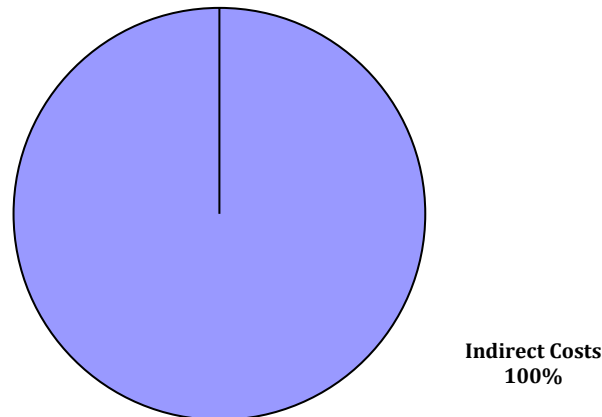
**Workforce Innovation & Opportunity  
Act Fund**

**\$ 3,687,670**

**Budget by Revenue Source**



**Budget by Expense Category**



The Workforce Investment Act Program Fund accounts for grant monies received from the Department of Labor under the Job Training Partnership Act.

**SCHEDULE OF REVENUES**

|                    |              | FY17<br>Actual      |           | FY18<br>Actual      |           | FY19<br>Actual*     |           | FY20<br>Adopted     | %             |
|--------------------|--------------|---------------------|-----------|---------------------|-----------|---------------------|-----------|---------------------|---------------|
|                    |              |                     |           |                     |           |                     |           |                     | Change        |
| 4333               | WIOA Revenue | \$ 1,895,432        | \$        | \$ 2,158,069        | \$        | \$ 2,239,666        | \$        | \$ 3,687,670        | 64.65%        |
| <b>Grand Total</b> |              | <b>\$ 1,895,432</b> | <b>\$</b> | <b>\$ 2,158,069</b> | <b>\$</b> | <b>\$ 2,239,666</b> | <b>\$</b> | <b>\$ 3,687,670</b> | <b>64.65%</b> |

\* Unaudited

**SCHEDULE OF EXPENDITURES**

|                    |                     | FY17<br>Actual      |           | FY18<br>Actual      |           | FY19<br>Actual*     |           | FY20<br>Adopted     | %             |
|--------------------|---------------------|---------------------|-----------|---------------------|-----------|---------------------|-----------|---------------------|---------------|
|                    |                     |                     |           |                     |           |                     |           |                     | Change        |
| 6806000            | WIOA Administration | \$ 1,899,382        | \$        | \$ 2,158,066        | \$        | \$ 2,240,783        | \$        | \$ 3,687,670        | 64.57%        |
| <b>Grand Total</b> |                     | <b>\$ 1,899,382</b> | <b>\$</b> | <b>\$ 2,158,066</b> | <b>\$</b> | <b>\$ 2,240,783</b> | <b>\$</b> | <b>\$ 3,687,670</b> | <b>64.57%</b> |

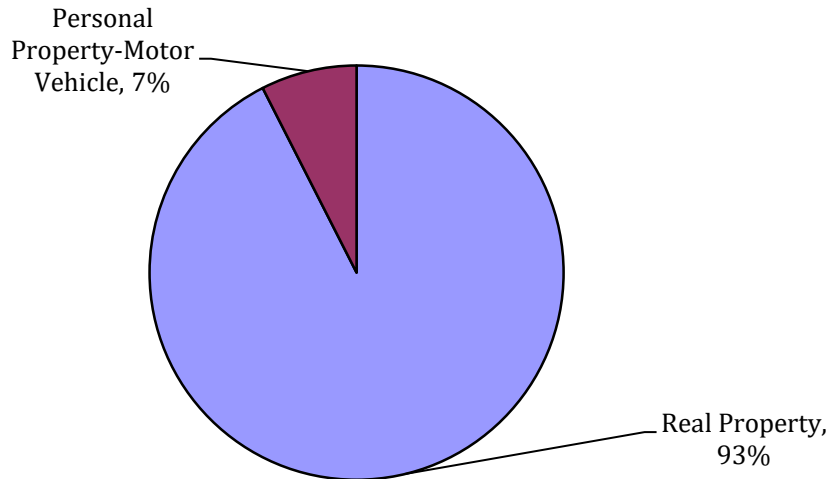
\* Unaudited

**OVERVIEW / ECONOMIC DEVELOPMENT AUTHORITY FUND 0230**

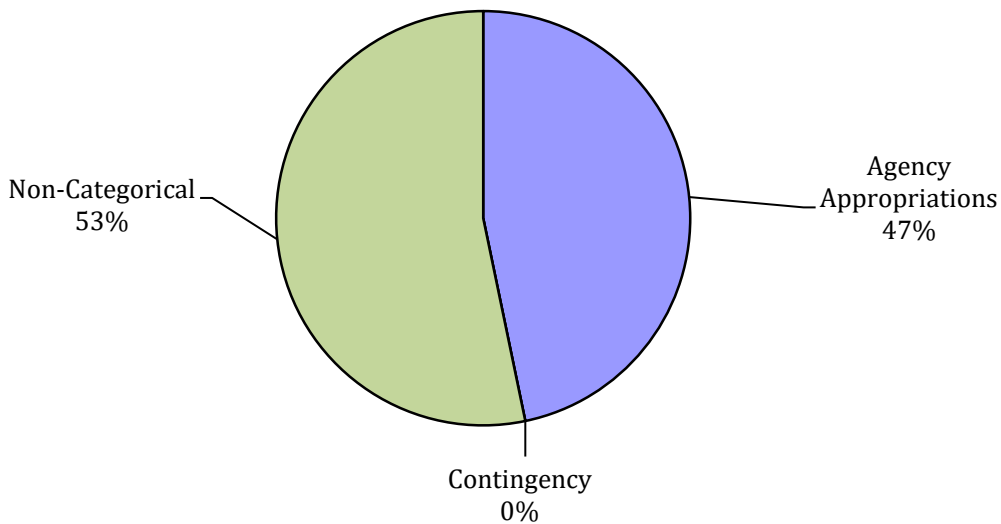
**Economic Development  
Authority Fund**

**\$ 2,628,637**

**Budget by Revenue Source**



**Budget by Expenditures Source**



The Economic Development Authority Fund accounts for funds utilized in economic development activities for the citizens of the City of Columbus. It is budgeted on the anticipated collection rate of 0.25 mills. An additional 0.25 mills has also been established as a reserve for Economic Development and for the retirement of a specific project's cost.

**SCHEDULE OF REVENUES / ECONOMIC DEVELOPMENT AUTH. FUND 0230**

|                                      | FY17<br>Actual      | FY18<br>Actual      | FY19<br>Actual*     | FY20<br>Adopted     | %<br>Change  |
|--------------------------------------|---------------------|---------------------|---------------------|---------------------|--------------|
| <b>General Property Taxes</b>        |                     |                     |                     |                     |              |
| 4001 Real Property                   | 1,844,417           | 1,918,626           | 1,910,326           | 2,273,187           | 18.99%       |
| 4003 Timber                          | 95                  | 24                  | -                   | -                   | N/A          |
| 4005 Personal Property               | 317,279             | 330,164             | 331,116             | -                   | -100.00%     |
| 4006 Personal Property-Motor Vehicle | 200,544             | 210,629             | 200,886             | 184,087             | -8.36%       |
| 4007 Mobile Homes                    | 1,942               | 2,133               | 1,913               | -                   | -100.00%     |
| <b>Total General Property Taxes</b>  | <b>\$ 2,364,277</b> | <b>\$ 2,461,576</b> | <b>\$ 2,444,240</b> | <b>\$ 2,457,274</b> | <b>0.53%</b> |
| <b>Use Of Fund Balance</b>           | <b>\$ -</b>         | <b>\$ -</b>         | <b>\$ -</b>         | <b>\$ 171,363</b>   |              |
| <b>Grand Total</b>                   | <b>\$ 2,364,277</b> | <b>\$ 2,461,576</b> | <b>\$ 2,444,240</b> | <b>\$ 2,628,637</b> | <b>7.54%</b> |

\* Unaudited

**SCHEDULE OF EXPENDITURES /  
ECONOMIC DEVELOPMENT AUTH. FUND 0230**

|                                | FY17<br>Actual      | FY18<br>Actual      | FY19<br>Actual*     | FY20<br>Adopted     | %<br>Change   |
|--------------------------------|---------------------|---------------------|---------------------|---------------------|---------------|
| <b>Non-Categorical</b>         |                     |                     |                     |                     |               |
| 590-1000 Agency Appropriations | 1,167,281           | 1,203,501           | 1,234,615           | 1,228,637           | -0.48%        |
| 590-2000 Contingency           | -                   | -                   | -                   | -                   | N/A           |
| 590-3000 Non-Categorical       | 800,000             | 800,000             | 950,000             | 1,400,000           | 47.37%        |
| <b>Subtotal</b>                | <b>\$ 1,967,281</b> | <b>\$ 2,003,501</b> | <b>\$ 2,184,615</b> | <b>\$ 2,628,637</b> | <b>20.32%</b> |
| <b>Grand Total</b>             | <b>\$ 1,967,281</b> | <b>\$ 2,003,501</b> | <b>\$ 2,184,615</b> | <b>\$ 2,628,637</b> | <b>20.32%</b> |

\* Unaudited

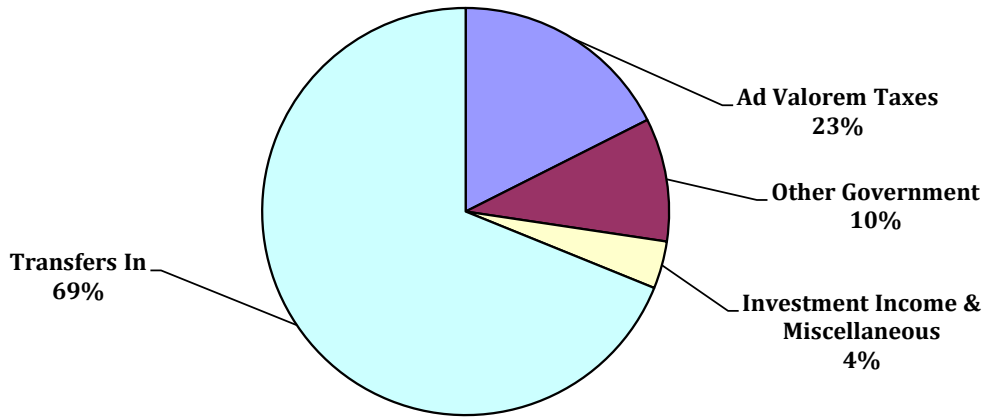
**OVERVIEW / DEBT SERVICE FUND 0405**

**Debt Service Fund**

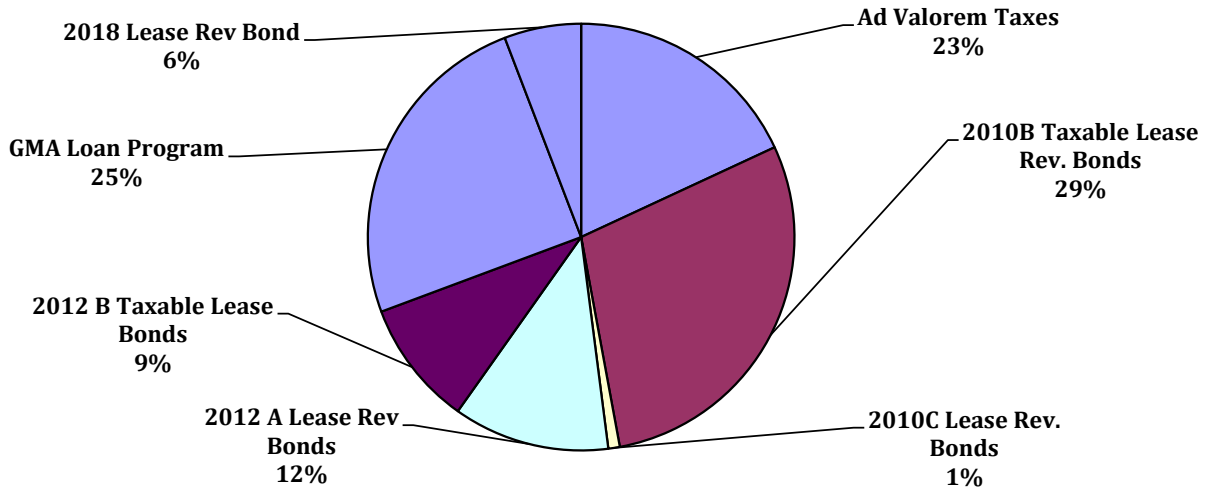
**\$**

**14,403,055**

**Budget by Revenue Source**



**Budget by Expenditure Source**



The Debt Service Fund accounts for debt payments to meet the obligations for revenue bonds.

**SCHEDULE OF REVENUES / DEBT SERVICE FUND 0405**

|                                     |                               | FY17                 | FY18                 | FY19                 | FY20                 | %              |
|-------------------------------------|-------------------------------|----------------------|----------------------|----------------------|----------------------|----------------|
|                                     |                               | Actual               | Actual               | Actual*              | Adopted              | Change         |
| <b>General Property Taxes</b>       |                               |                      |                      |                      |                      |                |
| 4001                                | Real Property                 | 2,778,106            | 2,425,702            | 2,428,641            | 2,252,742            | -7.24%         |
| 4002                                | Public Utility                | 3,231                | -                    | -                    | -                    | N/A            |
| 4003                                | Timber                        | 133                  | 34                   | -                    | -                    | N/A            |
| 4005                                | Personal Property             | 484,417              | 504,090              | 337,935              | -                    | -100.00%       |
| 4006                                | Personal Property-Motor       | 280,761              | 294,881              | 214,889              | 184,817              | -13.99%        |
| 4007                                | Mobile Homes                  | 2,719                | 2,986                | 1,815                | -                    | -100.00%       |
| 4012                                | Not on Digest-Real & Personal | 840                  | -                    | (426)                | -                    | -100.00%       |
| 4015                                | Recording intangibles         | 60,445               | 60,180               | 42,077               | 60,000               | 42.60%         |
|                                     | <b>Subtotal</b>               | <b>\$ 3,610,652</b>  | <b>\$ 3,287,873</b>  | <b>\$ 3,024,930</b>  | <b>\$ 2,497,559</b>  | <b>-17.43%</b> |
| <b>Penalties &amp; Interest</b>     |                               |                      |                      |                      |                      |                |
| 4150                                | Ad Valorem                    | 5,452                | 58,929               | 35,396               | 28,688               | -18.95%        |
| 4151                                | Auto                          | 4,148                | 3,880                | 2,513                | 4,500                | 79.08%         |
|                                     | <b>Subtotal</b>               | <b>\$ 9,600</b>      | <b>\$ 62,809</b>     | <b>\$ 37,909</b>     | <b>\$ 33,188</b>     | <b>-12.45%</b> |
| <b>Total General Property Taxes</b> |                               | <b>\$ 3,620,252</b>  | <b>\$ 3,350,682</b>  | <b>\$ 3,062,839</b>  | <b>\$ 2,530,747</b>  | <b>-17.37%</b> |
| <b>Intergovernmental</b>            |                               |                      |                      |                      |                      |                |
| 4305                                | BABs Subsidy                  | 1,414,596            | 1,416,115            | 1,421,430            | 1,405,397            | -1.13%         |
| 4400                                | Payment Lieu Taxes Housing    | 4,756                | 4,294                | 3,342                | 4,500                | 34.64%         |
| 4415                                | Columbus Water Works          | -                    | -                    | -                    | -                    | N/A            |
| 4425                                | Bull Creek Golf Course        | -                    | -                    | -                    | -                    | N/A            |
| <b>Total Intergovernmental</b>      |                               | <b>\$ 1,419,352</b>  | <b>\$ 1,420,409</b>  | <b>\$ 1,424,772</b>  | <b>\$ 1,409,897</b>  | <b>-1.04%</b>  |
| <b>Investment Income</b>            |                               |                      |                      |                      |                      |                |
| 4772                                | Gains/Losses on Investments   | -                    | -                    | -                    | -                    | N/A            |
| 4779                                | Other Interest Income         | 32                   | 44                   | 29                   | -                    | -100.00%       |
| 4780                                | Investment Income             | 18,629               | 41,990               | 85,522               | 15,000               | -82.46%        |
| <b>Total Investment Income</b>      |                               | <b>\$ 18,661</b>     | <b>\$ 42,034</b>     | <b>\$ 85,551</b>     | <b>\$ 15,000</b>     | <b>-82.47%</b> |
| <b>Miscellaneous</b>                |                               |                      |                      |                      |                      |                |
| 4837                                | Miscellaneous                 | 539,627              | 514,300              | 517,440              | 527,792              | 2.00%          |
| <b>Total Miscellaneous</b>          |                               | <b>\$ 539,627</b>    | <b>\$ 514,300</b>    | <b>\$ 517,440</b>    | <b>\$ 527,792</b>    | <b>2.00%</b>   |
| <b>Interfund Transfers In</b>       |                               |                      |                      |                      |                      |                |
| 4932                                | Transfers In - Paving Fund    | -                    | 143,973              | 145,674              | 255,943              | 75.70%         |
| 4936                                | Transfers In- Integrated      | -                    | 1,195,027            | 1,211,806            | 1,474,083            | 21.64%         |
| 4998                                | Transfers In - Other LOST     | 6,683,613            | 7,081,917            | 7,100,695            | 8,189,593            | 15.34%         |
| <b>Total Interfund Transfers In</b> |                               | <b>\$ 6,683,613</b>  | <b>\$ 8,420,917</b>  | <b>\$ 8,458,175</b>  | <b>\$ 9,919,619</b>  | <b>17.28%</b>  |
| <b>USE OF FUND BALANCE</b>          |                               | <b>\$ -</b>          | <b>\$ -</b>          | <b>\$ -</b>          | <b>\$ -</b>          |                |
| <b>Grand Total</b>                  |                               | <b>\$ 12,281,505</b> | <b>\$ 13,748,342</b> | <b>\$ 13,548,778</b> | <b>\$ 14,403,055</b> | <b>6.31%</b>   |

\* Unaudited

**SCHEDULE OF EXPENDITURES / DEBT SERVICE FUND 0405**

|   | <b>FY17</b>          | <b>FY18</b>          | <b>FY19</b>          | <b>FY20</b>          | <b>%</b>      |
|---|----------------------|----------------------|----------------------|----------------------|---------------|
|   | <b>Actual</b>        | <b>Actual</b>        | <b>Actual*</b>       | <b>Adopted</b>       | <b>Change</b> |
| <b>Debt Service</b>                     |                      |                      |                      |                      |               |
| 200-3477 2010A Lease Rev. Bonds         | 3,148,361            | 2,604,200            | 2,606,600            | 2,605,200            | -0.05%        |
| 200-3478 2010B Taxable Lease Rev. Bonds | 4,177,691            | 4,177,691            | 4,177,691            | 4,177,692            | 0.00%         |
| 200-3479 2010C Lease Rev. Bonds         | 125,400              | 125,400              | 125,400              | 125,400              | 0.00%         |
| 200-3480 2012 A Lease Rev Bonds         | 1,699,210            | 1,694,593            | 1,697,159            | 1,706,567            | 0.55%         |
| 200-3481 2012 B Taxable Lease Bonds     | 1,368,605            | 1,362,505            | 1,371,105            | 1,369,106            | -0.15%        |
| 200-3482 2018 Lease Revenue Bonds       | -                    | -                    | -                    | 839,224              | N/A           |
| 200-3610 GMA Loan Program               | 1,777,165            | 3,519,390            | 2,969,914            | 3,579,866            | 20.54%        |
| <b>Subtotal</b>                         | <b>\$ 12,296,432</b> | <b>\$ 13,483,779</b> | <b>\$ 12,947,869</b> | <b>\$ 14,403,055</b> | <b>11.24%</b> |
| <b>Grand Total</b>                      | <b>\$ 12,296,432</b> | <b>\$ 13,483,779</b> | <b>\$ 12,947,869</b> | <b>\$ 14,403,055</b> | <b>11.24%</b> |

\* Unaudited

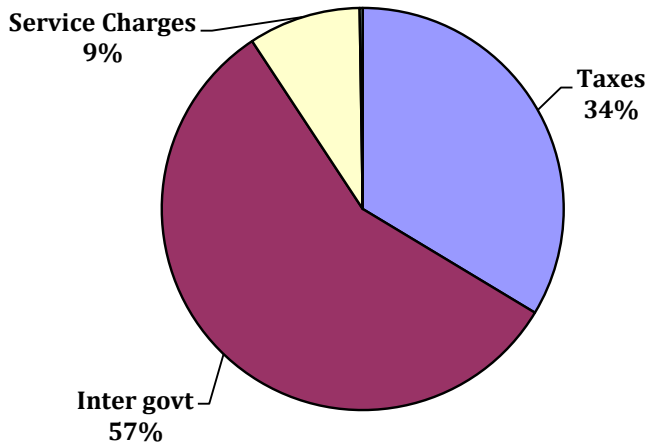
OVERVIEW / TRANSPORTATION FUND 0751

**Transportation Fund**

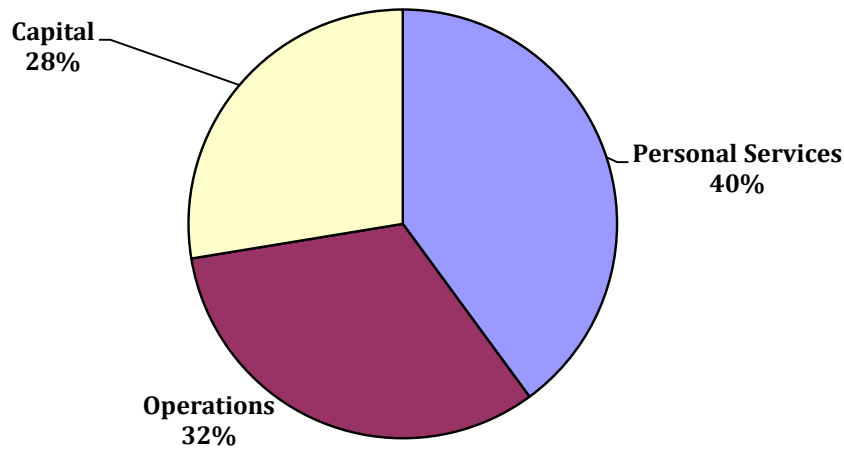
**\$**

**12,082,485**

**Budget by Revenue Source**



**Budget by Expense Category**



The Transportation Fund accounts for all expenses related to METRA, including administration and operations.

**SCHEDULE OF REVENUES / TRANSPORTATION FUND 0751**

|                                     |                                      | <b>FY17</b>         | <b>FY18</b>         | <b>FY19</b>         | <b>FY20</b>         | <b>%</b>      |
|-------------------------------------|--------------------------------------|---------------------|---------------------|---------------------|---------------------|---------------|
|                                     |                                      | <b>Actual</b>       | <b>Actual</b>       | <b>Actual*</b>      | <b>Adopted</b>      | <b>Change</b> |
| <b>General Property Taxes</b>       |                                      |                     |                     |                     |                     |               |
| 4001                                | Real Property                        | 3,024,844           | 3,146,546           | 3,132,934           | 3,728,028           | 18.99%        |
| 4003                                | Timber                               | 156                 | 40                  | -                   | -                   | N/A           |
| 4005                                | Personal Property                    | 520,338             | 541,469             | 543,031             | -                   | -100.00%      |
| 4006                                | Personal Property-Motor Vehicle      | 328,892             | 345,432             | 329,452             | 334,773             | 1.62%         |
| 4007                                | Mobile Homes                         | 3,185               | 3,498               | 3,137               | -                   | -100.00%      |
| <b>Total General Property Taxes</b> |                                      | <b>\$ 3,877,415</b> | <b>\$ 4,036,985</b> | <b>\$ 4,008,554</b> | <b>\$ 4,062,801</b> | <b>1.35%</b>  |
| <b>Intergovernmental</b>            |                                      |                     |                     |                     |                     |               |
| 4044                                | T-SPLOST Projects                    | 1,099,368           | 940,659             | 1,106,827           | 4,456,596           | 302.65%       |
| 4301                                | FTA Capital Grant                    | 992,372             | 1,182,677           | 2,353,190           | 2,223,838           | -5.50%        |
| 4302                                | FTA Section 9-Planning               | 130,388             | 126,632             | 123,230             | 203,418             | 65.07%        |
| 4330                                | DoT Capital Grant                    | 4,005               | -                   | -                   | -                   | N/A           |
| 4331                                | DoT Planning                         | -                   | -                   | -                   | -                   | N/A           |
| 4337                                | DoT Section 9-Planning               | 78,213              | 68,306              | 79,882              | 7,832               | -90.20%       |
| 4400                                | Payment Lieu Taxes Housing Authority | 5,108               | 4,612               | 5,371               | 7,000               | 30.33%        |
| <b>Total Intergovernmental</b>      |                                      | <b>\$ 2,309,454</b> | <b>\$ 2,322,886</b> | <b>\$ 3,668,500</b> | <b>\$ 6,898,684</b> | <b>88.05%</b> |
| <b>Charges For Services</b>         |                                      |                     |                     |                     |                     |               |
| <b>Transit Charges</b>              |                                      |                     |                     |                     |                     |               |
| 4560                                | Subscription Farebox                 | 18,599              | 13,272              | 2,352               | 7,000               | 197.61%       |
| 4561                                | Passenger Services                   | 913,341             | 953,218             | 904,919             | 950,000             | 4.98%         |
| 4562                                | Dial-A-Ride                          | 121,014             | 106,318             | 98,152              | 100,000             | 1.88%         |
| 4563                                | Advertising                          | 26,265              | 25,280              | 18,890              | 25,000              | 32.35%        |
| 4564                                | Miscellaneous Transportation         | 1,912               | 313                 | 633                 | -                   | -100.00%      |
| <b>Subtotal</b>                     |                                      | <b>\$ 1,081,131</b> | <b>\$ 1,098,401</b> | <b>\$ 1,024,946</b> | <b>\$ 1,082,000</b> | <b>5.57%</b>  |
| <b>Other Fees</b>                   |                                      |                     |                     |                     |                     |               |
| 4540                                | Handicap ID Fees                     | 8,177               | 8,277               | 7,414               | 8,000               | 7.90%         |
| 4558                                | Recycling Fees                       | 157                 | -                   | -                   | 1,000               | N/A           |
| <b>Subtotal</b>                     |                                      | <b>\$ 8,334</b>     | <b>\$ 8,277</b>     | <b>\$ 7,414</b>     | <b>\$ 9,000</b>     | <b>21.39%</b> |
| <b>Total Charges For Services</b>   |                                      | <b>\$ 1,089,465</b> | <b>\$ 1,106,678</b> | <b>\$ 1,032,360</b> | <b>\$ 1,091,000</b> | <b>5.68%</b>  |



**SCHEDULE OF REVENUES / TRANSPORTATION FUND 0751**

|                                      | <b>FY17</b>   |                          | <b>FY18</b>      |    | <b>FY19</b>    |                  | <b>FY20</b>    |  | <b>%</b>          |
|--------------------------------------|---------------|--------------------------|------------------|----|----------------|------------------|----------------|--|-------------------|
|                                      | <b>Actual</b> |                          | <b>Actual</b>    |    | <b>Actual*</b> |                  | <b>Adopted</b> |  | <b>Change</b>     |
| <b>Investment Income</b>             |               |                          |                  |    |                |                  |                |  |                   |
| 4772                                 |               | Gains/Losses on          |                  |    |                |                  |                |  |                   |
|                                      |               | Investments              | (31,011)         |    | (31,932)       |                  | (19,372)       |  | -                 |
| 4780                                 |               | Investment Income        | 55,942           |    | 65,089         |                  | 113,636        |  | 30,000            |
| <b>Total Investment Income</b>       | \$            |                          | <b>24,931</b>    | \$ |                | <b>33,157</b>    | \$             |  | <b>94,264</b>     |
|                                      |               |                          |                  |    |                |                  | \$             |  | <b>30,000</b>     |
|                                      |               |                          |                  |    |                |                  |                |  | <b>-68.17%</b>    |
| <b>Miscellaneous</b>                 |               |                          |                  |    |                |                  |                |  |                   |
| 4837                                 |               | Miscellaneous            | 298              |    | 159            |                  | 388            |  | -                 |
| 4853                                 |               | Claims/Settlements       | -                |    | -              |                  | -              |  | N/A               |
| 4906                                 |               | Property Sales           | (112)            |    | -              |                  | 142            |  | -                 |
| 4907                                 |               | Sale of Fixed Assets     | -                |    | -              |                  | -              |  | N/A               |
| 4908                                 |               | Gain Sale of Assets      | (16,716)         |    | -              |                  | 500            |  | -                 |
| <b>Total Miscellaneous</b>           | \$            |                          | <b>(16,530)</b>  | \$ |                | <b>159</b>       | \$             |  | <b>1,030</b>      |
|                                      |               |                          |                  |    |                |                  |                |  | <b>-</b>          |
|                                      |               |                          |                  |    |                |                  |                |  | <b>-100.00%</b>   |
| <b>Other Financing Sources</b>       |               |                          |                  |    |                |                  |                |  |                   |
| 4931                                 |               | Transfer In-General Fund | -                |    | -              |                  | -              |  | -                 |
|                                      |               | <b>Subtotal</b>          | <b>\$ -</b>      | \$ |                | <b>\$ -</b>      | \$             |  | <b>\$ -</b>       |
|                                      |               |                          |                  |    |                |                  |                |  | <b>N/A</b>        |
| <b>Total Other Financing Sources</b> | \$            |                          | <b>-</b>         | \$ |                | <b>-</b>         | \$             |  | <b>-</b>          |
|                                      |               |                          |                  |    |                |                  |                |  | <b>N/A</b>        |
| <b>USE OF FUND BALANCE</b>           |               |                          |                  |    |                |                  |                |  |                   |
|                                      | \$            |                          | <b>-</b>         | \$ |                | <b>-</b>         | \$             |  | <b>-</b>          |
| <b>Grand Total</b>                   | \$            |                          | <b>7,284,735</b> | \$ |                | <b>7,499,865</b> | \$             |  | <b>8,804,709</b>  |
|                                      |               |                          |                  |    |                |                  | \$             |  | <b>12,082,485</b> |
|                                      |               |                          |                  |    |                |                  |                |  | <b>37.23%</b>     |

\* Unaudited

**SCHEDULE OF EXPENDITURES / TRANSPORTATION FUND 0751**

|                              | <b>FY17</b>         |  | <b>FY18</b>         |  | <b>FY19</b>         |  | <b>FY20</b>          |  | <b>%</b>      |
|------------------------------|---------------------|--|---------------------|--|---------------------|--|----------------------|--|---------------|
|                              | <b>Actual</b>       |  | <b>Actual</b>       |  | <b>Actual*</b>      |  | <b>Adopted</b>       |  | <b>Change</b> |
| <b>Public Works</b>          |                     |  |                     |  |                     |  |                      |  |               |
| 260-3710 Other               |                     |  |                     |  |                     |  |                      |  |               |
| Maintenance/Repairs          | 2,497               |  | 3,112               |  | -                   |  | 15,000               |  | N/A           |
| <b>Subtotal</b>              | <b>\$ 2,497</b>     |  | <b>\$ 3,112</b>     |  | <b>\$ -</b>         |  | <b>\$ 15,000</b>     |  | <b>N/A</b>    |
| <b>Non-Categorical</b>       |                     |  |                     |  |                     |  |                      |  |               |
| 590-2000 Contingency         | -                   |  | -                   |  | -                   |  | 35,794               |  | N/A           |
| 590-3000 Non-Categorical     | 887,221             |  | 374,224             |  | 302,011             |  | 377,336              |  | 24.94%        |
| <b>Subtotal</b>              | <b>\$ 887,221</b>   |  | <b>\$ 374,224</b>   |  | <b>\$ 302,011</b>   |  | <b>\$ 413,130</b>    |  | <b>36.79%</b> |
| <b>METRA</b>                 |                     |  |                     |  |                     |  |                      |  |               |
| 610-1000 Administration      | 174,520             |  | 173,877             |  | 225,063             |  | 239,299              |  | 6.33%         |
| 610-2100 Operations          | 1,989,589           |  | 2,012,729           |  | 1,957,851           |  | 2,160,689            |  | 10.36%        |
| 610-2200 Maintenance         | 1,140,145           |  | 1,413,869           |  | 1,266,943           |  | 1,506,432            |  | 18.90%        |
| 610-2300 Dial-A-Ride         | 214,439             |  | 217,427             |  | 257,682             |  | 239,368              |  | -7.11%        |
| 610-2400 Capital-FTA         | 1,157,009           |  | 988,162             |  | 1,846,833           |  | 2,779,798            |  | 50.52%        |
| 610-2500 Capital-TSPLOST     | 235,360             |  | 12,829              |  | 259,121             |  | 2,212,000            |  | 753.65%       |
| 610-2510 Admin.-             |                     |  |                     |  |                     |  |                      |  |               |
| TSPLOST                      | 64,657              |  | 58,865              |  | 70,507              |  | 69,374               |  | -1.61%        |
| 610-2520 Oper.-              |                     |  |                     |  |                     |  |                      |  |               |
| TSPLOST                      | 565,172             |  | 640,852             |  | 663,541             |  | 806,767              |  | 21.59%        |
| 610-2530 Maint.-             |                     |  |                     |  |                     |  |                      |  |               |
| TSPLOST                      | 99,011              |  | 153,723             |  | 223,233             |  | 1,197,136            |  | 436.27%       |
| 610-2540 D-A-R.-             |                     |  |                     |  |                     |  |                      |  |               |
| TSPLOST                      | 137,322             |  | 149,628             |  | 159,465             |  | 171,219              |  | 7.37%         |
| 610-2900 Charter Services    | 11,618              |  | 7,418               |  | 11,383              |  | 18,000               |  | 58.13%        |
| 610-3410 Planning-FTA (5303) | 84,941              |  | 78,544              |  | 79,882              |  | 78,315               |  | -1.96%        |
| 610-3420 Planning-FTA (5307) | 153,818             |  | 158,289             |  | 153,650             |  | 175,958              |  | 14.52%        |
| <b>Subtotal</b>              | <b>\$ 6,027,601</b> |  | <b>\$ 6,066,212</b> |  | <b>\$ 7,175,153</b> |  | <b>\$ 11,654,355</b> |  | <b>62.43%</b> |
| <b>Grand Total</b>           | <b>\$ 6,917,319</b> |  | <b>\$ 6,443,548</b> |  | <b>\$ 7,477,165</b> |  | <b>\$ 12,082,485</b> |  | <b>61.59%</b> |

\* Unaudited

**OVERVIEW / PARKING MANAGEMENT FUND 0752**

**Parking Management Fund**                   **\$**                   **-**

In FY19 The Parking Management Fund activities moved into the General Fund as it no longer meets the requirements of an enterprise fund. The Parking Management Fund accounted for all expenses related to Columbus' Uptown Parking District, including parking and enforcement.

**SCHEDULE OF REVENUES / PARKING MANAGEMENT FUND 0752**

|                                      |                         | FY17<br>Actual    | FY18<br>Actual    | FY19<br>Actual* | FY20<br>Adopted | %<br>Change |
|--------------------------------------|-------------------------|-------------------|-------------------|-----------------|-----------------|-------------|
| <b>Charges For Services</b>          |                         |                   |                   |                 |                 |             |
| 4254                                 | PTV Permits             | 45                | 125               | -               | -               | N/A         |
| 4568                                 | Parking Fees            | 18,422            | 1,675             | -               | -               | N/A         |
| 4569                                 | Public Parking Fees     | 27,644            | 11,856            | -               | -               | N/A         |
| <b>Total Charges For Services</b>    |                         | <b>\$ 46,111</b>  | <b>\$ 13,656</b>  | <b>\$ -</b>     | <b>\$ -</b>     | <b>N/A</b>  |
| <b>Fines &amp; Forfeitures</b>       |                         |                   |                   |                 |                 |             |
| 4752                                 | Parking Violations      | 193,510           | 228,434           | -               | -               | N/A         |
| <b>Total Fines &amp; Forfeitures</b> |                         | <b>\$ 193,510</b> | <b>\$ 228,434</b> | <b>\$ -</b>     | <b>\$ -</b>     | <b>N/A</b>  |
| <b>Investment Income</b>             |                         |                   |                   |                 |                 |             |
| 4878                                 | Rental Lease Income     | 23,400            | 23,400            | -               | -               | N/A         |
| <b>Total Investment Income</b>       |                         | <b>\$ 23,400</b>  | <b>\$ 23,400</b>  | <b>\$ -</b>     | <b>\$ -</b>     | <b>N/A</b>  |
| <b>OTHER FINANCING SOURCES</b>       |                         |                   |                   |                 |                 |             |
| <b>Interfund Transfers In</b>        |                         |                   |                   |                 |                 |             |
| 4931                                 | Transfer In-General Fun | 32,440            | -                 | -               | -               | N/A         |
| <b>Total Other Financing Sources</b> |                         | <b>\$ 32,440</b>  | <b>\$ -</b>       | <b>\$ -</b>     | <b>\$ -</b>     | <b>N/A</b>  |
| <b>Grand Total</b>                   |                         | <b>\$ 295,461</b> | <b>\$ 265,490</b> | <b>\$ -</b>     | <b>\$ -</b>     | <b>N/A</b>  |

\* Unaudited

**SCHEDULE OF EXPENDITURES / PARKING MANAGEMENT FUND 0752**

|                           | <b>FY17</b>         |                    | <b>FY18</b>   |                    | <b>FY19</b>    |             | <b>FY20</b>    |             | <b>%</b>      |
|---------------------------|---------------------|--------------------|---------------|--------------------|----------------|-------------|----------------|-------------|---------------|
|                           | <b>Actual</b>       |                    | <b>Actual</b> |                    | <b>Actual*</b> |             | <b>Adopted</b> |             | <b>Change</b> |
| <b>Non-Categorical</b>    |                     |                    |               |                    |                |             |                |             |               |
| 590-2000                  | Contingency         | -                  |               | -                  |                | -           |                | -           | N/A           |
| 590-3000                  | Non-Categorical     | (20,388)           |               | (32,192)           |                | -           |                | -           | N/A           |
| 590-4000                  | Interfund Transfers | -                  |               | -                  |                | -           |                | -           | N/A           |
|                           | <b>Subtotal</b>     | <b>\$ (20,388)</b> |               | <b>\$ (32,192)</b> |                | <b>\$ -</b> |                | <b>\$ -</b> | <b>N/A</b>    |
| <b>Parking Management</b> |                     |                    |               |                    |                |             |                |             |               |
| 610-2800                  | Parking Management  | 272,904            |               | 271,908            |                | -           |                | -           | N/A           |
|                           | <b>Subtotal</b>     | <b>\$ 272,904</b>  |               | <b>\$ 271,908</b>  |                | <b>\$ -</b> |                | <b>\$ -</b> | <b>N/A</b>    |
| <b>Grand Total</b>        |                     | <b>\$ 252,516</b>  |               | <b>\$ 239,716</b>  |                | <b>\$ -</b> |                | <b>\$ -</b> | <b>N/A</b>    |

\* Unaudited

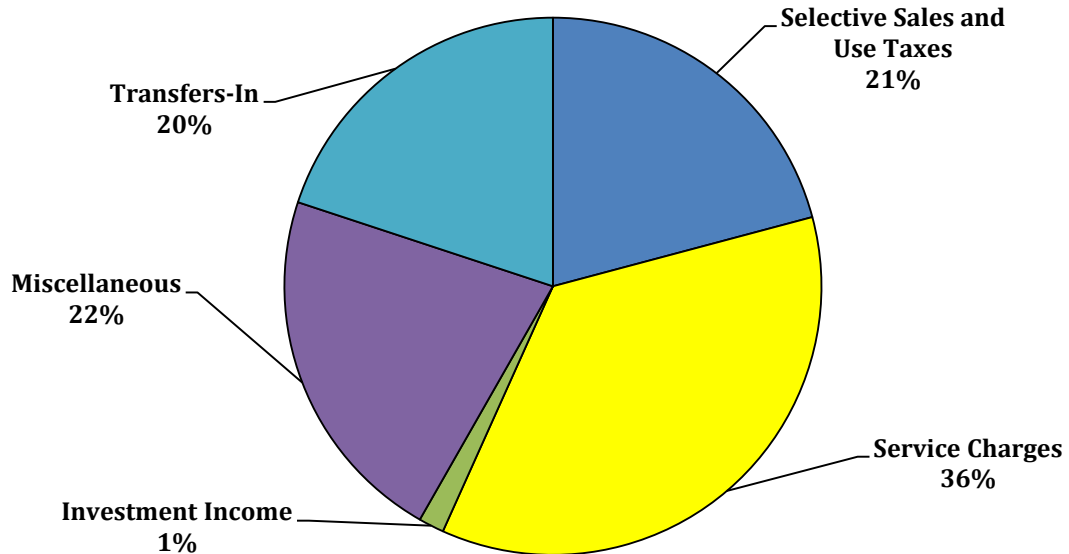
**OVERVIEW / COLUMBUS IRON WORKS TRADE CENTER FUND 0753**

**Trade Center Fund**

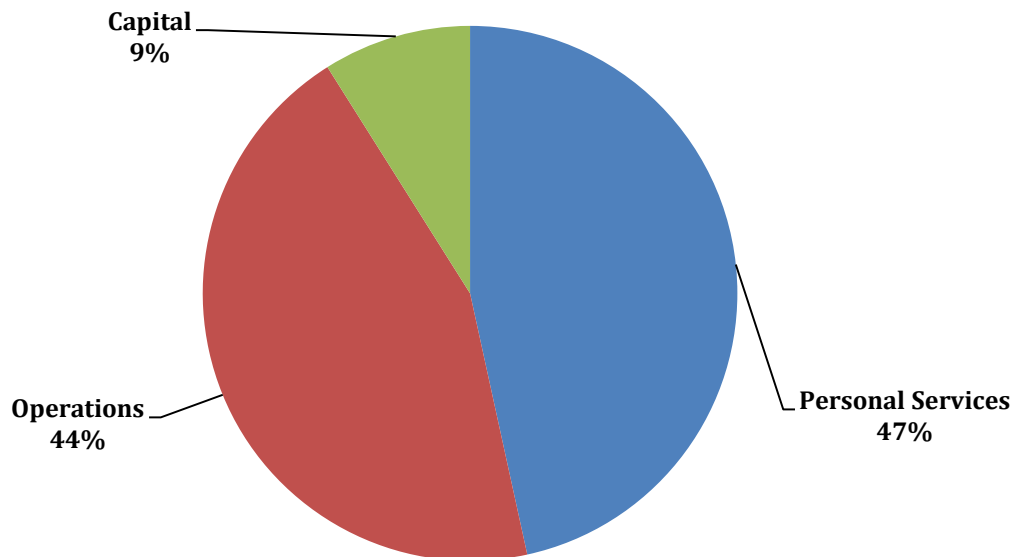
**\$**

**3,359,019**

**Budget by Revenue Source**



**Budget by Expense Category**



The Columbus Ironworks Convention & Trade Center Fund provides for the administration, operation, and maintenance of the Columbus Ironworks Convention and Trade Center.

**SCHEDULE OF REVENUES /**  
**COLUMBUS IRON WORKS TRADE CENTER FUND 0753**

|  | FY17<br>Actual      | FY18<br>Actual      | FY19<br>Actual*     | FY20<br>Adopted     | %<br>Change    |
|--|---------------------|---------------------|---------------------|---------------------|----------------|
| <b>Selective Sales &amp; Use Taxes</b>       |                     |                     |                     |                     |                |
| 4052 Beer Tax                                | 716,805             | 683,237             | 675,335             | 680,000             | 0.69%          |
| <b>Total Selective Sales &amp; Use Taxes</b> | <b>\$ 716,805</b>   | <b>\$ 683,237</b>   | <b>\$ 675,335</b>   | <b>\$ 680,000</b>   | <b>0.69%</b>   |
| <b>Charges for Services</b>                  |                     |                     |                     |                     |                |
| 4568 Parking Fees                            | 19,343              | 12,748              | 13,127              | 14,476              | 10.27%         |
| 4573 Ticket Sales                            | 18,922              | 2,006               | 10,025              | 10,000              | -0.25%         |
| 4579 Elec Usage Fees                         | 28,847              | 34,488              | 34,003              | 30,000              | -11.77%        |
| <b>Subtotal</b>                              | <b>\$ 67,112</b>    | <b>\$ 49,242</b>    | <b>\$ 57,155</b>    | <b>\$ 54,476</b>    | <b>-4.69%</b>  |
| <b>Trade Center Operations</b>               |                     |                     |                     |                     |                |
| 4580 Convention Services                     | 15,364              | 14,259              | 16,080              | 15,000              | -6.72%         |
| 4581 Food Svc Contract-Events                | 944,622             | 1,142,296           | 1,220,873           | 1,099,417           | -9.95%         |
| 4582 Sale of Merchandise                     | 241                 | -                   | 100                 | 850                 | 746.87%        |
| <b>Subtotal</b>                              | <b>\$ 960,227</b>   | <b>\$ 1,156,555</b> | <b>\$ 1,237,054</b> | <b>\$ 1,115,267</b> | <b>-9.84%</b>  |
| <b>Other Charges for Services</b>            |                     |                     |                     |                     |                |
| 4827 Outside Personnel Svcs                  | -                   | -                   | -                   | -                   | N/A            |
| <b>Subtotal</b>                              | <b>-</b>            | <b>-</b>            | <b>-</b>            | <b>-</b>            | <b>N/A</b>     |
| <b>Total Charges For Services</b>            | <b>\$ 1,027,339</b> | <b>\$ 1,205,797</b> | <b>\$ 1,294,209</b> | <b>\$ 1,169,743</b> | <b>-9.62%</b>  |
| <b>Investment Income</b>                     |                     |                     |                     |                     |                |
| 4772 Gains/Losses on Investments             | -                   | -                   | -                   | -                   | N/A            |
| 4780 Investment Interest                     | 69,487              | 67,780              | 120,118             | 50,000              | -58.37%        |
| <b>Total Investment Income</b>               | <b>\$ 69,487</b>    | <b>\$ 67,780</b>    | <b>\$ 120,118</b>   | <b>\$ 50,000</b>    | <b>-58.37%</b> |
| <b>Miscellaneous</b>                         |                     |                     |                     |                     |                |
| 4828 Copy Work                               | 146                 | 365                 | 634                 | 1,000               | 57.77%         |
| 4837 Miscellaneous                           | 6,154               | 3,491               | 7,848               | 5,000               | -36.29%        |
| 4842 Vendors Comp-Sales Tax                  | 306                 | 298                 | 330                 | 300                 | -9.06%         |
| <b>Subtotal</b>                              | <b>\$ 6,606</b>     | <b>\$ 4,154</b>     | <b>\$ 8,812</b>     | <b>\$ 6,300</b>     | <b>-28.51%</b> |
| <b>Rents and Royalties</b>                   |                     |                     |                     |                     |                |
| 4874 Equipment Rental                        | 119,252             | 135,237             | 150,477             | 130,000             | -13.61%        |
| 4875 Space Rental                            | 574,965             | 603,490             | 670,113             | 575,000             | -14.19%        |
| <b>Subtotal</b>                              | <b>\$ 694,217</b>   | <b>\$ 738,727</b>   | <b>\$ 820,590</b>   | <b>\$ 705,000</b>   | <b>-14.09%</b> |
| <b>Total Miscellaneous Income</b>            | <b>\$ 700,823</b>   | <b>\$ 742,881</b>   | <b>\$ 829,402</b>   | <b>\$ 711,300</b>   | <b>-14.24%</b> |

\* Unaudited

**SCHEDULE OF REVENUES /**  
**COLUMBUS IRON WORKS TRADE CENTER FUND 0753**

|                                      | FY17<br>Actual      | FY18<br>Actual      | FY19<br>Actual*     | FY20<br>Adopted     | %<br>Change   |
|--------------------------------------|---------------------|---------------------|---------------------|---------------------|---------------|
| <b>Other Financing Sources</b>       |                     |                     |                     |                     |               |
| <b>Interfund Transfers In</b>        |                     |                     |                     |                     |               |
| 4943 Transfer In-Hotel/Motel         | 616,552             | 611,654             | 662,883             | 650,000             | -1.94%        |
| <b>Subtotal</b>                      | <b>\$ 616,552</b>   | <b>\$ 611,654</b>   | <b>\$ 662,883</b>   | <b>\$ 650,000</b>   | <b>-1.94%</b> |
| <b>Total Other Financing Sources</b> | <b>\$ 616,552</b>   | <b>\$ 611,654</b>   | <b>\$ 662,883</b>   | <b>\$ 650,000</b>   | <b>-1.94%</b> |
| <b>USE OF FUND BALANCE</b>           | <b>\$ -</b>         | <b>\$ -</b>         | <b>\$ -</b>         | <b>\$ -</b>         |               |
| <b>Grand Total</b>                   | <b>\$ 3,131,006</b> | <b>\$ 3,311,349</b> | <b>\$ 3,581,946</b> | <b>\$ 3,261,043</b> | <b>-8.96%</b> |

\* Unaudited

**SCHEDULE OF EXPENDITURES /**  
**COLUMBUS IRON WORKS TRADE CENTER FUND 0753**

|                               | FY17<br>Actual      | FY18<br>Actual      | FY19<br>Actual*     | FY20<br>Adopted     | %<br>Change   |
|-------------------------------|---------------------|---------------------|---------------------|---------------------|---------------|
| <b>Non-Categorical</b>        |                     |                     |                     |                     |               |
| 590-2000 Contingency          | -                   | -                   | -                   | 11,576              | N/A           |
| 590-3000 Non-Categorical      | 207,803             | (73,363)            | 147,653             | 138,530             | -6.18%        |
| 590-4000 Interfund Transfers  | -                   | -                   | -                   | -                   | N/A           |
| <b>Subtotal</b>               | <b>\$ 207,803</b>   | <b>\$ (73,363)</b>  | <b>\$ 147,653</b>   | <b>\$ 150,106</b>   | <b>1.66%</b>  |
| <b>Trade Center</b>           |                     |                     |                     |                     |               |
| 620-1000 Administration       | 499,839             | 466,028             | 738,420             | 493,964             | -33.11%       |
| 620-2100 Sales                | 324,543             | 278,933             | 356,931             | 400,106             | 12.10%        |
| 620-2200 Operations           | 556,022             | 630,688             | 497,272             | 598,963             | 20.45%        |
| 620-2300 Building Maintenance | 2,206,852           | 837,945             | 1,184,337           | 1,420,751           | 19.96%        |
| 620-2600 Bonded Debt          | 129,390             | 177,869             | 135,429             | 295,129             | 117.92%       |
| <b>Subtotal</b>               | <b>\$ 3,716,646</b> | <b>\$ 2,391,463</b> | <b>\$ 2,912,389</b> | <b>\$ 3,208,913</b> | <b>10.18%</b> |
| <b>Grand Total</b>            | <b>\$ 3,924,449</b> | <b>\$ 2,318,100</b> | <b>\$ 3,060,042</b> | <b>\$ 3,359,019</b> | <b>9.77%</b>  |

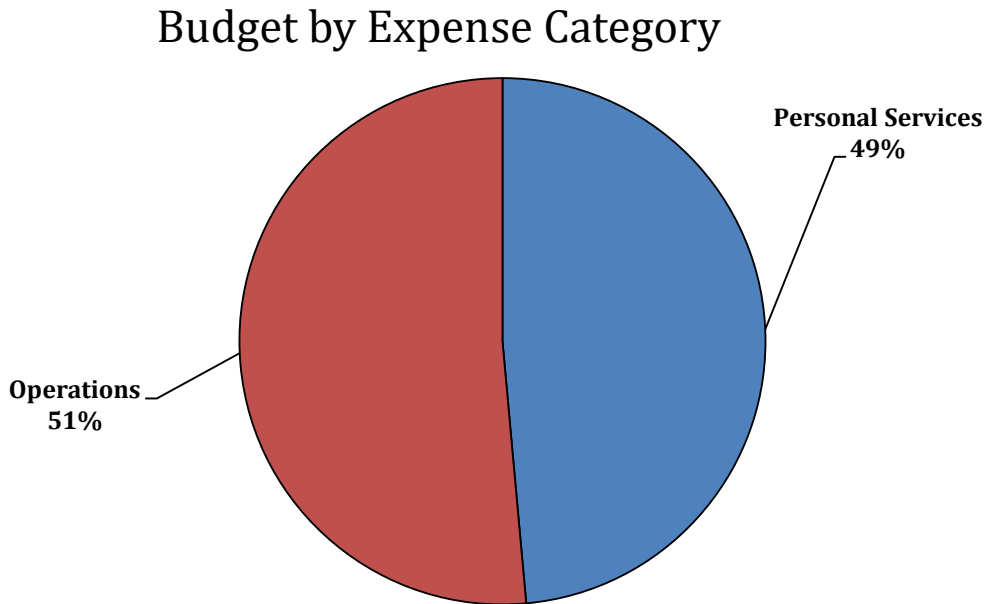
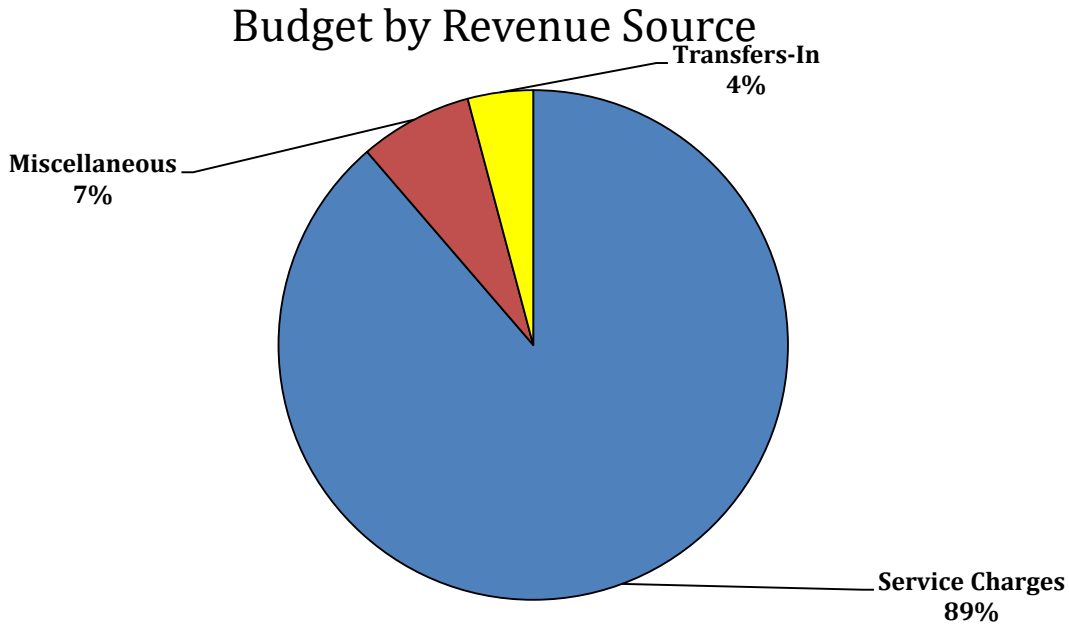
\* Unaudited

OVERVIEW / BULL CREEK GOLF COURSE FUND 0755

**Bull Creek Golf Course Fund**

**\$**

**1,207,000**



The Bull Golf Course Fund provides for administration, operation, and maintenance of Bull Creek Golf Course.



**SCHEDULE OF REVENUES / BULL CREEK GOLF COURSE FUND 0755**

|                                       | FY17<br>Actual      | FY18<br>Actual      | FY19<br>Actual*     | FY20<br>Adopted     | %<br>Change    |
|---------------------------------------|---------------------|---------------------|---------------------|---------------------|----------------|
| <b><u>Charges For Services</u></b>    |                     |                     |                     |                     |                |
| 4541 Golf Course Handicap Fees        | 325                 | 585                 | 550                 | 500                 | -9.09%         |
| 4542 Operations-Golf Course           | 953,427             | 822,588             | 819,384             | 850,000             | 3.74%          |
| 4543 Golf Range Fees                  | 15,926              | 27,586              | 29,141              | 25,000              | -14.21%        |
| 4544 Snack Bar-Golf Course            | 122,019             | 109,790             | 117,391             | 105,000             | -10.56%        |
| 4582 Sale Of Merchandise              | 71,462              | 115,710             | 98,775              | 90,000              | -8.88%         |
| <b>Total Charges For Services</b>     | <b>\$ 1,163,159</b> | <b>\$ 1,076,259</b> | <b>\$ 1,065,240</b> | <b>\$ 1,070,500</b> | <b>0.49%</b>   |
| <b><u>Miscellaneous</u></b>           |                     |                     |                     |                     |                |
| <b>Other Miscellaneous Revenues</b>   |                     |                     |                     |                     |                |
| 4837 Miscellaneous                    | -                   | -                   | 303                 | -                   | -100.00%       |
| 4842 Venders Comp-Sales Tax           | 1,373               | 1,341               | 1,318               | 1,500               | 13.85%         |
| 4851 Damage to City Property          | -                   | -                   | 4,600               | -                   |                |
| 4878 Rental/Lease Income              | 37,407              | 95,329              | 145,174             | 85,000              | -41.45%        |
| 4909 Capital Contributions            | -                   | 98,380              | -                   | -                   | N/A            |
| <b>Subtotal</b>                       | <b>\$ 38,780</b>    | <b>\$ 195,050</b>   | <b>\$ 151,394</b>   | <b>\$ 86,500</b>    | <b>-42.86%</b> |
| <b>Total Miscellaneous Income</b>     | <b>\$ 38,780</b>    | <b>\$ 195,050</b>   | <b>\$ 151,394</b>   | <b>\$ 86,500</b>    | <b>-42.86%</b> |
| <b><u>Other Financing Sources</u></b> |                     |                     |                     |                     |                |
| <b>Interfund Transfers In</b>         |                     |                     |                     |                     |                |
| 4931 Transfer In-General Fund         | 50,000              | 25,928              | 48,290              | 50,000              | 3.54%          |
| <b>Subtotal</b>                       | <b>\$ 50,000</b>    | <b>\$ 25,928</b>    | <b>\$ 48,290</b>    | <b>\$ 50,000</b>    | <b>3.54%</b>   |
| <b>Total Other Financing Sources</b>  | <b>\$ 50,000</b>    | <b>\$ 25,928</b>    | <b>\$ 48,290</b>    | <b>\$ 50,000</b>    | <b>3.54%</b>   |
| <b>Grand Total</b>                    | <b>\$ 1,251,939</b> | <b>\$ 1,297,237</b> | <b>\$ 1,264,924</b> | <b>\$ 1,207,000</b> | <b>-4.58%</b>  |

\* Unaudited

**SCHEDULE OF EXPENDITURES / BULL CREEK GOLF COURSE FUND 0755**

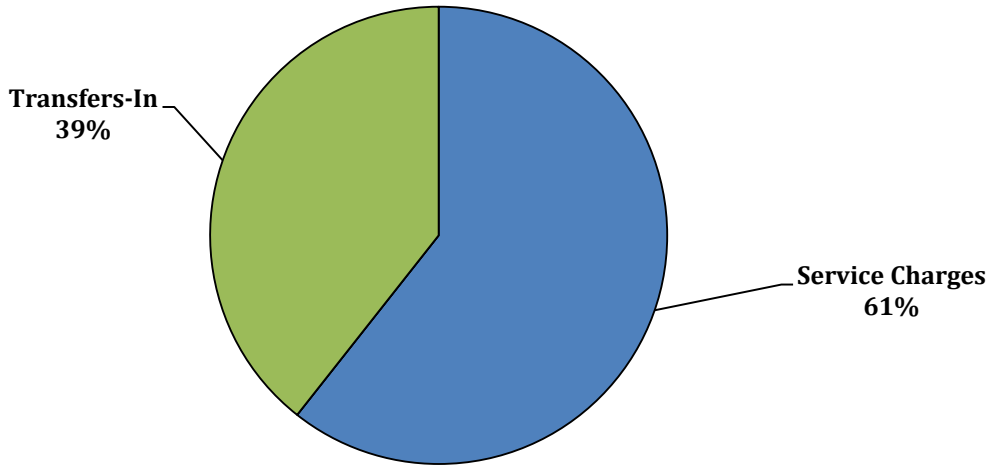
|                               | FY17<br>Actual      | FY18<br>Actual      | FY19<br>Actual*   | FY20<br>Adopted     | %<br>Change   |
|-------------------------------|---------------------|---------------------|-------------------|---------------------|---------------|
| <b><u>Non-Categorical</u></b> |                     |                     |                   |                     |               |
| 590-2000 Contingency          | -                   | -                   | -                 | 5,921               | N/A           |
| 590-3000 Non-Categorical      | 93,433              | (75,740)            | 54,131            | 53,595              | -0.99%        |
| 590-4000 Interfund Transfers  | -                   | -                   | -                 | -                   | N/A           |
| <b>Subtotal</b>               | <b>\$ 93,433</b>    | <b>\$ (75,740)</b>  | <b>\$ 54,131</b>  | <b>\$ 59,516</b>    | <b>9.95%</b>  |
| <b><u>Bull Creek</u></b>      |                     |                     |                   |                     |               |
| 630-2100 Maintenance          | 735,972             | 715,798             | 769,832           | 670,568             | -12.89%       |
| 630-2200 Pro Shop             | 492,494             | 434,743             | -                 | 476,916             | N/A           |
| 630-2300 Debt Service         | -                   | -                   | -                 | -                   | N/A           |
| <b>Subtotal</b>               | <b>\$ 1,228,466</b> | <b>\$ 1,150,541</b> | <b>\$ 769,832</b> | <b>\$ 1,147,484</b> | <b>49.06%</b> |
| <b>Grand Total</b>            | <b>\$ 1,321,899</b> | <b>\$ 1,074,801</b> | <b>\$ 823,963</b> | <b>\$ 1,207,000</b> | <b>46.49%</b> |

\* Unaudited

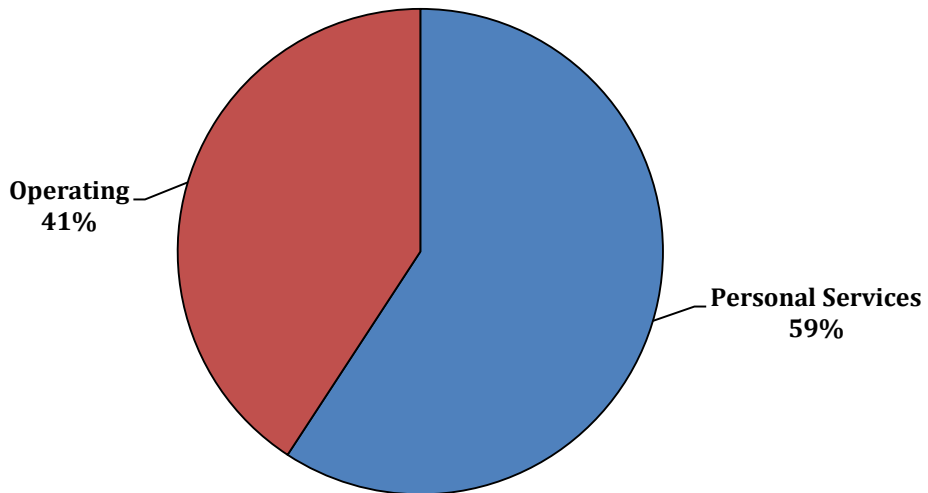
OVERVIEW / OXBOW CREEK GOLF COURSE FUND 0756

**Oxbow Creek Golf Course Fund     \$                     381,000**

**Budget by Revenue Source**



**Budget by Expense Category**



The Oxbow Golf Course Fund provides for administration, operation, and maintenance of Oxbow Creek Golf Course.

**SCHEDULE OF REVENUES / OXBOW CREEK GOLF COURSE FUND 0756**

|                                      | <b>FY17</b>               | <b>FY18</b>       | <b>FY19</b>       | <b>FY20</b>       | <b>%</b>                 |
|--------------------------------------|---------------------------|-------------------|-------------------|-------------------|--------------------------|
|                                      | <b>Actual</b>             | <b>Actual</b>     | <b>Actual*</b>    | <b>Adopted</b>    | <b>Change</b>            |
| <b>Charges For Services</b>          |                           |                   |                   |                   |                          |
| 4541                                 | Golf Course Handicap Fees | -                 | -                 | -                 | N/A                      |
| 4542                                 | Operations-Golf Course    | 185,689           | 198,145           | 223,759           | 185,000 -17.32%          |
| 4543                                 | Golf Range Fees           | 14,624            | 20,800            | 22,082            | 20,000 -9.43%            |
| 4544                                 | Snack Bar-Golf Course     | 19,299            | 18,670            | 22,513            | 18,000 -20.05%           |
| 4582                                 | Sale Of Merchandise       | 7,419             | 9,051             | 10,241            | 8,000 -21.88%            |
| <b>Total Charges For Services</b>    | <b>\$ 227,031</b>         | <b>\$ 246,666</b> | <b>\$ 278,594</b> | <b>\$ 231,000</b> | <b>-17.08%</b>           |
| <b>Miscellaneous</b>                 |                           |                   |                   |                   |                          |
| <b>Other Miscellaneous Revenues</b>  |                           |                   |                   |                   |                          |
| 4842                                 | Vendors Comp - Sales      | 559               | 569               | 660               | -                        |
| 4837                                 | Miscellaneous             | 159               | 18                | -                 | -                        |
|                                      | <b>Subtotal</b>           | <b>\$ 718</b>     | <b>\$ 587</b>     | <b>\$ 660</b>     | <b>\$ - -100.00%</b>     |
| <b>Total Miscellaneous Income</b>    | <b>\$ 718</b>             | <b>\$ 587</b>     | <b>\$ 660</b>     | <b>\$ -</b>       | <b>-100.00%</b>          |
| <b>Other Financing Sources</b>       |                           |                   |                   |                   |                          |
| <b>Interfund Transfers In</b>        |                           |                   |                   |                   |                          |
| 4931                                 | Transfer In-General Func  | 250,000           | 113,317           | 84,851            | 150,000 76.78%           |
|                                      | <b>Subtotal</b>           | <b>\$ 250,000</b> | <b>\$ 113,317</b> | <b>\$ 84,851</b>  | <b>\$ 150,000 76.78%</b> |
| <b>Total Other Financing Sources</b> | <b>\$ 250,000</b>         | <b>\$ 113,317</b> | <b>\$ 84,851</b>  | <b>\$ 150,000</b> | <b>76.78%</b>            |
| <b>Grand Total</b>                   | <b>\$ 477,749</b>         | <b>\$ 360,570</b> | <b>\$ 364,105</b> | <b>\$ 381,000</b> | <b>4.64%</b>             |

\* Unaudited

**SCHEDULE OF EXPENDITURES / OXBOW CREEK GOLF COURSE FUND 0756**

|                        | <b>FY17</b>         | <b>FY18</b>       | <b>FY19</b>        | <b>FY20</b>       | <b>%</b>                  |
|------------------------|---------------------|-------------------|--------------------|-------------------|---------------------------|
|                        | <b>Actual</b>       | <b>Actual</b>     | <b>Actual*</b>     | <b>Adopted</b>    | <b>Change</b>             |
| <b>Non-Categorical</b> |                     |                   |                    |                   |                           |
| 590-2000               | Contingency         | -                 | -                  | 2,146             | N/A                       |
| 590-3000               | Non-Categorical     | 58,480            | (14,324)           | 21,386            | 23,012 7.60%              |
| 590-4000               | Interfund Transfers | -                 | -                  | -                 | N/A                       |
|                        | <b>Subtotal</b>     | <b>\$ 58,480</b>  | <b>\$ (14,324)</b> | <b>\$ 21,386</b>  | <b>\$ 25,158 17.64%</b>   |
| <b>Oxbow Creek</b>     |                     |                   |                    |                   |                           |
| 640-2100               | Pro Shop            | 158,097           | 160,557            | 201,689           | 194,739 -3.45%            |
| 640-2200               | Maintenance         | 192,782           | 177,935            | 195,264           | 161,103 -17.49%           |
| 640-2300               | Debt Service        | 3,108             | -                  | -                 | N/A                       |
|                        | <b>Subtotal</b>     | <b>\$ 353,987</b> | <b>\$ 338,492</b>  | <b>\$ 396,953</b> | <b>\$ 355,842 -10.36%</b> |
| <b>Grand Total</b>     | <b>\$ 412,467</b>   | <b>\$ 324,168</b> | <b>\$ 418,339</b>  | <b>\$ 381,000</b> | <b>-8.93%</b>             |

\* Unaudited

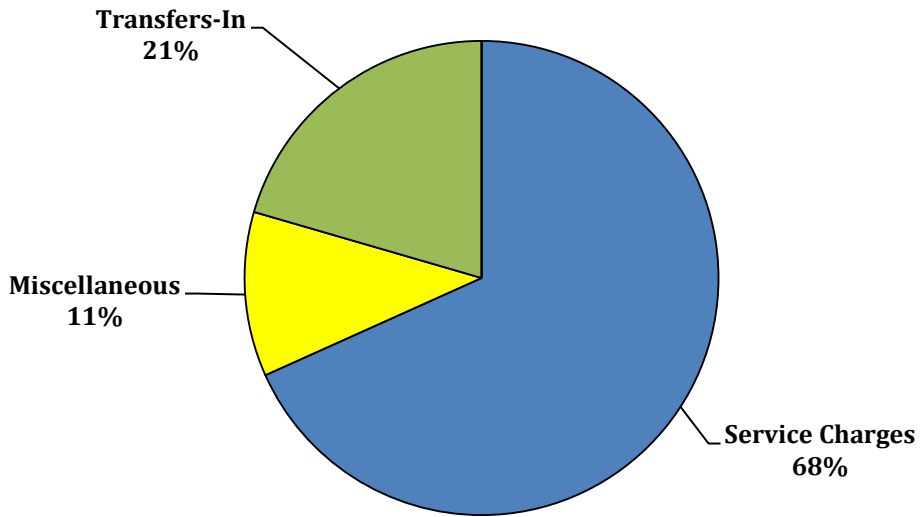
**OVERVIEW / CIVIC CENTER FUND 0757**

**Civic Center Fund**

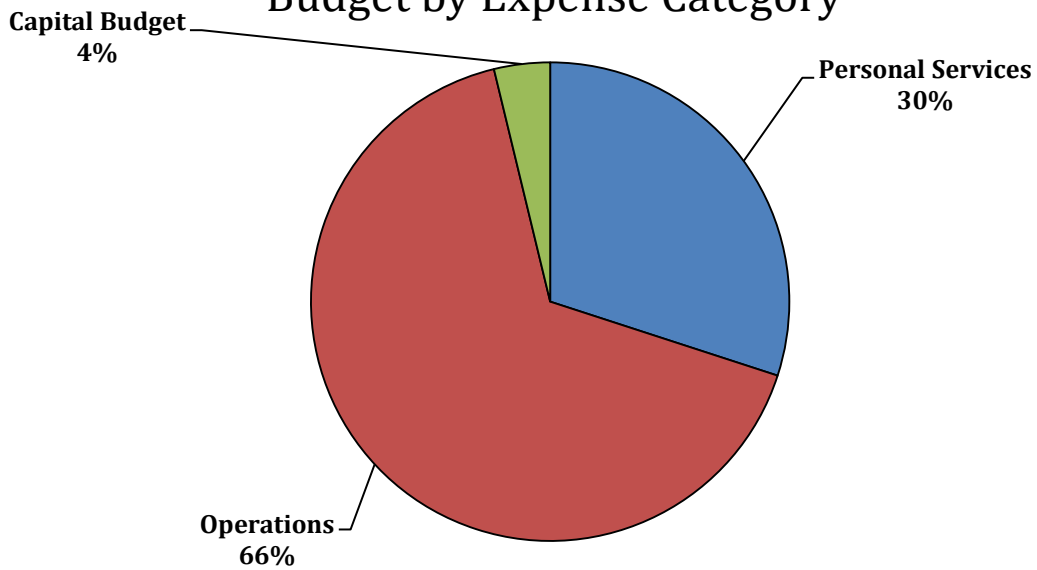
**\$**

**6,347,286**

**Budget by Revenue Source**



**Budget by Expense Category**



The Civic Center Fund accounts for the operation of the multi-functional recreational facility.

**SCHEDULE OF REVENUES / CIVIC CENTER FUND 0757**

|                                   |                        | FY17<br>Actual      | FY18<br>Actual      | FY19<br>Actual*     | FY20<br>Adopted     | %               |
|-----------------------------------|------------------------|---------------------|---------------------|---------------------|---------------------|-----------------|
|                                   |                        |                     |                     |                     |                     | Change          |
| <b>Charges For Services</b>       |                        |                     |                     |                     |                     |                 |
| <b>Civic Center Charges</b>       |                        |                     |                     |                     |                     |                 |
| 4576                              | Catering               | 86,842              | 40,332              | 84,719              | 35,000              | -58.69%         |
| 4587                              | Food Svc Contract      | 223,786             | 152,312             | 109,233             | 140,000             | 28.17%          |
| 4582                              | Sale Of Merchandise    | 317,973             | 186,634             | 288,997             | 180,000             | -37.72%         |
|                                   | <b>Subtotal</b>        | \$ <b>628,601</b>   | \$ <b>379,278</b>   | \$ <b>482,950</b>   | \$ <b>355,000</b>   | <b>-26.49%</b>  |
| <b>Event Fees</b>                 |                        |                     |                     |                     |                     |                 |
| 4573                              | Ticket Sales           | 3,399,063           | 3,028,420           | 2,620,347           | 3,242,650           | 23.75%          |
| 4575                              | Box Office Fees        | -                   | -                   | -                   | -                   | N/A             |
|                                   | <b>Subtotal</b>        | \$ <b>3,399,063</b> | \$ <b>3,028,420</b> | \$ <b>2,620,347</b> | \$ <b>3,242,650</b> | <b>23.75%</b>   |
| <b>Charges for Services</b>       |                        |                     |                     |                     |                     |                 |
| 4568                              | Parking Fees           | 105,824             | 123,894             | 85,019              | 125,000             | 47.03%          |
| 4872                              | Sale of Advertisements | 37,845              | 24,595              | 17,500              | 23,000              | 31.43%          |
| 4837                              | Miscellaneous          | 787,057             | 633,855             | 589,147             | 583,000             | -1.04%          |
|                                   | <b>Subtotal</b>        | \$ <b>930,726</b>   | \$ <b>782,344</b>   | \$ <b>691,666</b>   | \$ <b>731,000</b>   | <b>5.69%</b>    |
| <b>Other Fees</b>                 |                        |                     |                     |                     |                     |                 |
| 4862                              | Sale of Salvage        | -                   | -                   | -                   | -                   | N/A             |
| 4906                              | Property Sales         | -                   | (250)               | -                   | -                   | N/A             |
|                                   | <b>Subtotal</b>        | \$ <b>-</b>         | \$ <b>(250)</b>     | \$ <b>-</b>         | \$ <b>-</b>         | <b>N/A</b>      |
| <b>Total Charges For Services</b> |                        | \$ <b>4,958,390</b> | \$ <b>4,189,792</b> | \$ <b>3,794,963</b> | \$ <b>4,328,650</b> | <b>14.06%</b>   |
| <b>Investment Income</b>          |                        |                     |                     |                     |                     |                 |
| 4780                              | Investment Income      | -                   | -                   | -                   | -                   | N/A             |
| 4772                              | Gains/Losses on        | -                   | 250                 | -                   | -                   | N/A             |
| <b>Total Investment Income</b>    |                        | \$ <b>-</b>         | \$ <b>250</b>       | \$ <b>-</b>         | \$ <b>-</b>         | <b>N/A</b>      |
| <b>Miscellaneous</b>              |                        |                     |                     |                     |                     |                 |
| <b>Miscellaneous</b>              |                        |                     |                     |                     |                     |                 |
| 4801                              | Private Contributions  | 15,000              | 20,000              | 20,000              | -                   | -100.00%        |
| 4802                              | Donations              | 13,819              | 196,807             | 810,285             | -                   | -100.00%        |
|                                   | <b>Subtotal</b>        | \$ <b>28,819</b>    | \$ <b>216,807</b>   | \$ <b>830,285</b>   | \$ <b>-</b>         | <b>-100.00%</b> |
| <b>Rents and Royalties</b>        |                        |                     |                     |                     |                     |                 |
| 4880                              | Rent - Civic Center    | 525,673             | 448,537             | 480,734             | 539,500             | 12.22%          |
| 4842                              | Vendor Comp Sales Tax  | 2,451               | 2,160               | 2,253               | 1,500               | -33.43%         |
| 4574                              | Facility Fee           | 174,599             | 168,126             | 192,177             | 170,000             | -11.54%         |
|                                   | <b>Subtotal</b>        | \$ <b>702,723</b>   | \$ <b>618,823</b>   | \$ <b>675,164</b>   | \$ <b>711,000</b>   | <b>5.31%</b>    |
| <b>Total Miscellaneous</b>        |                        | \$ <b>731,542</b>   | \$ <b>835,630</b>   | \$ <b>1,505,448</b> | \$ <b>711,000</b>   | <b>-52.77%</b>  |

\* Unaudited

**SCHEDULE OF REVENUES / CIVIC CENTER FUND 0757**

|                                | <b>FY17<br/>Actual</b>  | <b>FY18<br/>Actual</b> | <b>FY19<br/>Actual*</b> | <b>FY20<br/>Adopted</b> | <b>%<br/>Change</b> |        |
|--------------------------------|-------------------------|------------------------|-------------------------|-------------------------|---------------------|--------|
| <b>Other Financing Sources</b> |                         |                        |                         |                         |                     |        |
| <b>Interfund Transfers In</b>  |                         |                        |                         |                         |                     |        |
| 4931                           | Transfer In-General     | -                      | 201,552                 | -                       | -                   | N/A    |
|                                | Transfer In-Hotel/Motel |                        |                         |                         |                     |        |
| 4943                           | Tax                     | 1,233,103              | 1,223,308               | 1,325,765               | 1,300,000           | -1.94% |
|                                | <b>Subtotal</b>         | \$ 1,233,103           | \$ 1,424,860            | \$ 1,325,765            | \$ 1,300,000        | -1.94% |
| <b>Total Other Financing</b>   |                         | \$ 1,233,103           | \$ 1,424,860            | \$ 1,325,765            | \$ 1,300,000        | -1.94% |
| <b>Grand Total</b>             |                         | \$ 6,923,035           | \$ 6,450,532            | \$ 6,626,177            | \$ 6,339,650        | -4.32% |

\* Unaudited

**SCHEDULE OF EXPENDITURES / CIVIC CENTER FUND 0757**

|                        | <b>FY17<br/>Actual</b>  | <b>FY18<br/>Actual</b> | <b>FY19<br/>Actual*</b> | <b>FY20<br/>Adopted</b> | <b>%<br/>Change</b> |          |
|------------------------|-------------------------|------------------------|-------------------------|-------------------------|---------------------|----------|
| <b>Civic Center</b>    |                         |                        |                         |                         |                     |          |
| 160-1000               | Civic Center Operations | 1,898,514              | 2,003,244               | 2,772,662               | 2,125,824           | -23.33%  |
| 160-2100               | Hockey                  | 354,916                | -                       | 10,080                  | 324,650             | 3120.77% |
| 160-2200               | AF2 Football            | 67,666                 | 75,583                  | 88,924                  | 77,795              | -12.52%  |
| 160-2500               | Other Events            | 3,813,706              | 3,480,602               | 3,333,471               | 3,047,450           | -8.58%   |
| 160-2600               | Temp Labor Pool         | -                      | -                       | -                       | -                   | N/A      |
| 160-2700               | Ice Rink- Operations    | 150,655                | 168,099                 | 387,670                 | 164,388             | -57.60%  |
| 160-2750               | Ice Rink Events         | 69,678                 | 123,840                 | 150,923                 | 108,000             | -28.44%  |
| 160-2800               | Concessions             | 226,277                | 176,498                 | 212,051                 | 169,226             | -20.20%  |
|                        | <b>Subtotal</b>         | \$ 6,581,412           | \$ 6,027,866            | \$ 6,955,781            | \$ 6,017,333        | -13.49%  |
| <b>Public Services</b> |                         |                        |                         |                         |                     |          |
| 260-3710               | Other Maintenance/Rej   | 127,688                | 202,372                 | 140,654                 | 125,000             | -11.13%  |
|                        | <b>Subtotal</b>         | \$ 127,688             | \$ 202,372              | \$ 140,654              | \$ 125,000          | -11.13%  |
| <b>Non-Categorical</b> |                         |                        |                         |                         |                     |          |
| 590-2000               | Contingency             | -                      | -                       | -                       | 9,243               | N/A      |
| 590-3000               | Non-Categorical         | 236,481                | (19,062)                | 180,792                 | 195,710             | 8.25%    |
| 590-4000               | Interfund Transfers     | -                      | -                       | -                       | -                   | N/A      |
|                        | <b>Subtotal</b>         | \$ 236,481             | \$ (19,062)             | \$ 180,792              | \$ 204,953          | 13.36%   |
| <b>Grand Total</b>     |                         | \$ 6,945,581           | \$ 6,211,176            | \$ 7,277,227            | \$ 6,347,286        | -12.78%  |

\* Unaudited

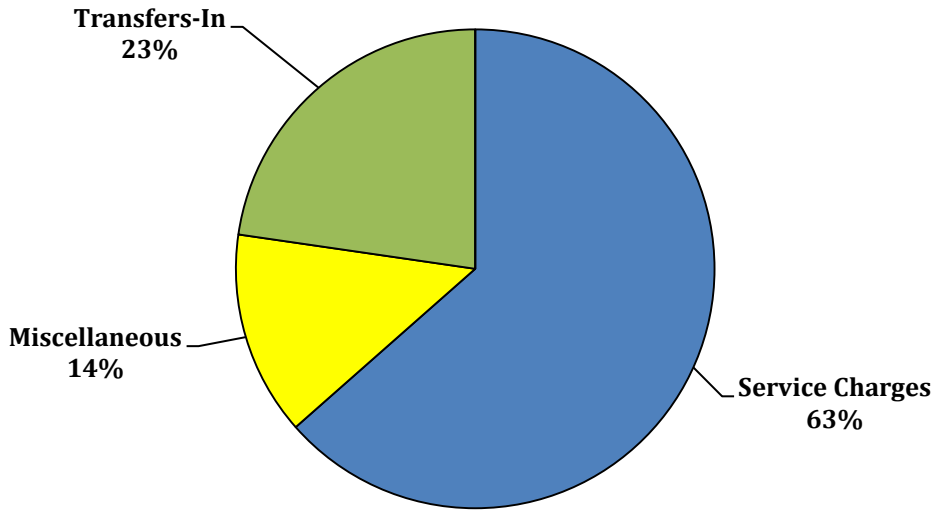
**OVERVIEW / HEALTH & INSURANCE FUND 0850**

**Health & Insurance Fund**

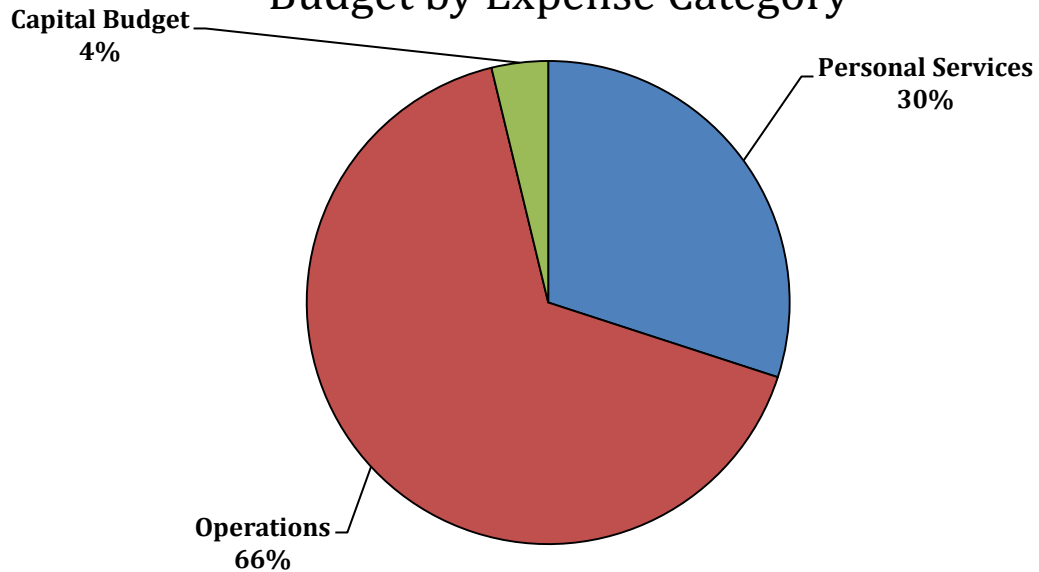
**\$**

**23,912,887**

**Budget by Revenue Source**



**Budget by Expense Category**



The Employee Health & Life Insurance Fund is established to account for the self-funded employee health care program and employee life insurance program.

**SCHEDULE OF REVENUES / HEALTH & INSURANCE FUND 0850**

|   | FY17<br>Actual                  | FY18<br>Actual       | FY19<br>Actual*      | FY20<br>Adopted      | %<br>Change          |                 |
|---|---------------------------------|----------------------|----------------------|----------------------|----------------------|-----------------|
| <b>Charges For Services</b>                     |                                 |                      |                      |                      |                      |                 |
| 4603  | Employer Health Care<br>Contr.  | 16,074,009           | 15,358,974           | 14,766,346           | 15,284,804           | 3.51%           |
| 4604  | Employee Health Care<br>Contr.  | 3,859,548            | 3,927,370            | 3,977,578            | 4,273,409            | 7.44%           |
| 4606  | Dependent Health Care<br>Contr. | 2,075,395            | 2,031,507            | 2,058,221            | 2,544,045            | 23.60%          |
| 4607  | Retiree Health Care<br>Contr.   | 2,255,290            | -                    | -                    | 1,810,629            | N/A             |
| <b>Total Charges For Services</b>               |                                 | <b>\$ 24,264,242</b> | <b>\$ 21,317,851</b> | <b>\$ 20,802,145</b> | <b>\$ 23,912,887</b> | <b>14.95%</b>   |
| <b>Reimbursement For Damaged Property</b>       |                                 |                      |                      |                      |                      |                 |
| 4853  | Claims/Settlements              | -                    | 5,684                | 13,120               | -                    | -100.00%        |
| <b>Total Reimbursement For Damaged Property</b> |                                 | <b>\$ -</b>          | <b>\$ 5,684</b>      | <b>\$ 13,120</b>     | <b>\$ -</b>          | <b>-100.00%</b> |
| <b>Other Miscellaneous Revenue</b>              |                                 |                      |                      |                      |                      |                 |
| 4840  | Rebates                         | 583,615              | 46,188               | 65,664               | -                    | -100.00%        |
| <b>Total Other Miscellaneous Revenue</b>        |                                 | <b>\$ 583,615</b>    | <b>\$ 46,188</b>     | <b>\$ 65,664</b>     | <b>\$ -</b>          | <b>-100.00%</b> |
| <b>Grand Total</b>                              |                                 | <b>\$ 24,847,857</b> | <b>\$ 21,369,723</b> | <b>\$ 20,880,929</b> | <b>\$ 23,912,887</b> | <b>14.52%</b>   |

\* Unaudited

**SCHEDULE OF EXPENDITURES / HEALTH & INSURANCE FUND 0850**

|                              | FY17<br>Actual          | FY18<br>Actual       | FY19<br>Actual*      | FY20<br>Adopted      | %<br>Change          |               |
|------------------------------|-------------------------|----------------------|----------------------|----------------------|----------------------|---------------|
| <b>Human Resources</b>       |                         |                      |                      |                      |                      |               |
| 2203310                      | Health Insurance Claims | 17,023,166           | 18,156,765           | 15,629,821           | 20,119,887           | 28.73%        |
| 2203320                      | Health Insurance Fees   | 1,413,750            | 1,317,377            | 1,297,626            | 1,493,000            | 15.06%        |
| 2203330                      | Health Wellness Center  | 1,715,507            | 2,228,497            | 2,267,987            | 2,300,000            | 1.41%         |
| <b>Total Human Resources</b> |                         | <b>\$ 20,152,423</b> | <b>\$ 21,702,639</b> | <b>\$ 19,195,434</b> | <b>\$ 23,912,887</b> | <b>24.58%</b> |
| <b>Grand Total</b>           |                         | <b>\$ 20,152,423</b> | <b>\$ 21,702,639</b> | <b>\$ 19,195,434</b> | <b>\$ 23,912,887</b> | <b>24.58%</b> |

\* Unaudited



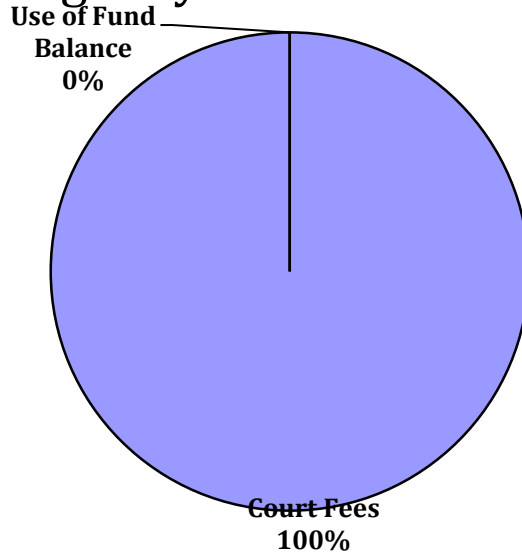
OVERVIEW / RISK MANAGEMENT FUND 0860

**Risk Management Fund**

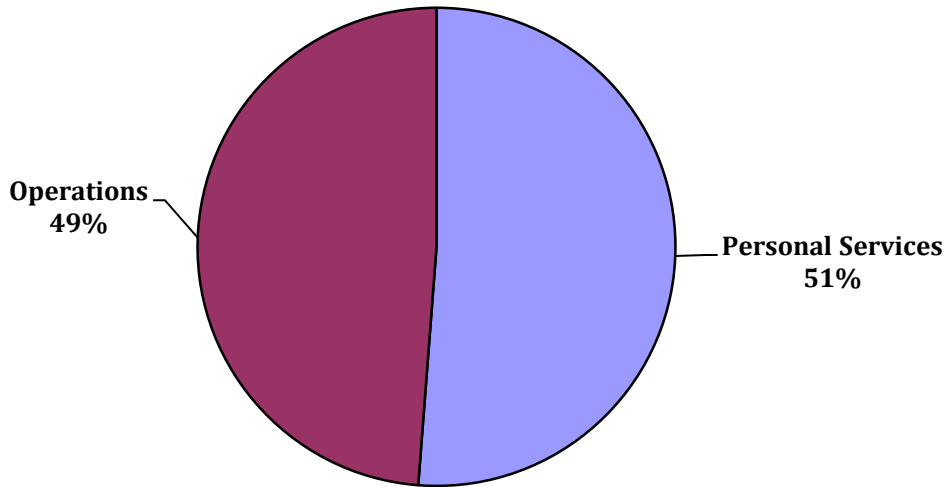
**\$**

**4,676,684**

**Budget by Revenue Category**



**Budget by Expenditures Category**



The Risk Management Fund is established for the purposes of providing self-insurance funding for vehicle claims and worker's compensation management.

**SCHEDULE OF REVENUES / RISK MANAGEMENT FUND 0860**

|   |                             | FY17<br>Actual | FY18<br>Actual | FY19<br>Actual* | FY20<br>Adopted | %        |
|---|-----------------------------|----------------|----------------|-----------------|-----------------|----------|
|   |                             |                |                |                 |                 | Change   |
| <b>Court Fees</b>                               |                             |                |                |                 |                 |          |
| 4460  | Workers Comp Fees           | 4,383,654      | 4,239,439      | 3,878,719       | 3,676,768       | -5.21%   |
| 4462  | Unfunded Loss Fees          | 643,089        | 649,572        | -               | 999,916         | N/A      |
| <b>Total Court Fees</b>                         |                             | \$ 5,026,743   | \$ 4,889,011   | \$ 3,878,719    | \$ 4,676,684    | 20.57%   |
| <b>Investment Income</b>                        |                             |                |                |                 |                 |          |
| 4772  | Gains/Losses on Investments | (77,323)       | (192,613)      | (5,102)         | -               | -100.00% |
| 4780  | Investment Interest         | 142,877        | 190,085        | 284,923         | -               | -100.00% |
| <b>Total Investment Income</b>                  |                             | \$ 65,554      | \$ (2,528)     | \$ 279,821      | \$ -            | -100.00% |
| <b>Reimbursement For Damaged Property</b>       |                             |                |                |                 |                 |          |
| 4853  | Claims/Settlements          | -              | -              | -               | -               | N/A      |
| <b>Total Reimbursement For Damaged Property</b> |                             | \$ -           | \$ -           | \$ -            | \$ -            | N/A      |
| <b>Other Miscellaneous Revenue</b>              |                             |                |                |                 |                 |          |
| 4837  | Miscellaneous               | -              | -              | -               | -               | N/A      |
| <b>Total Other Miscellaneous</b>                |                             | \$ -           | \$ -           | \$ -            | \$ -            | N/A      |
| <b>USE OF FUND BALANCE</b>                      |                             | \$ -           | \$ -           | \$ -            | \$ -            |          |
| <b>Grand Total</b>                              |                             | \$ 5,092,297   | \$ 4,886,483   | \$ 4,158,540    | \$ 4,676,684    | 12.46%   |

\* Unaudited

**SCHEDULE OF EXPENDITURES / RISK MANAGEMENT FUND 0860**

|                               |                           | FY17<br>Actual | FY18<br>Actual | FY19<br>Actual* | FY20<br>Adopted | %       |
|-------------------------------|---------------------------|----------------|----------------|-----------------|-----------------|---------|
|                               |                           |                |                |                 |                 | Change  |
| <b>Human Resources</b>        |                           |                |                |                 |                 |         |
| 2203820                       | Health Insurance          | 2,426,619      | 3,047,447      | 2,902,073       | 3,298,597       | 13.66%  |
| 2203830                       | Health Insurance Fees     | 1,087,547      | 752,702        | 1,181,401       | 1,052,621       | -10.90% |
| 2203840                       | Income/Insurance Coverage | -              | 73,848         | -               | 73,848          | N/A     |
| <b>Total Human Resources</b>  |                           | \$ 3,514,166   | \$ 3,873,997   | \$ 4,083,474    | \$ 4,425,066    | 8.37%   |
| <b>Non-Departmental</b>       |                           |                |                |                 |                 |         |
| 5902000                       | Contingency               | -              | -              | -               | 251,618         | N/A     |
| <b>Total Non-Departmental</b> |                           | \$ -           | \$ -           | \$ -            | \$ 251,618      | N/A     |
| <b>Grand Total</b>            |                           | \$ 3,514,166   | \$ 3,873,997   | \$ 4,083,474    | \$ 4,676,684    | 14.53%  |

\* Unaudited



# Personnel

## INCLUDED IN THIS SECTION:

- Staffing
- Benefits
- Fiscal Year Changes

## **PERSONNEL**

A top priority of the Columbus Consolidated Government (CCG) is to provide the most efficient services while retaining quality employees who are committed to excellence and the community. The CCG employs over **3,000** full-time, part-time, and temporary employees, who provide a wide range of services to the community.

The CCG provides a total benefit package that includes the following:

- Major Medical Health Insurance
- Life Insurance
- Social Security
- Long Term Disability Insurance
- Retirement Plan
- Dental Insurance
- Sick and Vacation Pay
- Worker's Compensation
- Cafeteria Plan
- Deferred Compensation Plans

### **Major Medical Health Insurance**

The CCG provides health insurance to all full-time employees. Coverage begins on the first day, coincide with or immediately following completion of 30 days of active employment. The City's annual contribution is \$5,825 per employee.

During 2013, the City opened its own Health and Wellness Center on the campus of Columbus Regional Healthcare System. The Health and Wellness Center provides routine primary healthcare, urgent care, and specialist referrals for members of the H&W Center plan. In addition to having no copayments for office visits, referrals, or routine pharmaceuticals, employees covered by the Health and Wellness plan enjoy premiums that are the lowest available for any plan offered at CCG. By more closely managing the health and wellbeing of its employees, CCG anticipates significant wellness and productivity benefits from the Health and Wellness Center program for its employees and their dependents. In addition, the City expects to see reduced healthcare costs in the long term by improving the health status of the workforce and by better management of chronic conditions.

### **Life Insurance (Accidental Death & Dismemberment)**

The CCG provides life, accidental death, and dismemberment insurance to all full-time employees. Coverage is equal to one and one-half (1½) times an employee's annual salary, rounded to the next highest \$500. The benefit is calculated at \$0.50 per \$1,000 of their salary.

### **Long-Term Disability**

CCG provides long-term disability coverage to all full-time employees. The Social Security Administration Office must declare an employee disabled, after which the plan allows the

## PERSONNEL

disabled employee to collect 60% of their monthly salary (offset by Social Security, Worker's Compensation and certain other pensions and disability plans).

### **Social Security (FICA)**

CCG contributes the employer's share of FICA, 7.65% (6.20% Social Security and 1.45% Medicare) of earnings up to a maximum salary of \$132,900. Maximum is for Social Security only. The Federal Insurance Program has no cap on Medicare contribution earnings.

### **Retirement**

The CCG provides two retirement plans: one for general government employees and an enhanced plan for public safety employees. Both plans offer early and normal retirement options, once time vests an employee. The City has historically contributed 100% of the costs for the program. However, in FY13 the City implemented an employee contribution rate of 4% for all eligible existing employees phased in at 2% over a 2-year period and a contribution rate of 8% for eligible new employees phased in at 6% the first year and 2% the second year. The general government employees' plan must generate a minimum of \$3.6 million based on employee salaries and \$9.2 million for public safety employees' salaries.

### **Vacation**

All city officials and permanent employees accrue and accumulate annual leave based on their years of service as displayed in the following table.

| <b>Service</b> | <b>Earned</b> | <b>Accumulate</b> |
|----------------|---------------|-------------------|
| 0 - 10 years   | 10 days       | 20 days           |
| 10 - 15 years  | 15 days       | 20 days           |
| 15+ years      | 20 days       | 30 days           |

### **Sick Leave**

All city officials and permanent employees accrue 13 days of sick leave per year. An employee may accumulate the following maximums: 30 days in a base account and 60 days in a reserve account for a total of 90 days. By the last pay period in November, CCG pays one-fourth of accumulated sick leave beyond the 30 days allowed in an employees' base account as a bonus to employees. This bonus is based on the employee's salary/wage and is subject to City Council's approval. The remaining three-fourths above the 30 days are added to the employees' sick leave reserve account until a maximum of 60 days is accumulated.

## PERSONNEL

### **Catastrophic Sick Leave**

At the end of each leave year all accrued leave days above the maximum allowable reserve accumulations will be added to the catastrophic sick leave bank until a maximum of one hundred and twenty (120) days shall be attained. No charge shall be made against the catastrophic sick leave accumulation until the base and reserve accumulations for both vacation and sick leave have been exhausted, and until a valid medical certificate has been presented as to the nature of the employee's illness and inability to return to work.

### **Other Benefits**

The Columbus Consolidated Government (CCG) offers deferred compensation, cafeteria, vision and dental plans for employees. Although the City does not contribute to the plans, we offer the plans as a convenience to the employee.

### **Holidays**

For several years, the CCG has observed ten (10) holidays and one (1) floating holiday. This year the CCG will observe the floating holiday on December 26, 2019. A schedule of holidays is listed below:

| <b>HOLIDAY</b>                   | <b>DATE OBSERVED</b>   | <b>DAY</b>          |
|----------------------------------|------------------------|---------------------|
| Independence Day                 | July 4, 2019           | Thursday            |
| Labor Day                        | September 2, 2019      | Monday              |
| Columbus Day                     | October 14, 2019       | Monday              |
| Veteran's Day                    | November 11, 2019      | Monday              |
| Thanksgiving Day/Day After       | November 28 & 29, 2019 | Thursday and Friday |
| Christmas                        | December 25, 2019      | Wednesday           |
| Floating Holiday                 | December 26, 2019      | Thursday            |
| New Year's Day                   | January 1, 2020        | Wednesday           |
| Martin Luther King, Jr. Birthday | January 20, 2020       | Monday              |
| Memorial Day                     | May 25, 2020           | Monday              |

## PERSONNEL

### Personnel Summary

The chart below details compensation and benefits discussed in earlier sections. Net personnel expenditures make up 54.22% of the total operating budget. Salaries, wages, and overtime are the largest elements of the compensation and benefits.

|   | Compensation and Benefits |               |
|---|---------------------------|---------------|
| Elements                                      | Budget                    | % of Net      |
| General Government Salaries, Wages & Overtime | \$52,129,442              | 34.0%         |
| Public Safety Salaries, Wages, & Overtime     | 61,136,567                | 39.9%         |
| FICA Contributions                            | 8,841,882                 | 5.8%          |
| General Government Retirement                 | 3,723,990                 | 2.4%          |
| Public Safety Retirement                      | 9,248,578                 | 6.0%          |
| Group Health Care Contribution                | 15,172,196                | 9.9%          |
| Group Life Insurance                          | 520,233                   | 0.3%          |
| Other Benefits & Administrative Fees*         | 2,445,736                 | 1.6%          |
| <b>Total</b>                                  | <b>\$153,218,624</b>      | <b>100.0%</b> |

*\*Includes: Unused Sick Leave, Unused Annual Leave, Major Disability Income, Death Benefit Escrow, Unemployment Compensation, certain Allowances, Relocation Expenses and Other Employee Benefits.*

*\$0 is included in Other Benefits to set aside funding for post-retirement healthcare and other post-employment benefits (OPEB) per GASB Statement No. 75, Accounting and Financial Reporting by Employers for Postemployment Benefits Other Than Pensions.*

## PERSONNEL

|  | FY19 Adopted |           |                        | FY20 Adopted |           |                        |
|--|--------------|-----------|------------------------|--------------|-----------|------------------------|
|  | General Fund |           |                        |              |           |                        |
|  | Full-time    | Part-time | Seasonal/<br>Temporary | Full-time    | Part-time | Seasonal/<br>Temporary |
| Council                                    | 10           |           |                        | 10           |           |                        |
| Clerk of Council                           | 3            | 1         |                        | 3            | 2         |                        |
| Mayor                                      | 4            |           |                        | 4            |           |                        |
| Internal Auditor                           | 2            |           |                        | 2            |           |                        |
| City Attorney                              | 4            |           |                        | 4            |           |                        |
| <b>Total Executive/Legal</b>               | <b>23</b>    | <b>1</b>  |                        | <b>23</b>    | <b>2</b>  |                        |
| City Manager Administration                | 8            |           |                        | 8            |           |                        |
| Mail Room                                  | 1            |           | 1                      | 1            |           | 1                      |
| Print Shop                                 | 4            |           |                        | 4            |           |                        |
| Public Information & Relations<br>(CCG-TV) | 2            |           | 1                      | 2            |           | 1                      |
| Citizens Service Center                    | 7            |           |                        | 7            |           |                        |
| <b>Total City Manager</b>                  | <b>22</b>    |           | <b>2</b>               | <b>22</b>    |           | <b>2</b>               |
| Finance Administration                     | 2            |           |                        | 2            |           |                        |
| Accounting                                 | 8            |           |                        | 8            |           |                        |
| Revenue                                    | 12           |           |                        | 12           |           |                        |
| Financial Planning                         | 4            |           |                        | 4            |           |                        |
| Purchasing                                 | 7            |           |                        | 7            |           |                        |
| Cash Management                            | 2            |           |                        | 2            |           |                        |
| <b>Total Finance</b>                       | <b>35</b>    |           |                        | <b>35</b>    |           |                        |
| Information Technology                     | 28           |           |                        | 27           |           |                        |
| GIS  | 0            |           |                        | 0            |           |                        |
| <b>Total Information Technology</b>        | <b>28</b>    |           |                        | <b>27</b>    |           |                        |
| <b>Human Resources</b>                     | <b>14</b>    | <b>1</b>  |                        | <b>14</b>    |           |                        |
| Inspections                                | 25           |           |                        | 25           |           |                        |
| Special Enforcement                        | 7            |           |                        | 7            |           |                        |
| <b>Total Codes and Inspections</b>         | <b>32</b>    |           |                        | <b>32</b>    |           |                        |
| <b>Planning</b>                            | <b>6</b>     |           |                        | <b>4</b>     |           |                        |
| <b>Community Reinvestment</b>              | <b>1</b>     |           |                        | <b>1</b>     |           |                        |
| Traffic Engineering                        | 22           |           |                        | 19           |           |                        |
| <b>Total Engineering</b>                   | <b>22</b>    |           |                        | <b>19</b>    |           |                        |
| Public Works Administration                | 4            |           |                        | 4            |           |                        |
| Fleet Management                           | 38           |           | Varies                 | 38           |           | Varies                 |



## PERSONNEL

|                                     | FY19 Adopted |           |                        | FY20 Adopted |           |                        |
|-------------------------------------|--------------|-----------|------------------------|--------------|-----------|------------------------|
|                                     | General Fund |           |                        |              |           |                        |
|                                     | Full-time    | Part-time | Seasonal/<br>Temporary | Full-time    | Part-time | Seasonal/<br>Temporary |
| Special Enforcement/Animal Control  | 18           | 1         |                        | 19           |           |                        |
| Cemeteries                          | 4            |           |                        | 4            |           |                        |
| Facilities Maintenance              | 30           |           | Varies                 | 30           |           |                        |
| <b>Total Public Works</b>           | <b>94</b>    | <b>1</b>  | <b>Varies</b>          | <b>94</b>    |           | <b>Varies</b>          |
| Parks & Recreation Admin            | 5            | 3         |                        | 5            | 3         |                        |
| Parks Services                      | 72           | 8         |                        | 65           | 7         |                        |
| Recreation Administration           | 10           | 3         | Varies                 | 10           | 2         | Varies                 |
| Athletic                            | 2            | 2         |                        | 2            | 2         |                        |
| Community Schools Operations        | 3            |           | Varies                 | 3            |           | Varies                 |
| Cooper Creek Tennis Center          | 4            | 7         |                        | 4            | 7         |                        |
| Lake Oliver Marina                  | 1            | 3         |                        | 1            | 3         |                        |
| Aquatics                            | 1            |           | Varies                 | 1            |           | Varies                 |
| Columbus Aquatic Center             | 4            | 7         | Varies                 | 4            | 7         | Varies                 |
| Therapeutics                        | 2            |           | 3                      | 2            |           | 3                      |
| Cultural Arts Center                | 1            | 6         |                        | 1            | 5         |                        |
| Senior Citizen's Center             | 5            | 4         |                        | 5            | 3         |                        |
| <b>Total Parks &amp; Recreation</b> | <b>110</b>   | <b>43</b> | <b>Varies</b>          | <b>103</b>   | <b>39</b> | <b>Varies</b>          |
| Tax Assessor                        | 27           |           |                        | 26           |           |                        |
| Elections & Registration            | 6            | 8         | Varies                 | 6            | 8         | Varies                 |
| <b>Total Boards &amp; Elections</b> | <b>33</b>    | <b>8</b>  | <b>Varies</b>          | <b>32</b>    | <b>8</b>  | <b>Varies</b>          |
| Chief of Police                     | 10           |           |                        | 10           |           |                        |
| Intelligence/Vice                   | 25           |           |                        | 25           |           |                        |
| Support Services                    | 42           |           |                        | 42           |           |                        |
| Field Operations                    | 217          |           |                        | 217          |           |                        |
| Office of Professional Standards    | 8            |           |                        | 8            |           |                        |
| METRO Drug Task Force               | 3            |           |                        | 3            |           |                        |
| Administrative Services             | 21           |           |                        | 21           |           |                        |
| Investigative Services              | 99           |           |                        | 100          |           |                        |
| <b>Total Police</b>                 | <b>425</b>   |           |                        | <b>426</b>   |           |                        |
| Chief of Fire & EMS                 | 5            |           |                        | 5            |           |                        |
| Operations                          | 332          |           |                        | 331          |           |                        |
| Special Operations                  | 11           |           |                        | 10           |           |                        |
| Administrative Services             | 11           |           |                        | 12           |           |                        |
| Emergency Management                | 2            |           |                        | 2            |           |                        |
| Logistics/Support                   | 3            |           |                        | 3            |           |                        |
| <b>Total Fire &amp; EMS</b>         | <b>364</b>   |           |                        | <b>363</b>   |           |                        |
| <b>Muscogee County Prison</b>       | <b>112</b>   |           | <b>Varies</b>          | <b>112</b>   |           |                        |
| <b>Superior Court Judges</b>        | <b>17</b>    | <b>4</b>  | <b>2</b>               | <b>17</b>    | <b>4</b>  | <b>2</b>               |

## PERSONNEL

|   | FY19 Adopted      |           |                        | FY20 Adopted |           |                        |
|---|-------------------|-----------|------------------------|--------------|-----------|------------------------|
|   | General Fund      |           |                        |              |           |                        |
|   | Full-time         | Part-time | Seasonal/<br>Temporary | Full-time    | Part-time | Seasonal/<br>Temporary |
| <b>District Attorney</b>                                | <b>34</b>         |           |                        | <b>34</b>    | <b>2</b>  |                        |
| <b>Adult Probation</b>                                  | <b>0</b>          | <b>0</b>  |                        | <b>0</b>     | <b>0</b>  |                        |
| <b>Juvenile Court &amp; Circuit Wide Juvenile Court</b> | <b>14</b>         |           |                        | <b>14</b>    |           |                        |
| <b>Jury Manager</b>                                     | <b>2</b>          | <b>1</b>  |                        | <b>2</b>     | <b>1</b>  |                        |
| <b>Victim Witness – DA</b>                              | <b>3</b>          |           |                        | <b>3</b>     |           |                        |
| <b>Clerk of Superior Court</b>                          | <b>37</b>         | <b>2</b>  | <b>Varies</b>          | <b>36</b>    | <b>4</b>  | <b>Varies</b>          |
| <b>Board of Equalization</b>                            | <b>1</b>          |           |                        | <b>1</b>     |           |                        |
| <b>State Court Judges</b>                               | <b>6</b>          |           |                        | <b>7</b>     |           |                        |
| <b>State Court Solicitor</b>                            | <b>14</b>         |           |                        | <b>14</b>    |           |                        |
| <b>Public Defender</b>                                  | <b>9</b>          | <b>1</b>  | <b>Varies</b>          | <b>9</b>     | <b>1</b>  |                        |
| <b>Municipal Court Judge</b>                            | <b>5</b>          | <b>1</b>  |                        | <b>6</b>     | <b>1</b>  |                        |
| <b>Clerk of Municipal Court</b>                         | <b>14</b>         |           |                        | <b>13</b>    |           |                        |
| <b>Municipal Court Marshal</b>                          | <b>15</b>         |           | <b>Varies</b>          | <b>14</b>    |           | <b>Varies</b>          |
| <b>Judge of Probate</b>                                 | <b>7</b>          |           |                        | <b>7</b>     |           |                        |
| <b>Sheriff</b>  | <b>327</b>        | <b>2</b>  | <b>86</b>              | <b>327</b>   | <b>2</b>  | <b>86</b>              |
| <b>Tax Commissioner</b>                                 | <b>28</b>         | <b>2</b>  |                        | <b>28</b>    | <b>2</b>  |                        |
| <b>Coroner</b>  | <b>4</b>          |           | <b>1</b>               | <b>5</b>     |           | <b>1</b>               |
| <b>Recorder’s Court</b>                                 | <b>15</b>         | <b>2</b>  |                        | <b>18</b>    | <b>2</b>  |                        |
| <b>Parking Management</b>                               | <b>1</b>          | <b>13</b> | <b>Varies</b>          | <b>1</b>     | <b>13</b> |                        |
| <b>Total General Fund</b>                               | <b>1,874</b>      | <b>82</b> | <b>Varies</b>          | <b>1,863</b> | <b>81</b> | <b>Varies</b>          |
|   | <b>OLOST Fund</b> |           |                        |              |           |                        |
| Crime Prevention  | 1                 |           |                        | 1            |           |                        |
| Police  | 110               |           |                        | 110          |           |                        |
| E911 Communications                                     | 9                 |           |                        | 9            |           |                        |
| Fire & EMS  | 20                |           |                        | 20           |           |                        |
| Muscogee County Prison                                  | 5                 |           |                        | 5            |           |                        |
| District Attorney                                       | 2                 |           |                        | 2            |           |                        |
| Clerk of Superior Court                                 | 1                 |           |                        | 1            |           |                        |
| State Solicitor   | 3                 |           |                        | 3            |           |                        |
| Clerk of Municipal Court                                | 2                 |           |                        | 2            |           |                        |
| Marshal   | 5                 |           |                        | 5            |           |                        |
| Probate Court   | 1                 |           |                        | 1            |           |                        |
| Sheriff   | 26                |           |                        | 26           |           |                        |
| Recorder’s Court  | 2                 |           |                        | 2            |           |                        |
| Engineering – Infrastructure                            | 0                 |           |                        | 0            |           |                        |
| <b>Total LOST Fund<sup>1</sup></b>                      | <b>187</b>        |           |                        | <b>187</b>   |           |                        |

<sup>1</sup> Public Defender has 2 contractual Public Defenders paid out of OLOST Public Safety operating.

## PERSONNEL

|                                       | FY19 Adopted |           |                        | FY20 Recommended |           |                        |
|---------------------------------------|--------------|-----------|------------------------|------------------|-----------|------------------------|
|                                       | Full-time    | Part-time | Seasonal/<br>Temporary | Full-time        | Part-time | Seasonal/<br>Temporary |
| <b>Stormwater Fund</b>                |              |           |                        |                  |           |                        |
| Drainage                              | 5            |           |                        | 5                |           |                        |
| Stormwater                            | 5            |           |                        | 5                |           |                        |
| Stormwater Maintenance                | 55           |           |                        | 55               |           |                        |
| <b>Total Stormwater Fund</b>          | <b>65</b>    |           |                        | <b>65</b>        |           |                        |
| <b>Paving Fund</b>                    |              |           |                        |                  |           |                        |
| Highway & Roads                       | 15           |           |                        | 15               |           |                        |
| Street Repairs & Maintenance          | 70           |           | 15                     | 70               |           | 15                     |
| Urban Forestry & Beautification       | 84           |           | 2                      | 84               |           | 2                      |
| ROW Community Services                | 3            | 13        |                        | 5                | 13        |                        |
| <b>Total Paving Fund</b>              | <b>172</b>   | <b>13</b> | <b>17</b>              | <b>174</b>       | <b>13</b> | <b>17</b>              |
| <b>Integrated Waste Fund</b>          |              |           |                        |                  |           |                        |
| Solid Waste Collection                | 71           |           |                        | 71               |           |                        |
| Recycling                             | 14           |           |                        | 14               |           |                        |
| Granite Bluff Inert Landfill          | 4            |           |                        | 4                |           |                        |
| Pine Grove Sanitary Landfill          | 12           |           |                        | 12               |           |                        |
| Recycling Center                      | 11           |           |                        | 11               |           |                        |
| Park Services Refuse Collection       | 1            |           |                        | 1                |           |                        |
| <b>Total Integrated Waste Fund</b>    | <b>113</b>   |           |                        | <b>113</b>       |           |                        |
| <b>Emergency Telephone Fund</b>       |              |           |                        |                  |           |                        |
| E911 Communications                   | 53           | 1         |                        | 53               | 1         |                        |
| <b>Total Emergency Telephone Fund</b> | <b>53</b>    | <b>1</b>  |                        | <b>53</b>        | <b>1</b>  |                        |
| <b>CDBG Fund</b>                      |              |           |                        |                  |           |                        |
| Community Reinvestment                | 5            | 1         |                        | 5                | 1         |                        |
| <b>Total CDBG Fund</b>                | <b>5</b>     | <b>1</b>  |                        | <b>5</b>         | <b>1</b>  |                        |
| <b>HOME Program Fund</b>              |              |           |                        |                  |           |                        |
| HOME-Community Reinvestment           | 1            |           |                        | 1                |           |                        |
| <b>Total HOME Program Fund</b>        | <b>1</b>     |           |                        | <b>1</b>         |           |                        |
| <b>Civic Center Fund</b>              |              |           |                        |                  |           |                        |
| Civic Center Operations               | 20           |           |                        | 19               |           |                        |
| Ice Rink Operations                   | 2            |           |                        | 2                |           |                        |
| Civic Center Concessions              | 1            |           |                        | 1                |           |                        |
| <b>Total Civic Center Fund</b>        | <b>23</b>    |           |                        | <b>22</b>        |           |                        |
| <b>Transportation Fund</b>            |              |           |                        |                  |           |                        |
| Administration                        | 1            |           |                        | 1                |           |                        |
| Operations                            | 44           |           |                        | 45               |           |                        |
| Maintenance                           | 13           |           |                        | 13               |           |                        |
| Dial-A-Ride                           | 5            |           |                        | 5                |           |                        |
| FTA                                   | 11           |           |                        | 11               |           |                        |
| TSPLOST Administration                | 1            |           |                        | 1                |           |                        |
| TSPLOST Operations                    | 17           |           |                        | 17               |           |                        |
| TSPLOST Maintenance                   | 2            |           |                        | 2                |           |                        |
| TSPLOST Dial-A-Ride                   | 4            |           |                        | 4                |           |                        |
| <b>Total Transportation Fund</b>      | <b>98</b>    |           |                        | <b>99</b>        |           |                        |

**PERSONNEL**

|   | FY19 Adopted |            |                    | FY20 Recommended |            |                    |
|---|--------------|------------|--------------------|------------------|------------|--------------------|
|   | Full-time    | Part-time  | Seasonal/Temporary | Full-time        | Part-time  | Seasonal/Temporary |
| <b>Parking Management Fund</b>                          |              |            |                    |                  |            |                    |
| Parking Garage/Enforcement                              | 0            |            |                    | 0                |            |                    |
| <b>Total Parking Management Fund</b>                    | <b>0</b>     |            |                    | <b>0</b>         |            |                    |
| <b>JTPA/WIA Fund</b>                                    |              |            |                    |                  |            |                    |
| Job Training  | 13           |            | Varies             | 13               |            | Varies             |
| <b>Total JTPA/WIA Fund</b>                              | <b>13</b>    |            | <b>Varies</b>      | <b>13</b>        |            | <b>Varies</b>      |
| <b>Columbus Ironworks &amp; Trade Center Fund</b>       |              |            |                    |                  |            |                    |
| Trade Center Operations                                 | 26           | 8          |                    | 26               | 8          |                    |
| <b>Total Columbus Ironworks &amp; Trade Center Fund</b> | <b>26</b>    | <b>8</b>   |                    | <b>26</b>        | <b>8</b>   |                    |
| <b>Bull Creek Golf Course Fund</b>                      |              |            |                    |                  |            |                    |
| Bull Creek Golf Course                                  | 10           | 9          | Varies             | 10               | 9          | Varies             |
| <b>Bull Creek Golf Course Fund</b>                      | <b>10</b>    | <b>9</b>   | <b>Varies</b>      | <b>10</b>        | <b>9</b>   | <b>Varies</b>      |
| <b>Oxbow Creek Golf Course Fund</b>                     |              |            |                    |                  |            |                    |
| Oxbow Creek Golf Course                                 | 5            | 4          | Varies             | 5                | 4          | Varies             |
| <b>Oxbow Creek Golf Course Fund</b>                     | <b>5</b>     | <b>4</b>   | <b>Varies</b>      | <b>5</b>         | <b>4</b>   | <b>Varies</b>      |
| <b>Risk Management Fund</b>                             |              |            |                    |                  |            |                    |
| Risk Management & Workers Compensation                  | 3            | 6          |                    | 3                | 6          |                    |
| <b>Risk Management Fund</b>                             | <b>3</b>     | <b>6</b>   |                    | <b>3</b>         | <b>6</b>   |                    |
| <b>Other Funds</b>                                      |              |            |                    |                  |            |                    |
| <b>Total Other Funds<sup>2</sup></b>                    | <b>14</b>    |            | <b>Varies</b>      | <b>14</b>        |            | <b>Varies</b>      |
| <b>Total CCG Personnel</b>                              | <b>2,662</b> | <b>124</b> | <b>Varies</b>      | <b>2,653</b>     | <b>123</b> | <b>Varies</b>      |

<sup>2</sup> Only employees who are eligible for pension benefits under the City's pension plan are included in the full-time Other Funds total to include certain Naval Museum employees and certain grant funded employees.

## PERSONNEL

| <u>Agency/Organization</u>          | <u>Position</u>                         | <u>Effective Date</u> |
|-------------------------------------|---|-----------------------|
| <b><u>NEW POSITIONS</u></b>         |   |                       |
| <b>General Fund 0101</b>            |   |                       |
| Clerk of Council                    | (1) PT Support Clerk (G7)               | 7/1/2019              |
| Police                              | (1) Computer Forensic Analyst (G16)     | 7/1/2019              |
| District Attorney                   | (2) PT Legal Administrative Clerk (G11) | 7/1/2019              |
| State Court Judge                   | (1) Law Clerk (G20)                     | 7/1/2019              |
| Municipal Court Judge               | (1) Deputy Clerk II (G12)               | 7/1/2019              |
| Coroner                             | (1) Deputy Coroner (PS16)               | 7/1/2019              |
| Recorder's Court                    | (3) Deputy Clerk II (G12)               | 7/1/2019              |
| <b>Paving Fund 0203</b>             |   |                       |
| Public Works                        | (2) Maintenance Worker I (G7)           | 7/1/2019              |
| <b>Transportation Fund 0751</b>     |   |                       |
| METRA                               | (1) Transit Compliance Officer (G20)    | 7/1/2019              |
| <b><u>RESTORE</u></b>               |   |                       |
| <b>General Fund 0101</b>            |   |                       |
| Tax Assessor                        | Deputy Chief Appraiser (G23)            | 7/1/2019              |
| <b><u>TRANSFERS - Additions</u></b> |   |                       |
| <b>General Fund 0101</b>            |   |                       |
| Clerk of Municipal Court            | (1) Senior Deputy Clerk (G14)           | 7/1/2019              |
| <b>LOST Fund 0102</b>               |   |                       |
| Clerk of Municipal Court            | (1) Deputy Clerk II (G12)               | 7/1/2019              |
| <b><u>TRANSFERS - Deletions</u></b> |   |                       |
| <b>General Fund 0101</b>            |   |                       |
| Clerk of Municipal Court            | (1) Deputy Clerk II (G12)               | 7/1/2019              |
| <b>LOST Fund 0102</b>               |   |                       |
| Clerk of Municipal Court            | (1) Senior Deputy Clerk (G14)           | 7/1/2019              |
| <b><u>DELETIONS</u></b>             |   |                       |
| <b>General Fund 0101</b>            |   |                       |
| Public Works                        | (1) Maintenance Worker I (G7)           | 7/1/2019              |
| Fire/EMS                            | (1) Administrative Secretary (G10)      | 7/1/2019              |
| Clerk of Municipal Court            | (1) Deputy Clerk II (G12)               | 7/1/2019              |
| Marshal                             | (1) Temporary Deputy Marshal (PS14)     | 7/1/2019              |

## PERSONNEL

### **Civic Center Fund 0757**

|              |                           |          |
|--------------|---------------------------|----------|
| Civic Center | (1) Arena Technician (G9) | 7/1/2019 |
|--------------|---------------------------|----------|

### **RECLASSIFICATION**

### **General Fund 0101**

|                  |   |          |
|------------------|---|----------|
| Clerk of Council | (1) PT Administrative Secretary (G10A) to<br>(1) PT Deputy Clerk Pro Tem (G12E) | 7/1/2019 |
|------------------|---|----------|

|                  |  |          |
|------------------|--|----------|
| Clerk of Council | (1) FT Administrative Secretary (G10A) to<br>(1) Administrative Secretary (G10C) | 7/1/2019 |
|------------------|--|----------|

|       |   |          |
|-------|---|----------|
| Mayor | (1) Executive Assistant to Mayor (X012)<br>from \$60,000 to \$58,000 (Salary Change Only) | 7/1/2019 |
|-------|---|----------|

|       |   |          |
|-------|---|----------|
| Mayor | (1) Administrative Secretary (G10) to<br>(1) Administrative Assistant (G12) | 7/1/2019 |
|-------|---|----------|

|              |   |          |
|--------------|---|----------|
| City Manager | (1) Administrative Secretary (G10) to<br>(1) Administrative Assistant (G12) | 7/1/2019 |
|--------------|---|----------|

|              |   |          |
|--------------|---|----------|
| City Manager | (1) Citizen Service Center Coordinator (G14) to<br>(1) Citizen Service Center Technician (G10)<br>(Title Change Only) | 7/1/2019 |
|--------------|---|----------|

|                        |   |          |
|------------------------|---|----------|
| Information Technology | (1) FT Data Control Technician (G12) to<br>(1) PT Data Control Technician (G12) | 7/1/2019 |
|------------------------|---|----------|

|                        |   |          |
|------------------------|---|----------|
| Information Technology | (1) Network Manager (G22E) to<br>(1) Network Manager (G22F) | 7/1/2019 |
|------------------------|---|----------|

|                        |  |          |
|------------------------|--|----------|
| Information Technology | (1) GIS Technician (G14) to<br>(1) Program & Development Coordinator (G21) | 7/1/2019 |
|------------------------|--|----------|

|                        |   |          |
|------------------------|---|----------|
| Information Technology | (1) Data Control Tech (G12) to<br>(1) Officer Manager (G14) | 7/1/2019 |
|------------------------|---|----------|

|                        |   |          |
|------------------------|---|----------|
| Information Technology | (1) GIS Technician (G14) to<br>(1) Assistant Information Technology<br>Director (G25) | 7/1/2019 |
|------------------------|---|----------|

|                    |   |          |
|--------------------|---|----------|
| Inspections & Code | (1) GIS Technician (G14) to<br>(1) Inspection Services Technician (G12) | 7/1/2019 |
|--------------------|---|----------|

|                    |                                     |          |
|--------------------|-------------------------------------|----------|
| Inspections & Code | (1) Office Manager (G14C) to (G14E) | 7/1/2019 |
|--------------------|-------------------------------------|----------|

|                    |  |          |
|--------------------|--|----------|
| Parks & Recreation | (3) PT Recreation Center Leaders (G2) to<br>(3) PT Therapeutic Recreation Aides (G5) | 7/1/2019 |
|--------------------|--|----------|

## PERSONNEL

|                          |  |          |
|--------------------------|--|----------|
| Public Works             | (1) Correctional Detail Officer (P12) to<br>(1) Assistant Facilities Maintenance Division<br>Manager (G19) | 7/1/2019 |
| Public Works             | (1) PT Volunteer Coordinator (G13) to<br>(1) FT Volunteer Coordinator (G13)                                | 7/1/2019 |
| Fire/EMS                 | (1) Firefighter/EMT (PS14) to<br>(1) Lt. Fire Inspector (PS18)   | 7/1/2019 |
| Clerk of Municipal Court | (1) Court Coordinator (G18) to<br>(1) Chief Deputy Clerk (G21)   | 7/1/2019 |
| Clerk of Municipal Court | (1) Senior Deputy Clerk (G14) to<br>(1) Finance Manager (G17)  | 7/1/2019 |
| Clerk of Municipal Court | (1) Deputy Clerk II (G12) to<br>(1) Senior Deputy Clerk (G14)  | 7/1/2019 |
| Clerk of Municipal Court | (1) Senior Deputy Clerk (G14) to<br>(1) Assistant Chief Deputy Clerk (G18)                                 | 7/1/2019 |
| Clerk of Superior Court  | (1) FT Deputy Clerk I (G10) to<br>(2) PT Deputy Clerk I (G10)  | 7/1/2019 |
| Sheriff                  | (1) Deputy Sheriff Technician (PS16) to<br>(1) Sergeant (PS18)   | 7/1/2019 |
| Sheriff                  | (1) ID Technician (PS16) to<br>(1) Sergeant (PS18)   | 7/1/2019 |
| Public Defender          | (1) Investigator (G16E) to<br>(1) Investigator Supervisor (G19A)   | 7/1/2019 |
| District Attorney        | (1) Administrative Assistant (G12P) to<br>(1) Administrative Operations Manager (G18C)                     | 7/1/2019 |
| Juvenile Court           | (1) Custody Investigator (G13J) to<br>(1) Juvenile Court Director Assistant (G16G)                         | 7/1/2019 |
| Tax Commissioner         | (1) Accounting Operations Administrator<br>(G20) to (G22) (Grade Only)                                     | 7/1/2019 |
| Tax Commissioner         | (3) Deputy Tax Commissioners (G18) to<br>(G20) (Grade Only)  | 7/1/2019 |
| <b>Paving Fund 0203</b>  |  |          |
| Public Works             | (2) Heavy Equipment Supervisor (G15) to<br>(2) Heavy Equipment Supervisor (G17)                            | 7/1/2019 |

**PERSONNEL**

Public Works (2) Crew Supervisor (G15) to 7/1/2019  
(2) Heavy Equipment Supervisor (G17)

Public Works (1) Chemical Applications Technician II (G11) to 7/1/2019  
(1) Contract Inspector (G14)

**WIOA Fund 0220**

WIOA (1) Support Clerk (G7) to 7/1/2019  
(1) Administrative Assistant (G12)

**Trade Center Fund 0753**

Trade Center (1) Event Operation Supervisor (G15) to 7/1/2019  
(1) Event Operations Manager (G17)

**Civic Center Fund 0757**

Civic Center (1) Event Services Manager (G17) to 7/1/2019  
(G20) (Grade Only)

**ADDITIONAL COMPENSATION:**

This Adopted Budget includes the following pay adjustments and incentives:

- ◆ Effective January 2020, a 1.0% pay raise will be provided to all active full-time employees hired on or before June 30, 2018, a 1.0% Cost of Living Adjustment (COLA) will be provided to all employees, and a .5% Cost of Living Adjustment (COLA) will be provided to all retirees.
  
- ◆ Effective July 2019, the Civic Center Intermittent Staff hourly rate will be increased by \$1.50/hour. This increase will be passed on to the promoter/building user through existing fees.

| <b>Civic Center Intermittent Staff</b>                | <b>Existing Starting Wage Per Hour</b> | <b>New Starting Wage Per Hour</b> |
|---|--|-----------------------------------|
| Ticket Seller, Ticket Takers, Ushers, Concessionaires | \$7.50                                 | \$9.00                            |
| Janitorial  | \$8.25                                 | \$9.75                            |
| Security, Skate Monitor                               | \$8.64                                 | \$10.14                           |
| Usher Supervisor, Concessionaire Supervisor           | \$9.41                                 | \$10.91                           |
| Ticket Seller Supervisor, Janitorial Supervisor       | \$10.25                                | \$11.75                           |
| Security Supervisor, Change over Crew                 | \$10.64                                | \$12.14                           |
| Events Attendants                                     | \$11.89                                | \$13.39                           |
| AV Technician   | \$12.00                                | \$13.50                           |
| Electrician   | \$15.25                                | \$16.75                           |



**PERSONNEL**

- ◆ Effective July 2019, the Outdoor Pool Staff hourly rate will be increased, adjusting the hourly pay rate to equal the Aquatic Center hourly pay rate.

| Outdoor Pool Staff           | Existing Starting Wage<br>Per Hour | New Starting Wage<br>Per Hour |
|------------------------------|------------------------------------|-------------------------------|
| Outdoor Pool Concessionaires | \$7.25                             | \$8.00                        |
| Outdoor Lifeguards           | \$7.55                             | \$9.18                        |
| Outdoor Head Lifeguards      | \$7.75                             | \$10.00                       |
| Outdoor Asst. Manager        | \$7.95                             | \$11.00                       |
| Outdoor Pool Manager         | \$8.15                             | \$12.00                       |

- ◆ Effective July 1, 2019, an annual supplement in the amount \$10,000 is hereby adopted for the Judicial Assistants of the Superior Court Judges of the Chattahoochee Judicial Circuit.

- ◆ Notwithstanding Section 7 of Ordinance No. 06-87, effective July 1, 2019, a 2.5% pay increase will be provided to 54 Sheriff Office positions which includes 34 Sergeants (PS18), 4 Captains (PS20), and 16 Lieutenants (PS22). Two (2) Correctional Officer positions shall remain unfunded, until expressly approved by Council, in order to fund the implementation and continued cost of the increased pay adjustments for the aforementioned positions.

- ◆ The Columbus Police Department Pay Reform adopted by Columbus Ordinance No. 15-24 first amended by Ordinance 18-21 is hereby subsequently amended as follows: Effective July 1, 2019, the anniversary pay adjustment for pay reform years 5 thru 30 is established at an annual rate of \$3,500. Five (5) Police Officer positions shall remain unfunded, until expressly approved by Council, in order to fund the implementation and continued cost of the increased pay adjustments to pay reform years 5 thru 30. No retroactive pay reform adjustments for years 5 thru 30 will be given. All pay reform adjustments in FY2020 and subsequent years will be based on the chart below.

| After Years<br>of Service | Addition to Base<br>Pay on<br>Anniversary Date | Bi-Weekly<br>Adjustment |
|---------------------------|--|-------------------------|
| 3                         | \$ 1,000                                       | \$ 38.46                |
| 5                         | \$ 3,500                                       | \$ 134.62               |
| 7                         | \$ 3,500                                       | \$ 134.62               |
| 10                        | \$ 3,500                                       | \$ 134.62               |
| 15                        | \$ 3,500                                       | \$ 134.62               |
| 20                        | \$ 3,500                                       | \$ 134.62               |
| 25                        | \$ 3,500                                       | \$ 134.62               |
| 30                        | \$ 3,500                                       | \$ 134.62               |

## **PERSONNEL**

◆ All positions that are un-funded as of or before FY2015 are hereby deleted as part of the FY2020 budget. All positions that remain un-funded for five (5) consecutive fiscal years will be deleted after the fifth year unless a funding source is expressly identified. Effective July 1, 2019 the following un-funded positions will be removed as authorized positions from the following departments/offices:

### GENERAL FUND

|                        |                                       |
|------------------------|---------------------------------------|
| Information Technology | (1) Application Developer             |
| Human Resources        | (1) Administrative Secretary PT       |
| Planning               | (1) Planning Technician               |
| Planning               | (1) Planner                           |
| Engineering            | (1) Senior Traffic Signal Technician  |
| Engineering            | (1) Traffic Sign & Marking Supervisor |
| Engineering            | (1) Traffic Control Technician        |
| Parks & Recreation     | (1) Parks Crew Supervisor             |
| Parks & Recreation     | (1) Motor Equipment Operator II       |
| Parks & Recreation     | (3) Park Maintenance Worker I         |
| Parks & Recreation     | (1) Park Maintenance Worker I PT      |
| Parks & Recreation     | (1) Administrative Clerk I PT         |
| Parks & Recreation     | (1) Pottery Specialist PT             |
| Parks & Recreation     | (1) Custodian PT                      |
| Tax Assessor           | (1) Appraiser III Personal Property   |



# Operating Budgets

## INCLUDED IN THIS SECTION:

- Expenditures by Division
- Departmental Performance Measures



## GENERAL FUND

**The General Fund is the major operating fund of the government. It accounts for all financial resources and expenditures that are not accounted for in specific purpose funds. The expenditures incurred are for current day-to-day expenses, operating equipment and special appropriations.**

[Return to Table of Content](#)



Clerk of Council

## Legislative

### DEPARTMENT MISSION STATEMENT

The Council and Clerk of Council's Office are responsible for facilitating the activities of the Columbus Council by providing administrative and public policy assistance, managing official records and documents and assisting various boards, authorities, and commissions.

#### Expenditures By Division

|                          | FY17<br>Actual   | FY18<br>Actual   | FY19<br>Actual*  | FY20<br>Adopted  |
|--------------------------|------------------|------------------|------------------|------------------|
| 1001000 Council          | \$314,983        | \$310,237        | \$325,757        | \$336,923        |
| 1002000 Clerk of Council | \$214,438        | \$219,157        | \$249,053        | \$249,445        |
| <b>DEPARTMENT TOTAL</b>  | <b>\$529,421</b> | <b>\$529,394</b> | <b>\$574,810</b> | <b>\$586,368</b> |
| <b>% CHANGE</b>          |                  | <b>-0.01%</b>    | <b>8.58%</b>     | <b>2.01%</b>     |

\*Unaudited

#### Expenditures By Category

|                         | FY17<br>Actual   | FY18<br>Actual   | FY19<br>Actual*  | FY20<br>Adopted  |
|-------------------------|------------------|------------------|------------------|------------------|
| Personal Services       | \$463,478        | \$460,257        | \$489,752        | \$486,418        |
| Operations              | \$65,943         | \$69,137         | \$85,058         | \$99,950         |
| <b>OPERATING BUDGET</b> | <b>\$529,421</b> | <b>\$529,394</b> | <b>\$574,810</b> | <b>\$586,368</b> |
| Capital Budget          | -                | -                | -                | -                |
| <b>DEPARTMENT TOTAL</b> | <b>\$529,421</b> | <b>\$529,394</b> | <b>\$574,810</b> | <b>\$586,368</b> |
| <b>% CHANGE</b>         |                  | <b>-0.01%</b>    | <b>8.58%</b>     | <b>2.01%</b>     |

\*Unaudited

**Positions by Division**

|  |              | <b>FY18</b>   | <b>FY19</b>   | <b>FY20</b>    |
|--|--------------|---------------|---------------|----------------|
|  |              | <b>Actual</b> | <b>Actual</b> | <b>Adopted</b> |
| <b>100-1000 Council*</b>                   | <b>FT/PT</b> | <b>10/0</b>   | <b>10/0</b>   | <b>10/0</b>    |
| Mayor Pro Tem                              |              | 1             | 1             | 1              |
| Councilors                                 |              | 9             | 9             | 9              |
| <b>100-2000 Clerk of Council</b>           | <b>FT/PT</b> | <b>3/1</b>    | <b>3/1</b>    | <b>3/2</b>     |
| Administrative Secretary*****              |              | 1             | 1             | 1              |
| Administrative Secretary (PT)****          |              | 1             | 1             | 0              |
| Clerk of Council                           |              | 1             | 1             | 1              |
| Deputy Clerk of Council**                  |              | 1             | 1             | 1              |
| Deputy Clerk Pro Tem (PT)                  |              | 0             | 0             | 1              |
| Support Clerk (PT)***                      |              | 0             | 0             | 1              |
| <b>Total Full Time/Part Time Positions</b> |              | <b>13/1</b>   | <b>13/1</b>   | <b>13/2</b>    |

\* All Councilor positions are shown as Full Time positions regardless of hours actually worked

\*\* One (1) Deputy Clerk of Council reclassified (G14) to (G16) in FY19

\*\*\* One (1) new Support Clerk PT (G7) in FY20

\*\*\*\* One (1) Administrative Secretary (PT) (G10A) reclassified to Deputy Clerk Pro Tem (PT) in FY20

\*\*\*\*\* One (1) Administrative Secretary (G10A) reclassified to Administrative Secretary (G10C) in FY20

## Council

**Program Description:**

The City Council is the legislative body of the Columbus Consolidated Government. It consists of ten members, whom eight are elected from districts and two are elected citywide for four-staggered terms. The City Council appoints members to citizen boards and commissions and confirms the City Manager. The City Council also decides the type and level of service provided by the consolidated government, review and adopt resolutions, ordinances, the operating budget and approve purchases over \$10,000 or multi-year contracts of any dollar amount.

### Clerk of Council

**Program Description:**

The Clerk of Council (COC) is the administrative arm of the City Council. The Clerk prepares and maintains the minutes of Columbus Council meetings. A comprehensive index file of ordinances and resolutions adopted by the City Council is processed and maintained by the Clerk. Additionally, the Clerk is responsible for maintaining and updating the official copy of the Columbus Code and is a supplemental service to departments and paid subscribers.

|   |   |                        |                           |
|---|---|------------------------|---------------------------|
| <b>Goal:</b>  | <b>To provide the best and most-prompt service for our customers in the least amount of time, while providing accurate information in a timely manner. To assist the Mayor and Council with board appointment nominees.</b> |                        |                           |
| <b>Objective:</b>   | <b>To produce a thorough and accurate documentation from the proceedings of the Council Meeting, which will provide beneficial information to the citizens.</b>   |                        |                           |
| <b>Performance Indicators:</b>                              | <b>FY18<br/>Actual</b>  | <b>FY19<br/>Actual</b> | <b>FY20<br/>Projected</b> |
| Percentage of requests responded to within one day or less. | 92%   | 96%                    | 96%                       |

|  |  |                        |                           |
|--|--|------------------------|---------------------------|
| <b>Goal:</b>   | <b>Provide additional information on the City's webpage regarding City Boards, Authorities, and Commissions.</b>   |                        |                           |
| <b>Objective:</b>  | <b>To enhance the level of participation from citizens to volunteer their time and knowledge to serve as volunteers on City Boards, Authorities, and Commissions while promoting community involvement for the betterment of the City.</b> |                        |                           |
| <b>Performance Indicators:</b>                                   | <b>FY18<br/>Actual</b>   | <b>FY19<br/>Actual</b> | <b>FY20<br/>Projected</b> |
| Percentage of board, authority, or commission meeting attendance | 98%  | 94%                    | 94%                       |



## Executive

### DEPARTMENT MISSION STATEMENT

To provide quality services, and to serve the citizens of our community with respect for their needs. Demonstrate responsible citizenship by supporting the development of the communities we serve.

#### Expenditures By Division

|                          | FY17<br>Actual   | FY18<br>Actual   | FY19<br>Actual*  | FY20<br>Adopted  |
|--------------------------|------------------|------------------|------------------|------------------|
| 1101000 Mayor            | \$313,210        | \$305,434        | \$324,193        | \$288,130        |
| 1102600 Internal Auditor | \$171,987        | \$196,033        | \$201,120        | \$200,715        |
| <b>DEPARTMENT TOTAL</b>  | <b>\$485,197</b> | <b>\$501,467</b> | <b>\$525,313</b> | <b>\$488,845</b> |
| <b>% CHANGE</b>          |                  | <b>3.35%</b>     | <b>4.76%</b>     | <b>-6.94%</b>    |

*\*Unaudited*

#### Expenditures By Category

|                         | FY17<br>Actual   | FY18<br>Actual   | FY19<br>Actual*  | FY20<br>Adopted  |
|-------------------------|------------------|------------------|------------------|------------------|
| Personal Services       | \$430,286        | \$453,598        | \$446,984        | \$450,042        |
| Operations              | \$54,911         | \$47,869         | \$35,703         | \$34,983         |
| <b>OPERATING BUDGET</b> | <b>\$485,197</b> | <b>\$501,467</b> | <b>\$482,687</b> | <b>\$485,025</b> |
| Capital Budget          | -                | -                | \$42,626         | \$3,820          |
| <b>DEPARTMENT TOTAL</b> | <b>\$485,197</b> | <b>\$501,467</b> | <b>\$525,313</b> | <b>\$488,845</b> |
| <b>% CHANGE</b>         |                  | <b>3.35%</b>     | <b>4.76%</b>     | <b>-6.94%</b>    |

*\*Unaudited*



**Positions by Division**

|  |              | <b>FY18<br/>Actual</b> | <b>FY19<br/>Actual</b> | <b>FY20<br/>Adopted</b> |
|--|--------------|------------------------|------------------------|-------------------------|
| <b>110-1000 Mayor</b>                        | <b>FT/PT</b> | <b>4/0</b>             | <b>4/0</b>             | <b>4/0</b>              |
| Administrative Assistant****                 |              | 0                      | 0                      | 1                       |
| Administrative Secretary****                 |              | 0                      | 0                      | 0                       |
| Coordinator of Policy and Research**         |              | 1                      | 1                      | 0                       |
| Executive Assistant to the Mayor****         |              | 0                      | 0                      | 1                       |
| Executive Assistant**                        |              | 1                      | 1                      | 0                       |
| Executive Assistant***                       |              | 0                      | 0                      | 1                       |
| Mayor*                                       |              | 1                      | 1                      | 1                       |
| Public Information Officer/Calendar Coord.** |              | 1                      | 1                      | 0                       |
| <b>110-2600 Internal Auditor</b>             | <b>FT/PT</b> | <b>2/0</b>             | <b>2/0</b>             | <b>2/0</b>              |
| Forensic Auditor                             |              | 1                      | 1                      | 1                       |
| Internal Auditor/Compliance Officer          |              | 1                      | 1                      | 1                       |
| <b>Total Full Time/Part Time Positions</b>   |              | <b>6/0</b>             | <b>6/0</b>             | <b>6/0</b>              |

\*Mayor salary reclassified in FY19, effective 1/7/19

\*\*One (1) Coordinator of Policy and Research (G16), one (1) Public Information Officer/Calendar Coordinator (G16), and one (1) Executive Assistant (G16) deleted in FY19, effective 1/7/19

\*\*\*One (1) Executive Assistant (G14), one (1) Executive Assistant to the Mayor (G00), and one (1) Administrative Secretary (G10) added in FY19, effective 1/7/19

\*\*\*\* One (1) Executive Assistant to the Mayor (X102) reclassified from \$60,000 to \$58,000, (salary only) and one (1) Administrative Secretary (G10) reclassified to Administrative Assistant (G12) in FY20

## Mayor

**Program Description:**

The Mayor is the Chief Executive of the Consolidated Columbus, Georgia City Government. The Mayor directs the executive branch of government, which consists of the office of the mayor, the office of the city manager, the directors of departments, and departments, boards, commissions and authorities ordained by Council or established by law. The Mayor is the official spokesperson for the consolidated government, presides at all meetings of the City Council, and is the Director of Public Safety. The Mayor shall be aided by a city manager, who, in the performance of his or her duties, shall be responsible to the Mayor. The specific powers and duties of the office of Mayor are more specifically set forth in the Charter, including Sec. 4-201.

**Goals, Objectives and Performance Data**

|   |   |                        |                           |
|---|---|------------------------|---------------------------|
| <b>Goal:</b>  | <b>To respond in a timely manner to citizen concerns that are brought to the attention of the Mayor's Office.</b> |                        |                           |
| <b>Objective:</b>   | <b>To respond to citizen concerns within three to five business days.</b>   |                        |                           |
| <b>Performance Indicators:</b>                                  | <b>FY18<br/>Actual</b>  | <b>FY19<br/>Actual</b> | <b>FY20<br/>Projected</b> |
| Percentage of concerns responded to within three business days. | 100%  | 100%                   | 100%                      |

## Internal Auditor

**DEPARTMENT MISSION STATEMENT**

To uphold the highest standards of accountability for the Mayor, the City of Columbus and it's employees, through auditing and sound accounting procedures.

**Program Description:**

Internal Audit provides independent and objective appraisals of departmental procedures and administrative and operational support via special projects for the Mayor, City Council, and departments as requested. Additionally, Internal Audit monitors the Whistleblower Hotline.

Internal Audit reports directly to the Mayor and City Council. Internal Audit provides unbiased reviews, using competency and integrity to certify findings and provide recommendations to identified deficiencies. If the recommendations are enacted, Internal Audit uses quality control measures to monitor the implementation of the new or revised procedures.

**Goals, Objectives and Performance Data**

|                                |   |                        |                           |
|--------------------------------|---|------------------------|---------------------------|
| <b>Goal:</b>                   | <b>To maintain professional certification through the completion of required Continuing Professional Education, each calendar year.</b> |                        |                           |
| <b>Objective:</b>              | <b>Complete at least 40 hours of required and approved training each year.</b>  |                        |                           |
| <b>Performance Indicators:</b> | <b>FY18<br/>Actual</b>  | <b>FY19<br/>Actual</b> | <b>FY20<br/>Projected</b> |
| Number of hours completed      | 91.9  | 80.0                   | 80.0                      |

|   |   |                        |                           |
|---|---|------------------------|---------------------------|
| <b>Goal:</b>                                | <b>To safeguard the City's assets by evaluating the internal control system and compliance thereof, audit departments and activities on a scheduled and unannounced basis; deter theft and malfeasance by providing an audit presence in City government.</b> |                        |                           |
| <b>Objective:</b>                           | <b>Complete at least 6 departmental audits or special projects per year</b>   |                        |                           |
| <b>Performance Indicators:</b>              | <b>FY18<br/>Actual</b>  | <b>FY19<br/>Actual</b> | <b>FY20<br/>Projected</b> |
| Number of audits completed versus scheduled | 4   | 4                      | 4                         |



## Legal

### DEPARTMENT MISSION STATEMENT

The City Attorney has the responsibility of responding to requests for advice and in answering lawsuits in such a manner, as to eliminate or minimize legal damages that flow from such difficulties, and to advise the government and its officers how to steer clear of legal problems before decisions are made which might create such problems.

#### Expenditures By Division

|                         | FY17<br>Actual     | FY18<br>Actual     | FY19<br>Actual*    | FY20<br>Adopted  |
|-------------------------|--------------------|--------------------|--------------------|------------------|
| 1201000 City Attorney   | \$382,184          | \$380,678          | \$394,613          | \$389,980        |
| 1202100 Litigation      | \$1,992,601        | \$1,022,819        | \$1,475,042        | \$325,000        |
| <b>DEPARTMENT TOTAL</b> | <b>\$2,374,785</b> | <b>\$1,403,497</b> | <b>\$1,869,655</b> | <b>\$714,980</b> |
| <b>% CHANGE</b>         |                    | <b>-40.90%</b>     | <b>33.21%</b>      | <b>-61.76%</b>   |

*\*Unaudited*

#### Expenditures By Category

|                         | FY17<br>Actual     | FY18<br>Actual     | FY19<br>Actual*    | FY20<br>Adopted  |
|-------------------------|--------------------|--------------------|--------------------|------------------|
| Personal Services       | \$360,884          | \$356,884          | \$366,779          | \$359,880        |
| Operations              | \$2,013,901        | \$1,046,613        | \$1,502,877        | \$355,100        |
| <b>OPERATING BUDGET</b> | <b>\$2,374,785</b> | <b>\$1,403,497</b> | <b>\$1,869,655</b> | <b>\$714,980</b> |
| Capital Budget          | -                  | -                  | -                  | -                |
| <b>DEPARTMENT TOTAL</b> | <b>\$2,374,785</b> | <b>\$1,403,497</b> | <b>\$1,869,655</b> | <b>\$714,980</b> |
| <b>% CHANGE</b>         |                    | <b>-40.90%</b>     | <b>33.21%</b>      | <b>-61.76%</b>   |

*\*Unaudited*

**Positions by Division**

|  |              | <b>FY18</b>   | <b>FY19</b>    | <b>FY20</b>    |
|--|--------------|---------------|----------------|----------------|
|  |              | <b>Actual</b> | <b>Actual*</b> | <b>Adopted</b> |
| <b>120-1000 City Attorney</b>              | <b>FT/PT</b> | <b>4/0</b>    | <b>4/0</b>     | <b>4/0</b>     |
| City Attorney                              |              | 1             | 1              | 1              |
| Assistant City Attorney                    |              | 1             | 1              | 1              |
| Legal Assistant                            |              | 1             | 1              | 1              |
| Paralegal                                  |              | 1             | 1              | 1              |
| <b>Total Full Time/Part Time Positions</b> |              | <b>4/0</b>    | <b>4/0</b>     | <b>4/0</b>     |

**City Attorney**

**Program Description:**

The City Attorney is responsible for preparing ordinances and resolutions for Council Action, legislative bills, reviewing contracts, advising and consulting on administrative matters. The department also participates in general legislative programs through activities of city and county organizations. Staff represents the Mayor and departments in local, state and federal courts.

**Goals, Objectives and Performance Data**

|  |   |               |                  |
|--|---|---------------|------------------|
| <b>Goal:</b>                                     | <b>The goal of the City Attorney’s Office is to fulfill the functions of the office as established in the Columbus Charter in an efficient and effective manner.</b>    |               |                  |
| <b>Objective:</b>                                | <b>To respond to and prepare all responses to legislative issues, litigation demands, opinion requests and administrative matters in a timely and efficient manner.</b> |               |                  |
| <b>Performance Indicators:</b>                   | <b>FY18</b>   | <b>FY19</b>   | <b>FY20</b>      |
|  | <b>Actual</b>   | <b>Actual</b> | <b>Projected</b> |
| Claims and lawsuits received                     | <b>150</b>  | <b>150</b>    | <b>150</b>       |
| Ordinances & resolutions prepared                | <b>265</b>  | <b>265</b>    | <b>265</b>       |
| Alcohol license applications approved as to form | <b>0</b>  | <b>120</b>    | <b>125</b>       |
| Contracts approved as to form                    | <b>225</b>  | <b>250</b>    | <b>250</b>       |
| Opinion requests & referrals                     | <b>350</b>  | <b>350</b>    | <b>350</b>       |
| Review or Responses to open records requests     | <b>250</b>  | <b>300</b>    | <b>300</b>       |



## Chief Administrator

### DEPARTMENT MISSION STATEMENT

The City Manager’s office is responsible for carrying out the Mayor/Council’s policy decisions, for providing vision and leadership to the organization, and for overseeing the day-to-day operations of the Columbus Consolidated Government (CCG). Also, the City Manager’s office acts as the custodian to all real and personal property of the government.

#### Expenditures By Division

|                         |                                   | FY17<br>Actual     | FY18<br>Actual     | FY19<br>Actual*    | FY20<br>Adopted    |
|-------------------------|-----------------------------------|--------------------|--------------------|--------------------|--------------------|
| 1301000                 | Administration                    | \$717,704          | \$747,112          | \$722,041          | \$794,105          |
| 1302500                 | Mail Room                         | \$65,078           | \$70,863           | \$71,543           | \$71,021           |
| 1302550                 | Print Shop                        | \$192,651          | \$196,197          | \$199,587          | \$201,251          |
| 1302600                 | Public Information &<br>Relations | \$82,992           | \$124,551          | \$126,505          | \$120,719          |
| 1302850                 | Citizen's Service<br>Center       | \$386,913          | \$349,278          | \$386,159          | \$320,374          |
| 1303710                 | Recorder's Court                  | -                  | -                  | -                  |                    |
| <b>DEPARTMENT TOTAL</b> |                                   | <b>\$1,445,338</b> | <b>\$1,488,001</b> | <b>\$1,505,835</b> | <b>\$1,507,470</b> |
| <b>% CHANGE</b>         |                                   |                    | <b>2.95%</b>       | <b>1.20%</b>       | <b>0.11%</b>       |

*\*Unaudited*

#### Expenditures By Category

|                         | FY17<br>Actual     | FY18<br>Actual     | FY19<br>Actual*    | FY20<br>Adopted    |
|-------------------------|--------------------|--------------------|--------------------|--------------------|
| Personal Services       | \$1,376,679        | \$1,409,073        | \$1,434,685        | \$1,423,221.00     |
| Operations              | \$68,659           | \$78,928           | \$71,150           | \$84,249.00        |
| <b>OPERATING BUDGET</b> | <b>\$1,445,338</b> | <b>\$1,488,001</b> | <b>\$1,505,835</b> | <b>\$1,507,470</b> |
| Capital Budget          | -                  | -                  | -                  |                    |
| <b>DEPARTMENT TOTAL</b> | <b>\$1,445,338</b> | <b>\$1,488,001</b> | <b>\$1,505,835</b> | <b>\$1,507,470</b> |
| <b>% CHANGE</b>         |                    | <b>2.95%</b>       | <b>1.20%</b>       | <b>0.11%</b>       |

*\*Unaudited*

**Positions by Division**

|  |                | <b>FY18</b>   | <b>FY19</b>   | <b>FY20</b>    |
|--|----------------|---------------|---------------|----------------|
|  |                | <b>Actual</b> | <b>Actual</b> | <b>Adopted</b> |
| <b>130-1000 Administration</b>                       | <b>FT/PT</b>   | <b>8/0</b>    | <b>8/0</b>    | <b>8/0</b>     |
| Administrative Assistant*                            |                | 2             | 2             | 3              |
| Administrative Secretary*                            |                | 1             | 1             | 0              |
| Assistant to the City Manager                        |                | 1             | 1             | 1              |
| City Manager   |                | 1             | 1             | 1              |
| Deputy City Manager-Operations                       |                | 1             | 1             | 1              |
| Deputy City Manager-Planning                         |                | 1             | 1             | 1              |
| Executive Assistant                                  |                | 1             | 1             | 1              |
| <b>130-2500 Mail Room</b>                            | <b>FT/Temp</b> | <b>1/1</b>    | <b>1/1</b>    | <b>1/1</b>     |
| Mailroom Intern (Temporary)                          |                | 1             | 1             | 1              |
| Mailroom Supervisor                                  |                | 1             | 1             | 1              |
| <b>130-2550 Print Shop</b>                           | <b>FT/Temp</b> | <b>4/0</b>    | <b>4/0</b>    | <b>4/0</b>     |
| Print Shop Supervisor                                |                | 1             | 1             | 1              |
| Print Shop Technician                                |                | 1             | 1             | 1              |
| Duplicating Service Technician                       |                | 1             | 1             | 1              |
| Graphics Designer                                    |                | 1             | 1             | 1              |
| <b>130-2600 Public Info</b>                          | <b>FT/Temp</b> | <b>2/0</b>    | <b>2/0</b>    | <b>2/1</b>     |
| Communications & Multimedia Specialist               |                | 1             | 1             | 1              |
| TV Station Intern (Temporary)**                      |                | 0             | 0             | 1              |
| TV Station Manager                                   |                | 1             | 1             | 1              |
| <b>130-2850 City Services Ctr</b>                    | <b>FT/PT</b>   | <b>7/0</b>    | <b>7/0</b>    | <b>7/0</b>     |
| Citizen's Service Coordinator*                       |                | 1             | 1             | 1              |
| Citizen's Service Technician                         |                | 5             | 5             | 5              |
| Records Specialist                                   |                | 1             | 1             | 1              |
| <b>Total Full Time/Part Time/Temporary Positions</b> |                | <b>22/1</b>   | <b>22/1</b>   | <b>22/2</b>    |

\* One (1) Administrative Secretary (G10) reclassified to Administrative Assistant (G12) and one (1) Citizen Service Center Coordinator (G14) reclassified to Citizen Service Center Technician (G10), (grade only) in FY20

\*\*One (1) TV Station Intern Temporary position added in FY20

## City Manager Administration

### Program Description:

The City Manager is responsible for the direction, supervision, and review of departmental operations. Preparation of the annual operating and capital improvement budget, submission of reports to the Mayor and Council on finance and administrative activities of the Government, fall under the City Managers duties. The City Manager advises and makes recommendations to the Mayor and Council on the present and future financial status of the Government. The City Manager confers with, coordinates, and assists local, state, and federally elected and appointed officials, and acts a general liaison between the Mayor, Council and all other entities.

### Goals, Objectives and Performance Data

|   |   |                        |                           |
|---|---|------------------------|---------------------------|
| <b>Goal:</b>  | <b>To clearly and completely articulate recommendations on policy and operations of the CCG to the Mayor and Council, and to effectively and economically implement CCG policy.</b> |                        |                           |
| <b>Objective:</b>   | <b>Respond to a minimum of 90% of citizen concerns within 7 days</b>  |                        |                           |
| <b>Objective:</b>   | <b>Ensure that 95% of Council Agenda reports are complete, accurate, and on time</b>  |                        |                           |
| <b>Objective:</b>   | <b>Ensure a response to Council on referrals by next Council Meeting</b>  |                        |                           |
| <b>Performance Indicators:</b>  | <b>FY18<br/>Actual</b>  | <b>FY19<br/>Actual</b> | <b>FY20<br/>Projected</b> |
| Average number of days to respond to citizen's concerns                   | <b>3 days</b>   | <b>2 days</b>          | <b>2 days</b>             |
| Percentage of Council agenda reports submitted accurate and on time       | <b>99%</b>  | <b>99%</b>             | <b>99%</b>                |
| Average number of days to respond to Council referrals and correspondence | <b>7 days</b>   | <b>3 days</b>          | <b>3 days</b>             |

|  |   |                        |                           |
|--|---|------------------------|---------------------------|
| <b>Goal:</b>   | <b>To work closely with local &amp; state delegation, legislative liasions, the private sector, and other Governmental agencies.</b>            |                        |                           |
| <b>Objective:</b>  | <b>Continue to have regular meetings with the School Board, Chamber of Commerce, and local delegation to work on legislative agenda issues.</b> |                        |                           |
| <b>Performance Indicators:</b>   | <b>FY18<br/>Actual</b>  | <b>FY19<br/>Actual</b> | <b>FY20<br/>Projected</b> |
| Number of days turn-around time for House/Senate bills to legislative liasion for action | <b>2 days</b>   | <b>2 days</b>          | <b>2 days</b>             |

## Mail Room

**Program Description:**

The Mail Room is responsible for the processing and distribution of all incoming/outgoing mail and informational materials for the CCG.

**Goals, Objectives and Performance Data**

|  |  |               |                  |
|--|--|---------------|------------------|
| <b>Goal:</b>   | <b>To ensure that departments within the City receive accurate and timely pickup and delivery of outgoing and incoming mail.</b> |               |                  |
| <b>Objective:</b>  | <b>Implement needed procedures to make the delivery of mail more efficient and</b>   |               |                  |
| <b>Objective:</b>  | <b>Provide superior customer service to individuals utilizing the mail system.</b>   |               |                  |
|  | <b>FY18</b>  | <b>FY19</b>   | <b>FY20</b>      |
| <b>Performance Indicators:</b>                                       | <b>Actual</b>  | <b>Actual</b> | <b>Projected</b> |
| Percentage for each day the mail is placed in mail boxes by 11:00 am | 99%  | 99%           | 99%              |
| Completion of a customer service class for all mailroom personnel    | 100%   | 100%          | 100%             |

## Print Shop

**Program Description:**

Assist all City Departments with their printing needs, which includes designs, typesetting, color copies, color printing, folding, stapling, binding and the overall knowledge of any printing projects.

**Goals, Objectives and Performance Data**

|  |   |               |                  |
|--|---|---------------|------------------|
| <b>Goal:</b>                           | <b>Maintain the quality of equipment, services, supplies and overall production provided by the Printing Division.</b>  |               |                  |
| <b>Objective:</b>                      | <b>Increase production efficiently and maintain quality printing services with minimal cost and delay to customers.</b> |               |                  |
|  | <b>FY18</b>   | <b>FY19</b>   | <b>FY20</b>      |
| <b>Performance Indicators:</b>         | <b>Actual</b>   | <b>Actual</b> | <b>Projected</b> |
| Number of Graphics/Software trainings. | 1   | 1             | 1                |
| Number of Graphic Software upgrades.   | 1   | 1             | 1                |
| PlateMaker/Film System                 | 1   | 1             | 1                |
| Percentage of Online Work orders.      | 100%  | 100%          | 100%             |
| Number of Offset Printing Impressions. | 4,500,000   | 4,750,000     | 4,750,000        |
| Number of Quick Copies.                | 500,000   | 800,000       | 800,000          |
| Percentage of Plate Filing System.     | 100%  | 100%          | 100%             |
| Percentage of maintenance/repairs.     | 100%  | 100%          | 100%             |



## Public Information & Relations

### Program Description:

The Public Information and Relations Office (PIRO) is the designated distributor of information regarding the CCG. Organized as a division of the City Manager’s Office, the PIRO is in the position to directly service and correspond with departments, agencies, and authorities of the CCG. The office provides continuity in news releases, broadcast messages, brochures, newsletters, and other printed materials on behalf of the CCG. Conversely, the office responds to citizen inquiries, complaints, and comments by directing the citizen to the appropriate departments.

The Columbus Consolidated Government has joined other jurisdictions in airing public hearings, local legislative sessions, and other public programs on a government access channel (CCGTV).

### Goals, Objectives and Performance Data

|   |  |                        |                           |
|---|--|------------------------|---------------------------|
| <b>Goal:</b>  | <b>To continue to improve our on air presence with short and long term goals, which ensure greater use of CCGTV and increase our viewers</b> |                        |                           |
| <b>Objective:</b>   | <b>Improve the efficiency of CCGTV</b>   |                        |                           |
| <b>Performance Indicators:</b>  | <b>FY18<br/>Actual</b>   | <b>FY19<br/>Actual</b> | <b>FY20<br/>Projected</b> |
| Number of meetings broadcast live and replayed on the channel weekly. | 257  | 275                    | 275                       |

## Citizen's Service Center

### Program Description:

The Citizens Service Center is responsible for receiving calls from citizens requesting assistance on all non-emergency services within the Columbus Consolidated Government. This division provide the residents of Columbus, Georgia with current and accurate information pertaining to the CCG and coordinate the resolution of these concerns or requests for services by generating service requests and distributing them to the appropriate departments.

### Goals, Objectives and Performance Data

|                                |   |                        |                           |
|--------------------------------|---|------------------------|---------------------------|
| <b>Goal:</b>                   | <b>To serve citizens in a friendly, professional, and helpful manner and offer complete and accurate information to internal and external customers by telephone, email or in person.</b> |                        |                           |
| <b>Objective:</b>              | <b>To reduce citizens’ complaints concerning non-responsiveness and excessive transfer of calls.</b>  |                        |                           |
| <b>Performance Indicators:</b> | <b>FY18<br/>Actual</b>  | <b>FY19<br/>Actual</b> | <b>FY20<br/>Projected</b> |
| Number of calls received       | 137,694   | 145,000                | 165,000                   |
| Number of service requests     | 43,943  | 50,000                 | 50,000                    |
| Number of walk-ins             | 275,841   | 300,000                | 300,000                   |
| Number of notary requests      | 2,002   | 2,500                  | 2,500                     |
| Number of reservations         | 1,025   | 1,200                  | 1,200                     |
| Number of pool car requests    | 59  | 70                     | 70                        |
| Number of on-line requests     | 2,000   | 2,200                  | 2,500                     |



## Finance

### DEPARTMENT MISSION STATEMENT

To maintain the CCG's overall financial stability through sound financial planning and management practices. We are committed to the highest standards of accountability, accuracy, timeliness, professionalism and innovation in providing financial services to our internal and external customers.

#### Expenditures By Division

|                            | FY17<br>Actual     | FY18<br>Actual     | FY19<br>Actual*    | FY20<br>Adopted    |
|----------------------------|--------------------|--------------------|--------------------|--------------------|
| 2001000 Finance Director   | \$289,172          | \$284,083          | \$312,341          | \$335,105          |
| 2002100 Accounting         | \$478,007          | \$478,414          | \$485,396          | \$484,974          |
| 2002200 Revenue            | \$602,596          | \$618,456          | \$599,873          | \$652,269          |
| 2002900 Financial Planning | \$119,845          | \$242,245          | \$256,533          | \$275,861          |
| 2002950 Purchasing         | \$382,388          | \$371,662          | \$388,919          | \$388,050          |
| 2002980 Cash Management    | \$220,051          | \$213,459          | \$214,813          | \$217,640          |
| <b>DEPARTMENT TOTAL</b>    | <b>\$2,092,059</b> | <b>\$2,208,319</b> | <b>\$2,257,874</b> | <b>\$2,353,899</b> |
| <b>% CHANGE</b>            |                    | <b>5.56%</b>       | <b>2.24%</b>       | <b>4.25%</b>       |

*\*Unaudited*

#### Expenditures By Category

|                         | FY17<br>Actual     | FY18<br>Actual     | FY19<br>Actual*    | FY20<br>Adopted    |
|-------------------------|--------------------|--------------------|--------------------|--------------------|
| Personal Services       | \$1,709,682        | \$1,828,873        | \$1,876,999        | \$1,952,319        |
| Operations              | \$382,377          | \$379,446          | \$380,875          | \$401,580          |
| <b>OPERATING BUDGET</b> | <b>\$2,092,059</b> | <b>\$2,208,319</b> | <b>\$2,257,874</b> | <b>\$2,353,899</b> |
| Capital Budget          | -                  | -                  | -                  |                    |
| <b>DEPARTMENT TOTAL</b> | <b>\$2,092,059</b> | <b>\$2,208,319</b> | <b>\$2,257,874</b> | <b>\$2,353,899</b> |
| <b>% CHANGE</b>         |                    | <b>5.56%</b>       | <b>2.24%</b>       | <b>4.25%</b>       |

*\*Unaudited*

**Positions by Division**

|  |              | <b>FY18<br/>Actual</b> | <b>FY19<br/>Actual</b> | <b>FY20<br/>Adopted</b> |
|--|--------------|------------------------|------------------------|-------------------------|
| <b>200-1000 Administration</b>             | <b>FT/PT</b> | <b>2/1</b>             | <b>2/0</b>             | <b>2/0</b>              |
| Administrative Assistant (PT)**            |              | 1                      | 0                      | 0                       |
| Administrative Coordinator**               |              | 0                      | 1                      | 1                       |
| Administrative Secretary***                |              | 1                      | 0                      | 0                       |
| Finance Director                           |              | 1                      | 1                      | 1                       |
| <b>200-2100 Accounting</b>                 | <b>FT/PT</b> | <b>8/0</b>             | <b>8/0</b>             | <b>8/0</b>              |
| Accounting Manager                         |              | 1                      | 1                      | 1                       |
| Accounts Payable Technician                |              | 3                      | 3                      | 3                       |
| Grant Compliance Accountant                |              | 1                      | 1                      | 1                       |
| Payroll Coordinator                        |              | 1                      | 1                      | 1                       |
| Payroll Supervisor                         |              | 1                      | 1                      | 1                       |
| Senior Accountant                          |              | 1                      | 1                      | 1                       |
| <b>200-2200 Revenue</b>                    | <b>FT/PT</b> | <b>12/1</b>            | <b>12/0</b>            | <b>12/0</b>             |
| Accounting Technician                      |              | 1                      | 1                      | 1                       |
| Collections Supervisor                     |              | 1                      | 1                      | 1                       |
| Collections Technician                     |              | 3                      | 3                      | 3                       |
| Customer Service Representative (FT)       |              | 1                      | 1                      | 1                       |
| Customer Service Representative (PT)***    |              | 1                      | 0                      | 0                       |
| Financial Analyst*                         |              | 1                      | 1                      | 1                       |
| Revenue Auditor                            |              | 2                      | 2                      | 2                       |
| Revenue Manager                            |              | 1                      | 1                      | 1                       |
| Senior Customer Service Representative     |              | 1                      | 1                      | 1                       |
| Tax Supervisor                             |              | 1                      | 1                      | 1                       |
| <b>200-2900 Financial Plan</b>             | <b>FT/PT</b> | <b>4/0</b>             | <b>4/0</b>             | <b>4/0</b>              |
| Assistant Finance Director                 |              | 1                      | 1                      | 1                       |
| Budget and Management Analyst              |              | 3                      | 3                      | 3                       |
| <b>200-2950 Purchasing</b>                 | <b>FT/PT</b> | <b>7/0</b>             | <b>7/0</b>             | <b>7/0</b>              |
| Buyer                                      |              | 2                      | 2                      | 2                       |
| Buyer Specialist                           |              | 2                      | 2                      | 2                       |
| Purchasing Manager                         |              | 1                      | 1                      | 1                       |
| Purchasing Technician                      |              | 2                      | 2                      | 2                       |
| <b>200-2980 Cash Mngmt</b>                 | <b>FT/PT</b> | <b>2/0</b>             | <b>2/0</b>             | <b>2/0</b>              |
| Accounting Technician                      |              | 1                      | 1                      | 1                       |
| Investment Officer                         |              | 1                      | 1                      | 1                       |
| <b>Total Full Time/Part Time Positions</b> |              | <b>35/2</b>            | <b>35/0</b>            | <b>35/0</b>             |

\* Financial Analyst position has been unfunded since FY16

\*\* One (1) Administrative Assistant PT position (G12) reclassified to Administrative Coordinator FT (G14), in FY19, effective 12/29/18.

\*\*\*One (1) Administrative Secretary (G10) and one (1) Customer Service Representative PT (G9) deleted in FY19

## Finance Director

**Program Description:**

The Finance Director is responsible for supervising and coordinating the administration of major fiscal services, and providing accurate and current data concerning the expenditures of various operating programs and revenue collected by the CCG. The Finance Department includes the Accounting, Financial Planning, Purchasing, Revenue/Occupation Tax and Cash Management Divisions. The Cash Management Division was separated out from the Revenue Division in FY14.

### Accounting

**Program Description:**

Maintenance of the general ledger and all subsidiary ledgers; process and record all disbursements; verify and record all revenues; process and record capital assets and maintain capital assets inventory; process and record all payroll transactions to include remittance of all withholdings and preparation and disbursement of W2's and 1099R's; accounting for the City's various grants; preparation of basic financial statements and note disclosures, Management Discussion and Analysis and Statistical Section of the Comprehensive Annual Financial Report (CAFR) in compliance with standards established by the Governmental Accounting Standards Board (GASB), the Government Finance Officers Association (GFOA), and the legal requirements of the State of Georgia.

**Goals, Objectives and Performance Data**

|  |   |                        |                           |
|--|---|------------------------|---------------------------|
| <b>Goal:</b>   | <b>To provide accounting oversight and guidance to departments to ensure that generally accepted accounting principles, legal requirements, policies and procedures are consistently applied to maintain the integrity of the financial records and to fully meet reporting requirements.</b> |                        |                           |
| <b>Objective:</b>  | <b>To prepare monthly financial reports for 100% of the City's 53 funds within 10 days after month end.</b>   |                        |                           |
| <b>Objective:</b>  | <b>To receive an unmodified audit opinion.</b>  |                        |                           |
| <b>Objective:</b>  | <b>To be awarded the GFOA Certificate of Achievement for Excellence in Financial Reporting for the City's CAFR.</b>   |                        |                           |
| <b>Performance Indicators:</b>                                   | <b>FY18<br/>Actual</b>  | <b>FY19<br/>Actual</b> | <b>FY20<br/>Projected</b> |
| Number of monthly financial reports published for 53 funds       | 13  | 13                     | 13                        |
| Percent of financial statements completed on time within 10 days | 98%   | 98%                    | 98%                       |
| Receive an unmodified audit opinion                              | Yes   | Yes                    | Yes                       |
| Management letter issues to Mayor & Council                      | 3   | 3                      | 3                         |
| Receipt of the Certificate of Achievement                        | Yes   | Yes                    | Yes                       |

|  |  |                        |                           |
|--|--|------------------------|---------------------------|
| <b>Goal:</b>   | To prepare annual financial reports and schedules which include the Comprehensive Annual Financial Report (CAFR), the Report of Local Government Finances for the Georgia Department of Community Affairs, entity financial statements and statistical tables in order to fairly present the Consolidated Government's financial position and operating results in conformity with GAAP, GASB, GFOA, local, state and federal guidelines. To complete 100% of the above mentioned reports on time and in compliance with established guidelines. |                        |                           |
| <b>Objective:</b>  | To prepare and publish CAFR by December 31st   |                        |                           |
| <b>Objective:</b>  | To complete Report of Local Government Finances by November 20th   |                        |                           |
| <b>Performance Indicators:</b>                               | <b>FY18<br/>Actual</b>   | <b>FY19<br/>Actual</b> | <b>FY20<br/>Projected</b> |
| CAFR Prepared and published by December 31                   | 100%   | 100%                   | 100%                      |
| Report of Local Government Finances completed by November 20 | 100%   | 100%                   | 100%                      |

|                                |   |                        |                           |
|--------------------------------|---|------------------------|---------------------------|
| <b>Goal:</b>                   | To provide guidance and oversight in accounts payable practices in order to maintain proper accountability, accurate financial reporting, and timely payment to our external customers (vendors). |                        |                           |
| <b>Objective:</b>              | To process vendor invoices and GAX documents received from departments within three (3) days of receipt in the Accounting Division to produce timely payments to vendors.                         |                        |                           |
| <b>Performance Indicators:</b> | <b>FY18<br/>Actual</b>  | <b>FY19<br/>Actual</b> | <b>FY20<br/>Projected</b> |
| Number of checks processed     | 14,175  | 14,317                 | 14,317                    |

|  |   |                        |                           |
|--|---|------------------------|---------------------------|
| <b>Goal:</b>                           | To coordinate an accurate and timely payroll for the City's workforce and retirees, and remittance of all third party deductions and withholdings within stated guidelines and standards.   |                        |                           |
| <b>Objective:</b>                      | To process the City's various payrolls – biweekly and monthly, and payments to third parties for deductions and withholdings. The number of payrolls processed changed in FY18 with the implementation of a biweekly lag payroll for all employees. |                        |                           |
| <b>Performance Indicators:</b>         | <b>FY18<br/>Actual</b>  | <b>FY19<br/>Actual</b> | <b>FY20<br/>Projected</b> |
| Number of payrolls processed           | 78  | 38                     | 38                        |
| Number tax deposits processed          | 38  | 38                     | 38                        |
| Percentage processed within guidelines | 100%  | 100%                   | 100%                      |

|                                 |  |                        |                           |
|---------------------------------|--|------------------------|---------------------------|
| <b>Goal:</b>                    | To process W2 and 1099R forms for the City's workforce and retirees within established federal guidelines                        |                        |                           |
| <b>Objective:</b>               | To balance and reconcile W2 and 1099R forms within 2 weeks after the close of the calendar year but not later than January 31st. |                        |                           |
| <b>Performance Indicators:</b>  | <b>FY18<br/>Actual</b>   | <b>FY19<br/>Actual</b> | <b>FY20<br/>Projected</b> |
| Number of W2 forms processed    | 3,776  | 3,900                  | 3,900                     |
| Number of 1099R forms processed | 1,936  | 2,000                  | 2,000                     |

## Occupation Tax/Collections

### Program Description:

The Revenue Division performs two primary functions: Occupational Tax and Collections. Occupational Tax is responsible for issuing licenses pertaining to business, alcoholic beverage, and insurance as well as collection, audits, and enforcement of ordinances relative to various taxes such as gross receipts, alcohol excise taxes, insurance premium and franchise taxes. The collections function pertains to the collection and deposit of all monies received by Columbus Consolidated Government and billing and collection of numerous government services. Treasury functions include the verification, coding, receipting, and daily depositing of all revenues for the various funds collected.

### Goals, Objectives and Performance Data

|   |   |                        |                           |
|---|---|------------------------|---------------------------|
| <b>Goal:</b>                              | <b>To improve the collections and cash flow through more effective processes and increase availability of tax information online to better meet the changing needs of taxpayers.</b>  |                        |                           |
| <b>Objective:</b>                         | <b>To expand technology to include the use of the internet web site for information, application, and payment processing. Technology enhancements would provide enhanced customer service and improve efficiencies in the Division.</b> |                        |                           |
| <b>Performance Indicators:</b>            | <b>FY18<br/>Actual</b>  | <b>FY19<br/>Actual</b> | <b>FY20<br/>Projected</b> |
| Number of forms available on the web site | 24  | 25                     | 25                        |

|  |  |                        |                           |
|--|--|------------------------|---------------------------|
| <b>Goal:</b>                             | <b>To communicate effectively, externally and internally, to reduce misunderstandings, expedite processes, and reduce the margin of error.</b>                 |                        |                           |
| <b>Objective:</b>                        | <b>To improve the quality of the licensing and tax billing functions and processes by increasing and prioritizing efforts to locate unlicensed businesses.</b> |                        |                           |
| <b>Performance Indicators:</b>           | <b>FY18<br/>Actual</b>   | <b>FY19<br/>Actual</b> | <b>FY20<br/>Projected</b> |
| Reduce the licensing delinquency report. | 11%  | 11%                    | 11%                       |

## Financial Planning

### Program Description:

The primary function of this division is to coordinate the preparation of the Columbus Consolidated Government's annual operating and capital budgets. The budget season begins in January with preparation, distribution and instructions of the budgets forms and guidance from the City Manager. The staff assists with budget request reviews and final preparation of the recommended budget for submission to Council prior to May 1. During the Council review, the staff provides technical, analytical and research support. Following Council adoption by July 1, the staff integrates the Council adjustments and prepares the budget document for production and submission to Government Finance Officers Association (GFOA) for evaluation. In addition, throughout the year Financial Planning provides analysis, guidance, and support to all areas of CCG management to help departments remain within budget, improve fiscal efficiency, and manage expenditures relative to budget.

### Goals, Objectives and Performance Data

|                                |   |                        |                           |
|--------------------------------|---|------------------------|---------------------------|
| <b>Goal:</b>                   | <b>To obtain GFOA Distinguished Budget award with no areas cited for improvement.</b>               |                        |                           |
| <b>Objective:</b>              | <b>A rating of proficient in policy, communications, operations and financial as cited by GFOA.</b> |                        |                           |
| <b>Performance Indicators:</b> | <b>FY18<br/>Actual</b>  | <b>FY19<br/>Actual</b> | <b>FY20<br/>Projected</b> |
| Rating of 100% Proficiency     | <b>100%</b>   | <b>100%</b>            | <b>100%</b>               |

|  |  |                        |                           |
|--|--|------------------------|---------------------------|
| <b>Goal:</b>   | <b>To develop and improve the quality of financial reports available to management and staff, including Annual Budget Book, internal reports, and special projects as requested.</b> |                        |                           |
| <b>Objective:</b>                                      | <b>Development and analysis of financial reports.</b>  |                        |                           |
| <b>Performance Indicators:</b>                         | <b>FY18<br/>Actual</b>   | <b>FY19<br/>Actual</b> | <b>FY20<br/>Projected</b> |
| Development of Recommended Budget                      | <b>YES</b>   | <b>YES</b>             | <b>YES</b>                |
| Quarterly reports within 15 days of end of the quarter | <b>100%</b>  | <b>100%</b>            | <b>100%</b>               |

|  |   |                        |                           |
|--|---|------------------------|---------------------------|
| <b>Goal:</b>   | <b>To facilitate communications with departments to streamline the financial processes.</b> |                        |                           |
| <b>Objective:</b>  | <b>To improve communications and the delivery of services to the departments.</b>           |                        |                           |
| <b>Performance Indicators:</b>                             | <b>FY18<br/>Actual</b>  | <b>FY19<br/>Actual</b> | <b>FY20<br/>Projected</b> |
| Bi-annual Departmental visits (all Departments)            | 80%   | 90%                    | 90%                       |
| Cross training analysts on major procedures and directives | 95%   | 95%                    | 95%                       |
| Percentage of inquiries responded to within 48 hours       | 95%   | 95%                    | 95%                       |

## Purchasing

### Program Description:

The Purchasing Division is responsible for securing all supplies, tools, equipment, and services for the Columbus Consolidated Government operations consistent with the procurement ordinance. In addition, the division is responsible for the protection, preservation, proper storage and disposal of surplus materials and equipment. The division acts as a liaison between the vendor and the City's various departments.

### Goals, Objectives and Performance Data

|                                       |  |                        |                           |
|---------------------------------------|--|------------------------|---------------------------|
| <b>Goal:</b>                          | <b>To enhance end-user efficiency when using the new release of the finance system.</b>  |                        |                           |
| <b>Objective:</b>                     | <b>To provide more Finance System (Procurement) training opportunities for end-users by having regularly scheduled classes on a quarterly basis.</b> |                        |                           |
| <b>Performance Indicators:</b>        | <b>FY18<br/>Actual</b>   | <b>FY19<br/>Actual</b> | <b>FY20<br/>Projected</b> |
| Number of Advantage training sessions | 8  | 4                      | 4                         |

|  |   |                        |                           |
|--|---|------------------------|---------------------------|
| <b>Goal:</b>                                 | <b>To encourage the use of annual contracts, wherever possible, to save departments' time and effort when purchasing regularly required goods and services.</b> |                        |                           |
| <b>Objective:</b>                            | <b>Develop more annual contracts for regularly required goods and services with the assistance of the participating departments.</b>                            |                        |                           |
| <b>Performance Indicators:</b>               | <b>FY18<br/>Actual</b>  | <b>FY19<br/>Actual</b> | <b>FY20<br/>Projected</b> |
| Number of annual contracts completed/updated | 40  | 40                     | 40                        |



|                                |  |                        |                           |
|--------------------------------|--|------------------------|---------------------------|
| <b>Goal:</b>                   | <b>To encourage use of the Purchasing Card in all departments in order to reduce time obtaining purchases under \$1,000.</b> |                        |                           |
| <b>Objective:</b>              | <b>Reduce the number of purchase orders and checks generated for small purchases and for travel purposes.</b>                |                        |                           |
| <b>Performance Indicators:</b> | <b>FY18<br/>Actual</b>   | <b>FY19<br/>Actual</b> | <b>FY20<br/>Projected</b> |
| Number of cardholders          | 343  | 350                    | 350                       |

## Cash Management

### Program Description:

The Cash Management Division is responsible for all operating and investment cash accounts owned by the city as well as certain cash receiving transactions.

### Goals, Objectives and Performance Data

|                                |  |                        |                           |
|--------------------------------|--|------------------------|---------------------------|
| <b>Goal:</b>                   | <b>To ensure there is sufficient cash to meet city needs on a daily basis.</b> |                        |                           |
| <b>Objective:</b>              | <b>Cash is sufficient to meet payroll and accounts payable needs.</b>          |                        |                           |
| <b>Performance Indicators:</b> | <b>FY18<br/>Actual</b>   | <b>FY19<br/>Actual</b> | <b>FY20<br/>Projected</b> |
| Percentage of cash sufficiency | 100%   | 100%                   | 100%                      |

|                                |   |                        |                           |
|--------------------------------|---|------------------------|---------------------------|
| <b>Goal:</b>                   | <b>Optimize city investment earnings by appropriate management and investment of cash on hand and in operating, investment and pension fund accounts.</b> |                        |                           |
| <b>Objective:</b>              | <b>Yield on investments exceeds appropriate benchmarks.</b>   |                        |                           |
| <b>Performance Indicators:</b> | <b>FY18<br/>Actual</b>  | <b>FY19<br/>Actual</b> | <b>FY20<br/>Projected</b> |
| Yield exceeds benchmarks       | Yes   | Yes                    | Yes                       |

|                                |  |                        |                           |
|--------------------------------|--|------------------------|---------------------------|
| <b>Goal:</b>                   | <b>Release ACH/wire transfer payments on a timely basis.</b>     |                        |                           |
| <b>Objective:</b>              | <b>Ensure ACH/wire transfer payment processing is efficient.</b> |                        |                           |
| <b>Performance Indicators:</b> | <b>FY18<br/>Actual</b>   | <b>FY19<br/>Actual</b> | <b>FY20<br/>Projected</b> |
| Percentage released on time    | 100%   | 100%                   | 100%                      |

|                                |   |                        |                           |
|--------------------------------|---|------------------------|---------------------------|
| <b>Goal:</b>                   | <b>To improve the rate of return on investments.</b>                        |                        |                           |
| <b>Objective:</b>              | <b>To continually evaluate money managers and investment third parties.</b> |                        |                           |
| <b>Performance Indicators:</b> | <b>FY18<br/>Actual</b>  | <b>FY19<br/>Actual</b> | <b>FY20<br/>Projected</b> |
| Increased rates of return.     | 11%   | 11%                    | 100%                      |



## Information Technology

### **DEPARTMENT MISSION STATEMENT**

To provide efficient, innovative, and cost effective Information Technology Services necessary to support and enhance the daily business operations of the Consolidated government so as to better serve the citizens of Columbus, Georgia.

#### **Expenditures By Division**

|  | FY17<br>Actual     | FY18<br>Actual     | FY19<br>Actual*    | FY20<br>Adopted    |
|--|--------------------|--------------------|--------------------|--------------------|
| 2101000 Administration                 | \$4,647,647        | \$5,033,782        | \$5,295,116        | \$5,499,081        |
| 2102000 Geographic Information Systems | \$240,689          | \$187,392          | \$522              | -                  |
| <b>DEPARTMENT TOTAL</b>                | <b>\$4,888,336</b> | <b>\$5,221,174</b> | <b>\$5,295,637</b> | <b>\$5,499,081</b> |
| <b>% CHANGE</b>                        |                    | <b>6.81%</b>       | <b>1.43%</b>       | <b>3.84%</b>       |

*\*Unaudited*

#### **Expenditures By Category**

|                         | FY17<br>Actual     | FY18<br>Actual     | FY19<br>Actual*    | FY20<br>Adopted    |
|-------------------------|--------------------|--------------------|--------------------|--------------------|
| Personal Services       | \$1,764,301        | \$1,731,082        | \$1,685,842        | \$1,760,249        |
| Operations              | \$3,087,307        | \$3,275,579        | \$3,473,208        | \$3,738,832        |
| <b>OPERATING BUDGET</b> | <b>\$4,851,608</b> | <b>\$5,006,661</b> | <b>\$5,159,049</b> | <b>\$5,499,081</b> |
| Capital Budget          | \$36,728           | \$214,513          | \$136,588          | -                  |
| <b>DEPARTMENT TOTAL</b> | <b>\$4,888,336</b> | <b>\$5,221,174</b> | <b>\$5,295,637</b> | <b>\$5,499,081</b> |
| <b>% CHANGE</b>         |                    | <b>6.81%</b>       | <b>1.43%</b>       | <b>3.84%</b>       |

*\*Unaudited*

**Positions by Division**

|  |              | <b>FY18</b>   | <b>FY19</b>   | <b>FY20</b>    |
|--|--------------|---------------|---------------|----------------|
|  |              | <b>Actual</b> | <b>Actual</b> | <b>Adopted</b> |
| <b>210-1000 Administration</b>             | <b>FT/PT</b> | <b>24/0</b>   | <b>28/0</b>   | <b>27/0</b>    |
| Application Developer*                     |              | 3             | 3             | 2              |
| Application Development & Support Manager  |              | 1             | 1             | 1              |
| Application Support Analyst                |              | 3             | 3             | 3              |
| Assistant Information Technology Director* |              | 0             | 0             | 1              |
| Data Control Technician (FT)***            |              | 2             | 2             | 0              |
| Data Control Technician (PT)***            |              | 0             | 0             | 1              |
| GIS Coordinator**                          |              | 0             | 1             | 1              |
| GIS Technician***                          |              | 0             | 2             | 0              |
| GIS Analyst**                              |              | 0             | 1             | 1              |
| Host Computer Operator                     |              | 2             | 2             | 2              |
| IT Director                                |              | 1             | 1             | 1              |
| Lead Host Computer Operator                |              | 1             | 1             | 1              |
| Network Engineer                           |              | 3             | 3             | 3              |
| Network Operations Manager***              |              | 1             | 1             | 1              |
| Office Manager***                          |              | 0             | 0             | 1              |
| PC Services Supervisor                     |              | 1             | 1             | 1              |
| Personal Computer Technician               |              | 2             | 2             | 2              |
| Programming and Development Coordinator    |              | 1             | 1             | 2              |
| Systems and Enterprise Applications Coord  |              | 1             | 1             | 1              |
| Technical Operations Manager               |              | 1             | 1             | 1              |
| Web Development Manager                    |              | 1             | 1             | 1              |
| <b>210-2000 Geo Info System (GIS)</b>      | <b>FT/PT</b> | <b>4/0</b>    | <b>0/0</b>    | <b>0/0</b>     |
| GIS Analyst**                              |              | 1             | 0             | 0              |
| GIS Coordinator**                          |              | 1             | 0             | 0              |
| GIS Technician**                           |              | 2             | 0             | 0              |
| <b>Total Full Time/Part Time Positions</b> |              | <b>28/0</b>   | <b>28/0</b>   | <b>27/0</b>    |

\*One (1) Application Developer deleted in FY20

\*\* Internal transfer to Administration unit

\*\*\* One (1) Data Control Technician (FT) (G12) reclassified to (PT), one (1) Network Operations Manager (G22E) reclassified to (G22F), one (1) GIS Technician (G14) reclassified to Program & Development Coordinator (G21), one (1) Data Control Technician (G12) reclassified to Office Manager (G14), one (1) GIS Technician (G14) reclassified to Assistant Information Technology Director (G25) in FY20

## Administration

### Program Description:

The Department of Information Technology provides a full range of management information and processing services for the Consolidated Government. This includes long range planning and implementations of new information systems that best meet the requirement of user departments.

The Data Processing Division is organized in two sections: Systems/Programming and Operations. Systems/Programming provides system analysis, application programming, and operating system maintenance. Operations include: control services, personal computer support and maintenance of local area networks.

### Goals, Objectives and Performance Data

|                   |   |
|-------------------|---|
| <b>Goal:</b>      | <b>To migrate all remote sites to city owned fiber or establish on network connectivity through third party vendors.</b>                            |
| <b>Objective:</b> | <b>Provide cost effective, stable, robust, WAN connectivity between the DATA Center and other CCG departments and agencies throughout the city.</b> |

|   | FY18   | FY19   | FY20      |
|---|--------|--------|-----------|
| <b>Performance Indicators:</b>              | Actual | Actual | Projected |
| Percent of remote sites directly on network | 70%    | 95%    | 99%       |

| <b>Goal:</b>                          | <b>Migrate 1,100 users off of a virtual desktop environment.</b>   |        |           |
|---------------------------------------|--|--------|-----------|
| <b>Objective:</b>                     | <b>To reduce the number of work orders and resolution time for problems, and increase user production.</b> |        |           |
|                                       | FY18   | FY19   | FY20      |
| <b>Performance Indicators:</b>        | Actual   | Actual | Projected |
| Number of users with virtual desktops | 500  | 300    | 230       |

| <b>Goal:</b>                   | <b>Maintain or improve current level of service while implementing new Court/Public Safety system.</b>   |        |           |
|--------------------------------|--|--------|-----------|
| <b>Objective:</b>              | <b>To have new Court/Public Safety system implemented within the project plan time period while continuing to support the existing obsolete systems.</b> |        |           |
|                                | FY18   | FY19   | FY20      |
| <b>Performance Indicators:</b> | Actual   | Actual | Projected |
| Percent of completion          | 0%   | 28%    | 95%       |

| <b>Goal:</b>                   | <b>Develop, Modify or Purchase new work order system.</b>    |        |           |
|--------------------------------|--|--------|-----------|
| <b>Objective:</b>              | <b>and provide a system of record for official requests.</b> |        |           |
|                                | FY18   | FY19   | FY20      |
| <b>Performance Indicators:</b> | Actual   | Actual | Projected |
| Percent of completion          | 0%   | 0%     | 50%       |



## Human Resources

### DEPARTMENT MISSION STATEMENT

Serving all citizens of our community in a legally, morally, and ethically appropriate manner. The Human Resources Department strives to improve employment opportunities, advancement opportunities, employee relations and employee performance through better communications, cultivation of a diverse workforce and through the development and implementation of proactive policies, procedures, programs and training.

#### Expenditures By Division

|                           | FY17<br>Actual     | FY18<br>Actual     | FY19<br>Actual*    | FY20<br>Adopted    |
|---------------------------|--------------------|--------------------|--------------------|--------------------|
| 2201000 Administration    | \$822,598          | \$779,034          | \$830,370          | \$899,693          |
| 2202100 Employee Benefits | \$1,298,052        | \$1,288,890        | \$1,072,893        | \$1,207,911        |
| <b>DEPARTMENT TOTAL</b>   | <b>\$2,120,650</b> | <b>\$2,067,924</b> | <b>\$1,903,263</b> | <b>\$2,107,604</b> |
| <b>% CHANGE</b>           |                    | <b>-2.49%</b>      | <b>-7.96%</b>      | <b>10.74%</b>      |

*\*Unaudited*

#### Expenditures By Category

|                         | FY17<br>Actual     | FY18<br>Actual     | FY19<br>Actual*    | FY20<br>Adopted    |
|-------------------------|--------------------|--------------------|--------------------|--------------------|
| Personal Services       | \$1,946,979        | \$1,878,217        | \$1,718,809        | \$1,880,891        |
| Operations              | \$173,671          | \$189,707          | \$184,454          | \$226,713          |
| <b>OPERATING BUDGET</b> | <b>\$2,120,650</b> | <b>\$2,067,924</b> | <b>\$1,903,263</b> | <b>\$2,107,604</b> |
| Capital Budget          | -                  | -                  | -                  | -                  |
| <b>DEPARTMENT TOTAL</b> | <b>\$2,120,650</b> | <b>\$2,067,924</b> | <b>\$1,903,263</b> | <b>\$2,107,604</b> |
| <b>% CHANGE</b>         |                    | <b>-2.49%</b>      | <b>-7.96%</b>      | <b>10.74%</b>      |

*\*Unaudited*

**Positions by Division**

|  |              | <b>FY18</b>   | <b>FY19</b>   | <b>FY20</b>    |
|--|--------------|---------------|---------------|----------------|
|  |              | <b>Actual</b> | <b>Actual</b> | <b>Adopted</b> |
| <b>220-1000 Human Resources</b>            | <b>FT/PT</b> | <b>13/1</b>   | <b>14/1</b>   | <b>14/0</b>    |
| Administrative Assistant**                 |              | 0             | 1             | 1              |
| Administrative Secretary (PT)*             |              | 1             | 1             | 0              |
| Assistant Human Resources Director         |              | 1             | 1             | 1              |
| Human Resources Analyst                    |              | 2             | 2             | 2              |
| Human Resources Director                   |              | 1             | 1             | 1              |
| Human Resources Specialist                 |              | 3             | 3             | 3              |
| Human Resources Technician I               |              | 4             | 4             | 4              |
| Human Resources Technician II              |              | 1             | 1             | 1              |
| Technical Trainer/Developer                |              | 0             | 0             | 0              |
| Training Coordinator                       |              | 1             | 1             | 1              |
| <b>Total Full Time/Part Time Positions</b> |              | <b>13/1</b>   | <b>14/1</b>   | <b>14/0</b>    |

\* Administrative Secretary (PT) deleted in FY20

\*\* One (1) Administrative Assistant (G12) position added in FY19, effective 12/29/18.

## Administration

**Program Description:**

The Administration Division within the Department of Human Resources provides services to recruit, develop, and retain highly professional employees and quality customer service to the citizens of Columbus.

|  |  |               |                  |
|--|--|---------------|------------------|
| <b>Goal:</b>                               | <b>To process personnel actions in a timely manner.</b>                |               |                  |
| <b>Objective:</b>                          | <b>To maintain personnel action processing time in 3 days or less.</b> |               |                  |
|  | <b>FY18</b>  | <b>FY19</b>   | <b>FY20</b>      |
| <b>Performance Indicators:</b>             | <b>Actual</b>  | <b>Actual</b> | <b>Projected</b> |
| Average days required to process personnel | 2.50   | 3.00          | 2.5              |

|  |  |               |                  |
|--|--|---------------|------------------|
| <b>Goal:</b>   | <b>To process and file personnel actions and documents accurately at a percentage of 2% or less.</b>   |               |                  |
| <b>Objective:</b>  | <b>To conduct statistically valid random sampling on a monthly basis, for data entry and filing accuracy, for performance measurements and improvements.</b> |               |                  |
|  | <b>FY18</b>  | <b>FY19</b>   | <b>FY20</b>      |
| <b>Performance Indicators:</b>   | <b>Actual</b>  | <b>Actual</b> | <b>Projected</b> |
| Average monthly data entry error rate, expressed as a percentage of total personnel actions and documents entered. | 3.0%   | 2.0%          | 1.0%             |

## Employee Benefits

**Program Description:**

The Employee Benefits Division within the Department of Human Resources manages employee benefits. Some examples of employee Benefits: the COBRA & FLEX programs, deferred income, unemployment insurance, savings programs, thrift programs, employees’ assistance and other programs.



## Community Development

### DEPARTMENT MISSION STATEMENT

The mission of the Inspections and Codes Department is to ensure a safe and environmentally sound community to all of the residents and those who visit here by supporting all programs of the Columbus Consolidated Government that raise public awareness and to provide for the safety of life, health, and general welfare of the public through the enforcement of the International Building, Plumbing, Electrical, Gas, Mechanical, and Property Maintenance Codes, the Zoning Ordinance, the Flood Plain Ordinance, and the Georgia Safety Fire Regulations. All of these codes are nationally recognized construction codes.

#### Expenditures By Division

|                         |                     | FY17<br>Actual     | FY18<br>Actual     | FY19<br>Actual*    | FY20<br>Adopted    |
|-------------------------|---------------------|--------------------|--------------------|--------------------|--------------------|
| 2402200                 | Inspections & Codes | \$1,506,169        | \$1,449,407        | \$1,462,313        | \$1,477,759        |
| 2402400                 | Special Enforcement | -                  | -                  | \$394,749          | \$467,566          |
| <b>DEPARTMENT TOTAL</b> |                     | <b>\$1,506,169</b> | <b>\$1,449,407</b> | <b>\$1,857,061</b> | <b>\$1,945,325</b> |
| <b>% CHANGE</b>         |                     |                    | <b>-3.77%</b>      | <b>28.13%</b>      | <b>4.75%</b>       |

*\*Unaudited*

#### Expenditures By Category

|                         |  | FY17<br>Actual     | FY18<br>Actual     | FY19<br>Actual*    | FY20<br>Adopted    |
|-------------------------|--|--------------------|--------------------|--------------------|--------------------|
| Personal Services       |  | \$1,301,136        | \$1,302,575        | \$1,619,659        | \$1,616,406        |
| Operations              |  | \$196,107          | \$118,942          | \$237,402          | \$296,419          |
| <b>OPERATING BUDGET</b> |  | <b>\$1,497,243</b> | <b>\$1,421,517</b> | <b>\$1,857,061</b> | <b>\$1,912,825</b> |
| Capital Budget          |  | \$8,926            | \$27,890           | -                  | \$32,500           |
| <b>DEPARTMENT TOTAL</b> |  | <b>\$1,506,169</b> | <b>\$1,449,407</b> | <b>\$1,857,061</b> | <b>\$1,945,325</b> |
| <b>% CHANGE</b>         |  |                    | <b>-3.77%</b>      | <b>28.13%</b>      | <b>4.75%</b>       |

*\*Unaudited*



**Personnel Summary: Authorized Positions**

|  |              | <b>FY18<br/>Actual</b> | <b>FY19<br/>Actual</b> | <b>FY20<br/>Adopted</b> |
|--|--------------|------------------------|------------------------|-------------------------|
| <b>240-2200 Inspection &amp; Codes</b>         | <b>FT/PT</b> | <b>26/0</b>            | <b>25/0</b>            | <b>25/0</b>             |
| Assistant Building Inspection & Codes Director |              | 1                      | 1                      | 1                       |
| Building Inspection and Codes Director         |              | 1                      | 1                      | 1                       |
| Building Inspection Coordinator                |              | 2                      | 2                      | 2                       |
| Building Inspector****                         |              | 3                      | 2                      | 2                       |
| Electrical Inspection Coordinator              |              | 1                      | 1                      | 1                       |
| Electrical Inspector*                          |              | 3                      | 3                      | 3                       |
| GIS Technician *****                           |              | 1                      | 1                      | 0                       |
| Inspection Services Coordinator                |              | 1                      | 1                      | 1                       |
| Inspection Services Technician*****            |              | 0                      | 0                      | 1                       |
| Mechanical Inspection Coordinator*             |              | 2                      | 2                      | 2                       |
| Mechanical Inspector                           |              | 2                      | 2                      | 2                       |
| Office Manager*****                            |              | 1                      | 1                      | 1                       |
| Permit Technician                              |              | 2                      | 2                      | 2                       |
| Plans Examiner                                 |              | 2                      | 2                      | 2                       |
| Property Maintenance Coordinator               |              | 1                      | 1                      | 1                       |
| Property Maintenance Inspector                 |              | 2                      | 2                      | 2                       |
| Sign and Codes Inspector                       |              | 1                      | 1                      | 1                       |
| <b>240-2400 Special Enforcement</b>            | <b>FT/PT</b> | <b>0/0</b>             | <b>7/0</b>             | <b>7/0</b>              |
| Special Enforcement Coordinator**              |              | 0                      | 1                      | 1                       |
| Special Enforcement Officer***                 |              | 0                      | 6                      | 6                       |
| <b>Total Full Time/Part Time Positions</b>     |              | <b>26/0</b>            | <b>32/0</b>            | <b>32/0</b>             |

\* One Mechanical Inspector Coordinator position and one Electrical Inspector position were unfunded since FY16.

\*\* One (1) Special Enforcement Supervisor (G16) moved from Public Works, 260-2400 and reclassified to one (1) Special Enforcement Coordinator (G17) in FY19.

\*\*\* Six (6) Special Enforcement Officers (G13) moved from Public Works, 260-2400 in FY19.

\*\*\*\* One (1) Building Inspector (G16) position deleted in FY19.

\*\*\*\*\* One (1) GIS Technician (G14) reclassified to Inspection Services Technician (G12) and one (1) Office Manager (G14C) reclassified to (G14E) in FY20.

## Inspections & Codes

**Program Description:**

The Department is responsible for the enforcement of the latest editions of the Georgia State International Codes Building, Plumbing, Electrical, Gas, Mechanical, and Property Maintenance Codes, adopted by the State of Georgia as the State Construction Codes. Furthermore, the Department enforces the Local Zoning Ordinance, the Flood Plan Ordinance, Soil Erosion and Sedimentation Control and the Georgia Safety Fire Regulations.

|   |   |                        |                           |
|---|---|------------------------|---------------------------|
| <b>Goal:</b>                                      | <b>To provide an effective inspection service to ensure the safety of life, health, and general welfare of the public through Code Enforcement.</b> |                        |                           |
| <b>Objective:</b>                                 | <b>Continue the systematic program to remove all derelict structures and to rehabilitate substandard housing.</b>                                   |                        |                           |
| <b>Performance Indicators:</b>                    | <b>FY18<br/>Actual</b>  | <b>FY19<br/>Actual</b> | <b>FY20<br/>Projected</b> |
| <b>Property Maintenance-Community Development</b> |   |                        |                           |
| Property Maintenance Inspections                  | 4,348   | 4,117                  | 4,300                     |
| Demolition Notices                                | 38  | 51                     | 80                        |
| City Authorized Demolitions                       | 9   | 12                     | 60                        |
| <b>Objective:</b>                                 | <b>Assist the Board of Zoning Appeals technically and process appeals under the Zoning Ordinance to BZA.</b>  |                        |                           |
| <b>Performance Indicators:</b>                    | <b>FY18<br/>Actual</b>  | <b>FY19<br/>Actual</b> | <b>FY20<br/>Projected</b> |
| Board of Zoning Appeal Cases                      | 43  | 42                     | 50                        |
| <b>Objective:</b>                                 | <b>Continue the systematic program making inspections to enforce all construction codes, zoning regulations, and related conditions.</b>            |                        |                           |
| <b>Performance Indicators:</b>                    | <b>FY18<br/>Actual</b>  | <b>FY19<br/>Actual</b> | <b>FY20<br/>Projected</b> |
| Inspections                                       | 12,878  | 10,967                 | 11,500                    |
| Permits issued                                    | 7,760   | 7,217                  | 7,500                     |
| Plans checked                                     | 410   | 339                    | 400                       |
| Revenue collections                               | \$1,773,104   | \$1,278,942            | \$1,300,000               |
| Construction valuations                           | \$311,902,980   | \$195,279,464          | \$250,000,000             |

## Special Enforcement

**Program Description:**

The Special Enforcement division is responsible for all environmental law enforcement such as, but is not limited to the enforcement of the solid waste ordinance, business licenses, alcohol licensing, gross receipt taxes, mobile home taxes, scrap tire management, illegal dumping, weed violations, junk vehicles, fencing violations and other environmental violations.



Planning Department

## Planning

### DEPARTMENT MISSION STATEMENT

The mission of the Planning Department is to provide continuous, comprehensive, and coordinated planning efforts, through a proactive public participation process. This will provide for local and regional growth, while fostering sustainable development sensitive to community and natural resources.

#### Expenditures By Division

|                         | FY17<br>Actual   | FY18<br>Actual   | FY19<br>Actual*  | FY20<br>Adopted  |
|-------------------------|------------------|------------------|------------------|------------------|
| 2421000 Planning        | \$268,386        | \$275,375        | \$278,824        | \$293,699        |
| <b>DEPARTMENT TOTAL</b> | <b>\$268,386</b> | <b>\$275,375</b> | <b>\$278,824</b> | <b>\$293,699</b> |
| <b>% CHANGE</b>         |                  | <b>2.60%</b>     | <b>1.25%</b>     | <b>5.34%</b>     |

\*Unaudited

#### Expenditures By Category

|                         | FY17<br>Actual   | FY18<br>Actual   | FY19<br>Actual*  | FY20<br>Adopted  |
|-------------------------|------------------|------------------|------------------|------------------|
| Personal Services       | \$238,181        | \$248,549        | \$255,859        | \$250,846        |
| Operations              | \$30,205         | \$26,826         | \$22,964         | \$42,853         |
| <b>OPERATING BUDGET</b> | <b>\$268,386</b> | <b>\$275,375</b> | <b>\$278,824</b> | <b>\$293,699</b> |
| Capital Budget          | -                | -                | -                | -                |
| <b>DEPARTMENT TOTAL</b> | <b>\$268,386</b> | <b>\$275,375</b> | <b>\$278,824</b> | <b>\$293,699</b> |
| <b>% CHANGE</b>         |                  | <b>2.60%</b>     | <b>1.25%</b>     | <b>5.34%</b>     |

\*Unaudited

#### Positions by Division

|  |              | FY18<br>Actual | FY19<br>Actual | FY20<br>Adopted |
|--|--------------|----------------|----------------|-----------------|
| <b>242-1000 Planning</b>                   | <b>FT/PT</b> | <b>6/0</b>     | <b>6/0</b>     | <b>4/0</b>      |
| Planner*                                   |              | 3              | 3              | 2               |
| Planning Manager                           |              | 1              | 1              | 1               |
| Planning Technician*                       |              | 1              | 1              | 0               |
| Principal Planner                          |              | 1              | 1              | 1               |
| <b>Total Full Time/Part Time Positions</b> |              | <b>6/0</b>     | <b>6/0</b>     | <b>4/0</b>      |

\* One (1) Planner and one (1) Planning Technician deleted in FY20.

## Planning

### Program Description:

To lead in creative and sustainable solutions for land use development through comprehensive surveys and studies of existing and future conditions, and through the preparation of plans for the sound management of physical, social and economic growth in the community.

|                                   |   |                        |                           |
|-----------------------------------|---|------------------------|---------------------------|
| <b>Goal:</b>                      | <b>Implement and manage a long range planning process through comprehensive and special area plans to build a sound strategic framework for Columbus' growth and stability.</b> |                        |                           |
| <b>Objective:</b>                 | <b>To execute and sustain the city's comprehensive plan for development in the community.</b>   |                        |                           |
| <b>Performance Indicators:</b>    | <b>FY18<br/>Actual</b>  | <b>FY19<br/>Actual</b> | <b>FY20<br/>Projected</b> |
| Unified Development Ordinance     | 1   | 1                      | 1                         |
| Comprehensive Plan                | 1   | 1                      | 1                         |
| Neighborhood Revitalization Plans | 1   | 2                      | 3                         |
| BRAC/Sequestration                | 1   | 1                      | 1                         |
| Overlay Districts                 | 1   | 1                      | 1                         |
| Design Guidelines                 | 1   | 1                      | 1                         |
| Special Studies                   | 11  | 11                     | 11                        |

|                                    |  |                        |                           |
|------------------------------------|--|------------------------|---------------------------|
| <b>Goal:</b>                       | <b>Ensure an accessible development review process that is fair, efficient, timely and supportive of adopted city goals.</b> |                        |                           |
| <b>Objective:</b>                  | <b>To develop and maintain a master plan for development in the community.</b>   |                        |                           |
| <b>Performance Indicators:</b>     | <b>FY18<br/>Actual</b>   | <b>FY19<br/>Actual</b> | <b>FY20<br/>Projected</b> |
| Review Zoning Cases                | 24   | 27                     | 30                        |
| Review Subdivision Plats           | 68   | 85                     | 100                       |
| Review Special Exception Use Cases | 5  | 5                      | 5                         |

|   |   |                        |                           |
|---|---|------------------------|---------------------------|
| <b>Goal:</b>                                | <b>To promote and enhance historical properties and sites throughout the community.</b> |                        |                           |
| <b>Objective:</b>                           | <b>To provide technical support and guidance on historic related matters.</b>           |                        |                           |
| <b>Performance Indicators:</b>              | <b>FY18<br/>Actual</b>  | <b>FY19<br/>Actual</b> | <b>FY20<br/>Projected</b> |
| Review Board Historic & Architectural Cases | 50  | 49                     | 55                        |
| Review Uptown Façade Board Cases            | 39  | 40                     | 44                        |



## Community Reinvestment

### DEPARTMENT MISSION STATEMENT

The mission of the Real Estate Division is to provide a comprehensive real estate management and services in a professional and cost effective manner for the benefit of the citizens of the City of Columbus. The Real Estate Division oversees the acquisition, disposition and management of the land holdings of the Columbus Consolidated Government.

#### Expenditures By Division

|                         | FY17<br>Actual   | FY18<br>Actual   | FY19<br>Actual*  | FY20<br>Adopted  |
|-------------------------|------------------|------------------|------------------|------------------|
| 2452400 Real Estate     | \$152,007        | \$169,576        | \$194,240        | \$131,712        |
| <b>DEPARTMENT TOTAL</b> | <b>\$152,007</b> | <b>\$169,576</b> | <b>\$194,240</b> | <b>\$131,712</b> |
| <b>% CHANGE</b>         |                  | <b>11.56%</b>    | <b>14.54%</b>    | <b>-32.19%</b>   |

*\*Unaudited*

#### Expenditures By Category

|                         | FY17<br>Actual   | FY18<br>Actual   | FY19<br>Actual*  | FY20<br>Adopted  |
|-------------------------|------------------|------------------|------------------|------------------|
| Personal Services       | \$54,894         | \$51,029         | \$51,384         | \$40,244         |
| Operations              | \$97,113         | \$118,547        | \$142,856        | \$91,468         |
| <b>OPERATING BUDGET</b> | <b>\$152,007</b> | <b>\$169,576</b> | <b>\$194,240</b> | <b>\$131,712</b> |
| Capital Budget          | -                | -                | -                | -                |
| <b>DEPARTMENT TOTAL</b> | <b>\$152,007</b> | <b>\$169,576</b> | <b>\$194,240</b> | <b>\$131,712</b> |
| <b>% CHANGE</b>         |                  | <b>11.56%</b>    | <b>14.54%</b>    | <b>-32.19%</b>   |

*\*Unaudited*

**Positions by Division**

|                             |              | <b>FY18</b>   | <b>FY19</b>   | <b>FY20</b>    |
|-----------------------------|--------------|---------------|---------------|----------------|
|                             |              | <b>Actual</b> | <b>Actual</b> | <b>Adopted</b> |
| <b>242-2400 Real Estate</b> | <b>FT/PT</b> | <b>1/0</b>    | <b>1/0</b>    | <b>1/0</b>     |
| Program Manager*            |              | 1             | 1             | 1              |
| <b>TOTAL</b>                |              | <b>1/0</b>    | <b>1/0</b>    | <b>1/0</b>     |

*\*69% funded in General Fund 0101, 24% funded in CDBG Fund 0210 and 7% funded in HOME Fund 0213*

**Real Estate**

**Program Description:**

Manage, market and dispose of property. Assist other government and non-governmental entities and citizens with real estate activities.

|   |  |               |                  |
|---|--|---------------|------------------|
| <b>Goal:</b>                              | <b>To provide quality, professional real estate services pertaining to City and CDBG owned property and on property of potential interest to the City.</b> |               |                  |
| <b>Objective:</b>                         | <b>To manage, market, acquire and dispose of property for the City.</b>  |               |                  |
| <b>Performance Indicators:</b>            | <b>FY18</b>  | <b>FY19</b>   | <b>FY20</b>      |
|   | <b>Actual</b>  | <b>Actual</b> | <b>Projected</b> |
| Acquisitions or dispositions for CDBG     | <b>0</b>   | <b>8</b>      | <b>8</b>         |
| Acquisitions or dispositions for the City | <b>2</b>   | <b>5</b>      | <b>2</b>         |

|  |   |               |                  |
|--|---|---------------|------------------|
| <b>Goal:</b>                                       | <b>To manage, market, acquire, dispose and lease properties, and to assist other government and non-government entities and citizens with real estate activities.</b> |               |                  |
| <b>Objective:</b>                                  | <b>To provide real estate management and land banking services.</b>   |               |                  |
| <b>Performance Indicators:</b>                     | <b>FY18</b>   | <b>FY19</b>   | <b>FY20</b>      |
|  | <b>Actual</b>   | <b>Actual</b> | <b>Projected</b> |
| Number of properties disposed, acquired and leased | <b>6</b>  | <b>15</b>     | <b>10</b>        |



Department of Engineering

## Engineering

### DEPARTMENT MISSION STATEMENT

To provide an enhanced quality of life for all citizens who live and work in the region by: the delivery of an effective/safe transportation system to move people and goods throughout the community; provide management that is environmentally sensitive to our Natural Resources through the oversight of Storm Water and drainage structure, and to provide data, construction, and communication support to other City Departments by the effective and efficient delivery of Construction Management and Radio Communications.

#### Expenditures By Division

|                              | FY17<br>Actual     | FY18<br>Actual     | FY19<br>Actual*    | FY20<br>Adopted    |
|------------------------------|--------------------|--------------------|--------------------|--------------------|
| 2502100 Traffic Engineering  | \$1,153,137        | \$1,156,275        | \$1,179,841        | \$1,299,611        |
| 2503110 Radio Communications | \$387,455          | \$350,596          | \$349,313          | \$365,160          |
| <b>DEPARTMENT TOTAL</b>      | <b>\$1,540,592</b> | <b>\$1,506,871</b> | <b>\$1,529,154</b> | <b>\$1,664,771</b> |
| <b>% CHANGE</b>              |                    | <b>-2.19%</b>      | <b>1.48%</b>       | <b>8.87%</b>       |

*\*Unaudited*

#### Expenditures By Category

|                         | FY17<br>Actual     | FY18<br>Actual     | FY19<br>Actual*    | FY20<br>Adopted    |
|-------------------------|--------------------|--------------------|--------------------|--------------------|
| Personal Services       | \$882,209          | \$895,379          | \$899,316          | \$932,541          |
| Operations              | \$658,383          | \$611,492          | \$629,838          | \$671,032          |
| <b>OPERATING BUDGET</b> | <b>\$1,540,592</b> | <b>\$1,506,871</b> | <b>\$1,529,154</b> | <b>\$1,603,573</b> |
| Capital Budget          | -                  | -                  | -                  | \$61,198           |
| <b>DEPARTMENT TOTAL</b> | <b>\$1,540,592</b> | <b>\$1,506,871</b> | <b>\$1,529,154</b> | <b>\$1,664,771</b> |
| <b>% CHANGE</b>         |                    | <b>-2.19%</b>      | <b>1.48%</b>       | <b>8.87%</b>       |

*\*Unaudited*

**Positions by Division**

|  |              | <b>FY18</b>   | <b>FY19</b>   | <b>FY20</b>    |
|--|--------------|---------------|---------------|----------------|
|  |              | <b>Actual</b> | <b>Actual</b> | <b>Adopted</b> |
| <b>250-2100 Traffic Engineering</b>        | <b>FT/PT</b> | <b>22/0</b>   | <b>22/0</b>   | <b>19/0</b>    |
| Administrative Secretary                   |              | 1             | 1             | 1              |
| Assistant Engineering Director             |              | 1             | 1             | 1              |
| Senior Traffic Engineer Technician         |              | 1             | 1             | 1              |
| Senior Traffic Signal Technician**         |              | 1             | 1             | 0              |
| Traffic Analyst                            |              | 1             | 1             | 1              |
| Traffic Control Technician**               |              | 5             | 5             | 4              |
| Traffic Engineer                           |              | 1             | 1             | 1              |
| Traffic Engineer Technician                |              | 1             | 1             | 1              |
| Traffic Operations Supervisor              |              | 1             | 1             | 1              |
| Traffic Sign/Marking Supervisor**          |              | 1             | 1             | 0              |
| Traffic Signal Construction Specialist*    |              | 3             | 3             | 3              |
| Traffic Signal Supervisor                  |              | 1             | 1             | 1              |
| Traffic Signal Technician I                |              | 1             | 1             | 1              |
| Traffic Signal Technician II               |              | 3             | 3             | 3              |
| <b>Total Full Time/Part Time Positions</b> |              | <b>22/0</b>   | <b>22/0</b>   | <b>19/0</b>    |

\* One (1) Traffic Signal Construction Specialist unfunded since FY17.

\*\* One (1) Traffic Control Technician (G10), one (1) Sr Traffic Signal Technician (G14), and one (1) Traffic Sign/Marking Supervisor (G16) deleted in FY20.



## Traffic Engineering

**Program Description:**

Install, operate and maintain (1) traffic signals, (2) traffic control signs, (3) pavement markings, (4) radio communication and (5) administer street lighting along public roadways.

|  |  |               |                  |
|--|--|---------------|------------------|
| <b>Goal:</b>                           | <b>Install, operate and maintain traffic signals to safely and efficiently move people and goods through street intersections.</b>   |               |                  |
| <b>Objective:</b>                      | <b>Establish preventative maintenance schedule for each of the 273 traffic signals in order to reduce services calls during normal working hours and after hour emergencies.</b> |               |                  |
|  | <b>FY18</b>  | <b>FY19</b>   | <b>FY20</b>      |
| <b>Performance Indicators:</b>         | <b>Actual</b>  | <b>Actual</b> | <b>Projected</b> |
| Preventative maintenance of signalized | 274  | 275           | 275              |

|  |   |               |                  |
|--|---|---------------|------------------|
| <b>Goal:</b>                                       | <b>Install, replace, repair and relocate traffic signs as necessary to provide proper traffic and speed control on all streets and intersections, alert drivers of potential hazards, provide directional and street identification information to drivers, cyclists and pedestrians.</b> |               |                  |
| <b>Objective:</b>                                  | <b>Inspect and replace damaged and deteriorated signs.</b>  |               |                  |
|  | <b>FY18</b>   | <b>FY19</b>   | <b>FY20</b>      |
| <b>Performance Indicators:</b>                     | <b>Actual</b>   | <b>Actual</b> | <b>Projected</b> |
| Upgrade traffic signs to meet new retro-reflective | 9,384   | 10,600        | 14,100           |

|                                |  |               |                  |
|--------------------------------|--|---------------|------------------|
| <b>Goal:</b>                   | <b>Maintain pavement markings (centerline, lane lines, and edge lines) and legends on all local streets to provide adequate daytime and nighttime visibility for motorists, cyclists, and pedestrians.</b>   |               |                  |
| <b>Objective:</b>              | <b>Re-stripe and re-mark all in-place striping and marking that has faded or been disturbed. Re-stripe and re-mark all streets that have been resurfaced. Add pavement striping and marking on streets and at intersections as necessary to improve safety. Add bicycle lanes/markings as necessary to comply with the City's Complete Streets objectives.</b> |               |                  |
|                                | <b>FY18</b>  | <b>FY19</b>   | <b>FY20</b>      |
| <b>Performance Indicators:</b> | <b>Actual</b>  | <b>Actual</b> | <b>Projected</b> |
| Inventory miles of striping.   | 65   | 90            | 90               |

|                                |  |               |                  |
|--------------------------------|--|---------------|------------------|
| <b>Goal:</b>                   | <b>Ensure all street lighting is maintained by local utility companies with limited malfunctions. Add new lighting to existing streets/intersections to reduce dark areas. Approve/inspect lighting designs for all new streets.</b> |               |                  |
| <b>Objective:</b>              | <b>Monitor street light repairs to keep the annual malfunction rate at 3.0% or less.</b>   |               |                  |
|                                | <b>FY18</b>  | <b>FY19</b>   | <b>FY20</b>      |
| <b>Performance Indicators:</b> | <b>Actual</b>  | <b>Actual</b> | <b>Projected</b> |
| Malfunction Rate (%)           | 3.5%   | 3.0%          | 3.0%             |

**Budget Notes:**

The following capital was approved in this budget:

**250-2100 Traffic Engineering**

Full-Size F250 Crew Cab w/ Tommy Lift Gate (Replacement) = \$29,870

1/2 Ton Cargo Van and Buildout (Replacement) = \$31,328



## Public Works

### DEPARTMENT MISSION STATEMENT

The Department of Public Works strives to serve the community by providing street and road maintenance, storm drainage, environmental enforcement, urban forest maintenance, waste disposal and maintenance of city owned properties in a safe and efficient manner, which is sensitive to the environment. The department is committed to doing its part to enhance the high quality of life for the current and future generations.

#### Expenditures By Division

|  | FY17<br>Actual     | FY18<br>Actual     | FY19<br>Actual*    | FY20<br>Adopted    |
|--|--------------------|--------------------|--------------------|--------------------|
| 2601000 Administration                     | \$322,639          | \$332,642          | \$328,036          | \$311,488          |
| 2602300 Fleet Management                   | \$1,949,304        | \$1,936,486        | \$1,895,240        | \$2,111,645        |
| 2602400 Special Enforcement                | \$1,386,532        | \$1,319,061        | \$969,063          | \$1,291,784        |
| 2602600 Cemeteries<br>Facilities           | \$272,873          | \$287,448          | \$367,636          | \$221,873          |
| 2602700 Maintenance<br>Other Maintenance & | \$2,969,021        | \$3,066,844        | \$3,140,877        | \$3,216,329        |
| 2603710 Repairs                            | \$1,066,193        | \$1,083,230        | \$1,100,311        | \$1,169,267        |
| <b>DEPARTMENT TOTAL</b>                    | <b>\$7,966,562</b> | <b>\$8,025,711</b> | <b>\$7,801,164</b> | <b>\$8,322,386</b> |
| <b>% CHANGE</b>                            |                    | <b>0.74%</b>       | <b>-2.80%</b>      | <b>6.68%</b>       |

\*Unaudited

#### Expenditures By Category

|                         | FY17<br>Actual     | FY18<br>Actual     | FY19<br>Actual*    | FY20<br>Adopted    |
|-------------------------|--------------------|--------------------|--------------------|--------------------|
| Personal Services       | \$4,822,391        | \$4,753,915        | \$4,492,103        | \$4,692,306.00     |
| Operations              | \$3,141,728        | \$3,169,372        | \$2,076,296        | \$3,345,350.00     |
| <b>OPERATING BUDGET</b> | <b>\$7,964,119</b> | <b>\$7,923,287</b> | <b>\$6,568,398</b> | <b>\$8,037,656</b> |
| Capital Budget          | \$2,443            | \$102,424          | \$1,232,766        | \$284,730.00       |
| <b>DEPARTMENT TOTAL</b> | <b>\$7,966,562</b> | <b>\$8,025,711</b> | <b>\$7,801,164</b> | <b>\$8,322,386</b> |
| <b>% CHANGE</b>         |                    | <b>0.74%</b>       | <b>-2.80%</b>      | <b>6.68%</b>       |

\*Unaudited

**Positions by Division**

|  |                        | <b>FY18<br/>Actual</b> | <b>FY19<br/>Actual</b> | <b>FY20<br/>Adopted</b> |
|--|------------------------|------------------------|------------------------|-------------------------|
| <b>260-1000 Administration</b>                 | <b>FT/PT</b>           | <b>4/0</b>             | <b>4/0</b>             | <b>4/0</b>              |
| Administrative Supervisor                      |                        | 1                      | 1                      | 1                       |
| Public Works Coordinator                       |                        | 1                      | 1                      | 1                       |
| Public Works Director                          |                        | 1                      | 1                      | 1                       |
| Safety Coordinator                             |                        | 1                      | 1                      | 1                       |
| <b>260-2300 Fleet Management</b>               | <b>FT/Inmate Labor</b> | <b>39/14</b>           | <b>38/14</b>           | <b>38/14</b>            |
| Assistant Director/Fleet Maintenance Manager   |                        | 1                      | 1                      | 1                       |
| Assistant Fleet Manager                        |                        | 1                      | 1                      | 1                       |
| Automotive & Tire Shop Supervisor              |                        | 1                      | 1                      | 1                       |
| Body Shop Supervisor                           |                        | 1                      | 1                      | 1                       |
| Contract Warranty Specialist                   |                        | 1                      | 1                      | 1                       |
| Fleet Maintenance Buyer                        |                        | 1                      | 1                      | 1                       |
| Fleet Maintenance Technician I                 |                        | 5                      | 5                      | 5                       |
| Fleet Maintenance Technician II*               |                        | 19                     | 18                     | 18                      |
| Fleet Maintenance Technician III               |                        | 6                      | 6                      | 6                       |
| Heavy Equipment Shop Supervisor                |                        | 1                      | 1                      | 1                       |
| Inmate Labor                                   |                        | 14                     | 14                     | 14                      |
| Inventory Control Technician                   |                        | 1                      | 1                      | 1                       |
| Small Engine Shop Supervisor                   |                        | 1                      | 1                      | 1                       |
| <b>260-2400 Special Enforcement</b>            | <b>FT/PT</b>           | <b>25/1</b>            | <b>18/1</b>            | <b>19/0</b>             |
| Administrative Coordinator                     |                        | 1                      | 1                      | 1                       |
| Animal Control Officer I**                     |                        | 8                      | 8                      | 8                       |
| Animal Control Officer II                      |                        | 3                      | 3                      | 3                       |
| Animal Control Volunteer Coordinator - FT***** |                        | 0                      | 0                      | 1                       |
| Animal Control Volunteer Coordinator - PT***** |                        | 1                      | 1                      | 0                       |
| Animal Control Veterinarian****                |                        | 0                      | 1                      | 1                       |
| Animal Resource Center Supervisor              |                        | 1                      | 1                      | 1                       |
| Communications Officer                         |                        | 2                      | 2                      | 2                       |
| Maintenance Worker I                           |                        | 1                      | 1                      | 1                       |
| Special Enforcement Division Manager*****      |                        | 1                      | 0                      | 0                       |
| Special Enforcement Officer***                 |                        | 6                      | 0                      | 0                       |
| Special Enforcement Supervisor***              |                        | 2                      | 1                      | 1                       |
| <b>260-2600 Cemeteries</b>                     | <b>FT/PT</b>           | <b>5/0</b>             | <b>4/0</b>             | <b>3/0</b>              |
| Cemeteries Manager                             |                        | 1                      | 1                      | 1                       |
| Correctional Detail Officer-Cemetery*          |                        | 1                      | 0                      | 0                       |
| Equipment Operator III                         |                        | 1                      | 1                      | 1                       |
| Maintenance Worker I*****                      |                        | 1                      | 1                      | 0                       |
| Public Services Crew Leader                    |                        | 1                      | 1                      | 1                       |

**Positions by Division (continued)**

|   | <b>FY18<br/>Actual</b> | <b>FY19<br/>Actual</b> | <b>FY20<br/>Adopted</b> |
|---|------------------------|------------------------|-------------------------|
| <b>260-2700 Facilities Maintenance   FT/Inmates</b> | <b>30/37</b>           | <b>30/37</b>           | <b>30/37</b>            |
| Administrative Technician                           | 1                      | 1                      | 1                       |
| Assistant Facilities Maintenance Div. Manager*****  | 0                      | 0                      | 1                       |
| Carpenter I   | 1                      | 1                      | 1                       |
| Carpenter II  | 1                      | 1                      | 1                       |
| Correctional Detail Officer - Facilities*****       | 2                      | 2                      | 1                       |
| Correctional Detail Officer Supervisor              | 1                      | 1                      | 1                       |
| Custodial Operations Assistant                      | 1                      | 1                      | 1                       |
| Custodial Services Supervisor                       | 1                      | 1                      | 1                       |
| Electrician I                                       | 1                      | 1                      | 1                       |
| Electrician II                                      | 4                      | 4                      | 4                       |
| Facilities Maintenance Manager                      | 1                      | 1                      | 1                       |
| Facilities Maintenance Supervisor - Carpentry       | 1                      | 1                      | 1                       |
| Facilities Maintenance Supervisor - County Jail     | 1                      | 1                      | 1                       |
| Facilities Maintenance Supervisor - Electrical      | 1                      | 1                      | 1                       |
| Facilities Maintenance Supervisor - Govt Ctr        | 1                      | 1                      | 1                       |
| Facilities Maintenance Supervisor - HVAC            | 1                      | 1                      | 1                       |
| Facilities Maintenance Supervisor - Plumbing        | 2                      | 2                      | 2                       |
| Facilities Maintenance Worker I                     | 1                      | 1                      | 1                       |
| HVAC Technician I                                   | 1                      | 1                      | 1                       |
| HVAC Technician II                                  | 3                      | 3                      | 3                       |
| Inmate Labor  | 37                     | 37                     | 37                      |
| Plumber I   | 1                      | 1                      | 1                       |
| Plumber II  | 3                      | 3                      | 3                       |
| <b>Total Full Time/Part Time/Inmates</b>            | <b>102/1/51</b>        | <b>94/1/51</b>         | <b>94/0/51</b>          |

\* One (1) Fleet Maintenance Technician II (G12), one (1) Animal Control Officer I (G12), and one (1) Correctional Detail Officer (PS12) deleted in FY19.

\*\* One (1) Animal Control Officer (G12) added in FY19, effective 12/29/18.

\*\*\* One (1) Special Enforcement Supervisor (G16) and six (6) Special Enforcement Officers (G13) were moved to Inspections & Codes, 240-2400, in FY19.

\*\*\*\* One (1) Special Enforcement Division Manager (G21) was reclassified to one (1) Animal Control Veterinarian (G23I) in FY19.

\*\*\*\*\* One (1) Correctional Detail Officer (PS12) reclassified to Asst. Facilities Maintenance Division Manager (G19) and one (1) Volunteer Coordinator PT (G13) to FT (G13) in FY20.

\*\*\*\*\* One (1) Maintenance Worker I (G7) deleted in FY20.

## Administration

**Program Description:**

The Administration Division oversees the responsibility of the Fleet Management, Special Enforcement, Cemetery and Facilities Maintenance Divisions. Additionally, the division has jurisdiction over sewer construction and repairs, street improvements, right-of-way, community service, landscape and forestry, waste management, maintaining city owned properties and other public services.

|  |   |                        |                           |
|--|---|------------------------|---------------------------|
| <b>Goal:</b>   | <b>Continue providing staff with the opportunity to obtain training to enhance their knowledge, skills and abilities as it pertains to management, supervisory skills, self-improvement, etc.</b> |                        |                           |
| <b>Objective:</b>  | <b>Continue to host the Up &amp; Motivated Conference and support the Leadership Development Training.</b>  |                        |                           |
| <b>Performance Indicators:</b>                             | <b>FY18<br/>Actual</b>  | <b>FY19<br/>Actual</b> | <b>FY20<br/>Projected</b> |
| Total Number of Public Works employees attending training: | <b>140</b>  | <b>120</b>             | <b>150</b>                |

## Fleet Management

**Program Description:**

To maintain a high percentage of operational fleet vehicles and equipment. Ensure preventative maintenance schedules for Fleet vehicles and equipment are closely adhered to.

|  |  |                        |                           |
|--|--|------------------------|---------------------------|
| <b>Goal:</b>   | <b>Establish parameters for accomplishing routine maintenance.</b>   |                        |                           |
| <b>Objective:</b>  | <b>Perform all routine preventive maintenance on fleet vehicles and equipment within 200 miles, 20 hours, or 10 days of scheduled service.</b> |                        |                           |
| <b>Performance Indicators:</b>   | <b>FY18<br/>Actual</b>   | <b>FY19<br/>Actual</b> | <b>FY20<br/>Projected</b> |
| Percentage of vehicles and equipment that meet scheduled maintenance criteria. | <b>95%</b>   | <b>97%</b>             | <b>97%</b>                |

## Animal Control (Special Enforcement)

**Program Description:**

The Special Enforcement Division enforces all aspects of the Animal & Fowl Ordinance, this includes, but not limited to the efficient operation of the Animal Shelter as well as ensuring all biting animals are quarantined as required by the state. We ensure compliance with rabies vaccinations, the registering of all animals through our permitting system as well as, animal cruelty investigations, biting cases, cleanliness of pens, excessive barking and many other animal related issues.

|   |   |                        |                           |
|---|---|------------------------|---------------------------|
| <b>Goal:</b>  | <b>Increase adoptable animal placement by 10%.</b>  |                        |                           |
| <b>Objective:</b>   | <b>Continue assisting PAWS Humane Inc., and other licensed animal agencies by selecting the most adoptable animals from the general population and placing them with these agencies for adoption.</b> |                        |                           |
| <b>Performance Indicators:</b>  | <b>FY18<br/>Actual</b>  | <b>FY19<br/>Actual</b> | <b>FY20<br/>Projected</b> |
| Total number of animals placements, adoptions and returned to owners. | 3,514   | 3,845                  | 3,918                     |

|  |  |                        |                           |
|--|--|------------------------|---------------------------|
| <b>Goal:</b>   | <b>Reduce the intake of animals brought to or surrendered to the Animal Care and Control Center by the residents of Muscogee County.</b>               |                        |                           |
| <b>Objective:</b>                                      | <b>Continue implementing the Save-A-Pet Program and facilitate measures to improve adoptions, placements, and euthanasia due to lack of space.</b>     |                        |                           |
| <b>Objective:</b>                                      | <b>Decrease the number of animals brought into or surrendered to Animal Control by providing owners with alternatives and re-homing their animals.</b> |                        |                           |
| <b>Objective:</b>                                      | <b>Continue the implementation of our TNR grant programs to reduce the intake of feral cats and decrease the number of cats euthanized.</b>            |                        |                           |
| <b>Performance Indicators:</b>                         | <b>FY18<br/>Actual</b>   | <b>FY19<br/>Actual</b> | <b>FY20<br/>Projected</b> |
| The animal euthanasia rate at the Animal Shelter       | 17%  | 18%                    | 16                        |
| The number of animals impounded at the Animal Shelter. | 4,348  | 4,691                  | 4519                      |
| The euthanasia numbers for cats at the Animal Shelter. | 134  | 188                    | 170                       |

## Cemeteries

### Program Description:

To provide burial/grounds maintenance service for the citizens of the tri-state area and funeral homes. This includes, but is not limited to, grounds maintenance/repairs, genealogy research, preparation of gravesites, and surrounding areas for funeral, as well as large scale social functions. Also, repair of roads, and abandoned lots, and other special projects as assigned by management.

|   |   |                        |                           |
|---|---|------------------------|---------------------------|
| <b>Goal:</b>  | <b>Have all lots in Riverdale, Porterdale, East Porterdale and Linwood in the GIS database.</b>   |                        |                           |
| <b>Objective:</b>   | <b>To improve the condition of the roads in all four City owned cemeteries. This will allow all visitors to have a hazard free passage.</b> |                        |                           |
| <b>Performance Indicators:</b>                                | <b>FY18<br/>Actual</b>  | <b>FY19<br/>Actual</b> | <b>FY20<br/>Projected</b> |
| List and track number of Riverdale lots put back in database. | 80  | 90                     | 95                        |

|                                |   |                        |                           |
|--------------------------------|---|------------------------|---------------------------|
| <b>Goal:</b>                   | <b>Continue to raise markers in Riverdale Cemetery.</b>   |                        |                           |
| <b>Objective:</b>              | <b>To cut four of the five cemeteries a minimum of four times per year. This will allow for better plot research from requesting parties such as family members or vault companies.</b> |                        |                           |
| <b>Performance Indicators:</b> | <b>FY18<br/>Actual</b>  | <b>FY19<br/>Actual</b> | <b>FY20<br/>Projected</b> |
| Lots Completed                 | 5   | 4                      | 4                         |

|                                      |  |                        |                           |
|--------------------------------------|--|------------------------|---------------------------|
| <b>Goal:</b>                         | <b>To maintain all City owned cemeteries (120 acres) on a quarterly basis.</b> |                        |                           |
| <b>Objective:</b>                    | <b>To cut four of the five cemeteries a minimum of four times per year.</b>    |                        |                           |
| <b>Performance Indicators:</b>       | <b>FY18<br/>Actual</b>   | <b>FY19<br/>Actual</b> | <b>FY20<br/>Projected</b> |
| Number of acres maintained quarterly | 120  | 120                    | 120                       |

## Facilities Maintenance

### Program Description:

The Facilities Maintenance Division mission is to provide general maintenance and preventive maintenance to all city facilities including carpentry, painting, electrical, plumbing, HVAC, irrigation and small construction.

|   |   |                        |                           |
|---|---|------------------------|---------------------------|
| <b>Goal:</b>                              | <b>Perform maintenance and preventive maintenance on a timely schedule for each building.</b> |                        |                           |
| <b>Objective:</b>                         | <b>Perform inspections of all facilities annually.</b>  |                        |                           |
| <b>Performance Indicators:</b>            | <b>FY18<br/>Actual</b>  | <b>FY19<br/>Actual</b> | <b>FY20<br/>Projected</b> |
| Total percentage of inspections annually. | 70%   | 90%                    | 90%                       |

## **Other Maintenance and Repairs**

### **Program Description:**

This division coordinates and accounts for all building maintenance and repairs to the various city facilities.

### **Budget Notes:**

The following capital was approved in this budget:

#### **260-2300 Fleet Management**

Small Engine Service Truck (Replacement) = \$34,730

Doosan Forklift (New) = \$40,000

#### **260-2400 Special Enforcement**

(3) Animal Control Truck w/ Equipment (Replacement) = \$210,000





## Parks and Recreation

### DEPARTMENT MISSION STATEMENT

The Columbus Parks and Recreation Department strives to enhance the quality of life for all citizens of this community by providing passive and active recreational, educational and cultural programming services for all age groups. It is our objective to provide parks and recreation facilities that are safe, accessible and aesthetically pleasing to the entire community. This division will strive for continual improvement of its broad-based, recreational programs to ensure opportunities for all citizens in order to maintain its leadership among comparable sized cities in the United States.

### Expenditures By Division

|                                       | FY17<br>Actual      | FY18<br>Actual      | FY19<br>Actual*     | FY20<br>Adopted     |
|---------------------------------------|---------------------|---------------------|---------------------|---------------------|
| 2701000 Administration                | \$454,300           | \$452,136           | \$461,280           | \$451,806           |
| 2702100 Parks Services                | \$4,317,579         | \$4,344,755         | \$4,500,291         | \$4,638,323         |
| 2702400 Recreation Services           | \$1,429,485         | \$1,305,289         | \$1,234,234         | \$1,286,951         |
| 2703220 Golden Park                   | \$78,516            | \$50,958            | \$76,388            | \$92,800            |
| 2703230 Memorial Stadium              | \$49,634            | \$85,806            | \$61,868            | \$68,033            |
| 2703410 Athletics                     | \$327,237           | \$384,795           | \$335,006           | \$345,897           |
| 2703505 Community Schools             | \$1,535,599         | \$1,506,132         | \$1,417,461         | \$1,370,490         |
| 2704048 Cooper Creek<br>Tennis Center | \$368,029           | \$395,756           | \$339,891           | \$381,725           |
| 2704049 Lake Oliver Marina            | \$182,796           | \$187,311           | \$232,530           | \$186,524           |
| 2704413 Aquatics                      | \$664,379           | \$622,455           | \$614,233           | \$744,077           |
| 2704414 Columbus Aquatic Center       | \$581,534           | \$760,695           | \$923,353           | \$975,006           |
| 2704433 Therapeutics                  | \$96,171            | \$90,605            | \$138,973           | \$110,627           |
| 2704434 Cultural Arts Center          | \$165,352           | \$129,241           | \$146,931           | \$156,485           |
| 2704435 Senior Citizen's Ctr          | \$363,229           | \$318,946           | \$336,949           | \$344,055           |
| <b>DEPARTMENT TOTAL</b>               | <b>\$10,613,840</b> | <b>\$10,634,880</b> | <b>\$10,819,387</b> | <b>\$11,152,799</b> |
| <b>% CHANGE</b>                       |                     | <b>0.20%</b>        | <b>1.73%</b>        | <b>3.08%</b>        |

\*Unaudited

### Expenditures By Category

|                         | FY17<br>Actual      | FY18<br>Actual      | FY19<br>Actual*     | FY20<br>Adopted     |
|-------------------------|---------------------|---------------------|---------------------|---------------------|
| Personal Services       | \$6,752,582         | \$6,801,864         | \$6,767,040         | \$6,844,271         |
| Operations              | \$3,762,116         | \$3,669,218         | \$3,981,407         | \$3,858,528         |
| <b>OPERATING BUDGET</b> | <b>\$10,514,698</b> | <b>\$10,471,082</b> | <b>\$10,748,448</b> | <b>\$10,702,799</b> |
| Capital Budget          | \$99,142            | \$163,798           | \$70,940            | \$450,000           |
| <b>DEPARTMENT TOTAL</b> | <b>\$10,613,840</b> | <b>\$10,634,880</b> | <b>\$10,819,387</b> | <b>\$11,152,799</b> |
| <b>% CHANGE</b>         |                     | <b>0.20%</b>        | <b>1.73%</b>        | <b>3.08%</b>        |

\*Unaudited

**Positions by Division**

|   |              | <b>FY18<br/>Actual</b> | <b>FY19<br/>Actual</b> | <b>FY20<br/>Adopted</b> |
|---|--------------|------------------------|------------------------|-------------------------|
| <b>270-1000 Administration</b>              | <b>FT/PT</b> | <b>5/3</b>             | <b>5/3</b>             | <b>5/3</b>              |
| Accounting Technician                       |              | 1                      | 1                      | 1                       |
| Admin Clerk I PT                            |              | 3                      | 3                      | 3                       |
| Finance Manager                             |              | 1                      | 1                      | 1                       |
| Assistant Director of Parks and Recreation  |              | 1                      | 1                      | 1                       |
| Director of Parks and Recreation            |              | 1                      | 1                      | 1                       |
| Employment Coordinator                      |              | 1                      | 1                      | 1                       |
| <b>270-2100 Parks Services</b>              | <b>FT/PT</b> | <b>72/152</b>          | <b>72/152</b>          | <b>65/152</b>           |
| Administrative Secretary                    |              | 1                      | 1                      | 1                       |
| Athletic Program Specialist                 |              | 1                      | 1                      | 1                       |
| Chemical Applications Supervisor            |              | 1                      | 1                      | 1                       |
| Correctional Detail Officer - Parks         |              | 13                     | 13                     | 13                      |
| Gatekeeper-PT***                            |              | 3                      | 3                      | 3                       |
| Inmate Labor                                |              | 144                    | 144                    | 144                     |
| Motor Equipment Operator I                  |              | 6                      | 6                      | 6                       |
| Motor Equipment Operator II*                |              | 5                      | 5                      | 4                       |
| Motor Equipment Operator III                |              | 2                      | 2                      | 2                       |
| Parks Crew Leader                           |              | 3                      | 3                      | 3                       |
| Parks Crew Supervisor                       |              | 11                     | 11                     | 10                      |
| Parks Maintenance Worker I*                 |              | 26                     | 26                     | 22                      |
| Parks Maintenance Worker II                 |              | 1                      | 1                      | 1                       |
| Parks Maintenance Worker -PT*               |              | 5                      | 5                      | 4                       |
| Parks Services Manager                      |              | 1                      | 1                      | 1                       |
| Parks Services Division Manager             |              | 1                      | 1                      | 1                       |
| <b>270-2400 Recreation Services</b>         | <b>FT/PT</b> | <b>10/40</b>           | <b>10/41</b>           | <b>10/40</b>            |
| Administrative Clerk I-PT*                  |              | 2                      | 2                      | 1                       |
| Parks Maintenance Worker I-PT               |              | 1                      | 1                      | 1                       |
| Recreation Center Leader-Seasonal/Temporary |              | 37                     | 37                     | 37                      |
| Recreation Division Manager                 |              | 1                      | 1                      | 1                       |
| Recreation Program Supervisor               |              | 1                      | 1                      | 1                       |
| Recreation Program Specialist II            |              | 2                      | 3                      | 3                       |
| Recreation Program Specialist III           |              | 6                      | 6                      | 6                       |
| <b>270-3410 Athletics</b>                   | <b>FT/PT</b> | <b>2/2</b>             | <b>2/2</b>             | <b>2/2</b>              |
| Athletic Official-PT                        |              | 2                      | 2                      | 2                       |
| Athletic Division Manager****               |              | 0                      | 1                      | 1                       |
| Athletic Program Supervisor****             |              | 1                      | 0                      | 0                       |
| Recreation Program Specialist III           |              | 1                      | 1                      | 1                       |
| <b>270-3505 Comm Schools</b>                | <b>FT/PT</b> | <b>3/136</b>           | <b>3/136</b>           | <b>3/136</b>            |
| Administrative Secretary                    |              | 1                      | 1                      | 1                       |
| Community Schools District Supervisor****   |              | 1                      | 0                      | 0                       |
| Community Schools Division Manager****      |              | 0                      | 1                      | 1                       |
| Program Leader- Seasonal/Temporary          |              | 102                    | 102                    | 102                     |
| Recreation Program Specialist III           |              | 1                      | 1                      | 1                       |
| Site Supervisor-Seasonal/Temporary          |              | 34                     | 34                     | 34                      |

**Positions by Division (continued)**

|  |              | <b>FY18<br/>Actual</b> | <b>FY19<br/>Actual</b> | <b>FY20<br/>Adopted</b> |
|--|--------------|------------------------|------------------------|-------------------------|
| <b>270-4048 Cooper Crk Tennis Ctr</b>      | <b>FT/PT</b> | <b>4/7</b>             | <b>4/7</b>             | <b>4/7</b>              |
| Parks Maintenance Worker I-PT              |              | 7                      | 7                      | 7                       |
| Recreation Program Specialist II           |              | 1                      | 1                      | 1                       |
| Recreation Program Specialist III          |              | 1                      | 1                      | 1                       |
| Tennis Specialist I                        |              | 1                      | 1                      | 1                       |
| Tennis Specialist II                       |              | 1                      | 1                      | 1                       |
| <b>270-4049 Lake Oliver Marina</b>         | <b>FT/PT</b> | <b>1/3</b>             | <b>1/3</b>             | <b>1/3</b>              |
| Marina Technician II****                   |              | 1                      | 1                      | 0                       |
| Marina Technician I-PT                     |              | 3                      | 3                      | 3                       |
| Recreation Program Specialist III***       |              | 0                      | 0                      | 1                       |
| <b>270-4413 Aquatics</b>                   | <b>FT/PT</b> | <b>1/34</b>            | <b>1/34</b>            | <b>1/34</b>             |
| Administrative Assistant-Temporary         |              | 2                      | 2                      | 2                       |
| Aquatics Supervisor-Temporary              |              | 2                      | 2                      | 2                       |
| Assistant Swimming Pool Manager-Temporary  |              | 4                      | 4                      | 4                       |
| Concessionaire Manager-Temporary           |              | 4                      | 4                      | 4                       |
| Concessionaire-Temporary                   |              | 4                      | 4                      | 4                       |
| Head Guard/Lifeguard-Temporary             |              | 12                     | 12                     | 12                      |
| Laborer-Temporary                          |              | 2                      | 2                      | 2                       |
| Recreation Program Supervisor              |              | 1                      | 1                      | 1                       |
| Swimming Pool Manager-Temporary            |              | 4                      | 4                      | 4                       |
| <b>270-4414 Cols Aquatic Ctr</b>           | <b>FT/PT</b> | <b>4/7</b>             | <b>4/7</b>             | <b>4/7</b>              |
| Administrative Clerk I-PT                  |              | 5                      | 5                      | 5                       |
| Aquatics Center Director****               |              | 1                      | 1                      | 0                       |
| Aquatics Center Facility Supervisor        |              | 1                      | 1                      | 1                       |
| Aquatics Center Manager****                |              | 0                      | 0                      | 1                       |
| Aquatics Center Program Supervisor         |              | 1                      | 1                      | 1                       |
| Maintenance Worker I                       |              | 1                      | 1                      | 1                       |
| Maintenance Worker I-PT                    |              | 2                      | 2                      | 2                       |
| <b>270-4433 Therapeutics</b>               | <b>FT/PT</b> | <b>1/1</b>             | <b>2/0</b>             | <b>2/0</b>              |
| Administrative Secretary****               |              | 0                      | 1                      | 1                       |
| Recreation Center Leader-PT****            |              | 1                      | 0                      | 0                       |
| Recreation Program Supervisor              |              | 1                      | 1                      | 1                       |
| <b>270-4434 Cultural Arts Center</b>       | <b>FT/PT</b> | <b>1/6</b>             | <b>1/6</b>             | <b>1/5</b>              |
| Pottery Specialist-PT*                     |              | 6                      | 6                      | 5                       |
| Recreation Program Manager                 |              | 1                      | 1                      | 1                       |
| <b>270-4435 Senior Citizens Center</b>     | <b>FT/PT</b> | <b>5/4</b>             | <b>5/4</b>             | <b>5/3</b>              |
| Custodian****                              |              | 2                      | 1                      | 1                       |
| Custodian-PT*                              |              | 1                      | 1                      | 0                       |
| Recreation Center Leader-PT                |              | 3                      | 3                      | 3                       |
| Recreation Program Specialist III****      |              | 3                      | 4                      | 4                       |
| <b>Total Full Time/Part Time Positions</b> |              | <b>110/395</b>         | <b>110/395</b>         | <b>103/392</b>          |

\*Four (4) Park Maintenance Worker I (G7), one (1) Park Maintenance Worker I (G7) (PT) position, one (1) Parks Crew Supervisor (G14), one (1) Motor Equipment Operator II (G11), one (1) Administrative Clerk I (G9)(PT), one (1) Pottery Specialist (PT), and one (1) Custodian (G6)(PT) deleted in FY20.

*\*\*One (1) Parks Crew Supervisor (G14) reclassified to Parks Services Manager (G17) and one (1) Community Schools District Supervisor (G16) reclassified to Recreation Program Specialist III (G14) and move to unit 3410 in FY18.*

*\*\*\*Two (2) Park Maintenance Worker I PT positions and one (1) Gatekeeper PT position unfunded in FY19.*

*\*\*\*\*One (1) Custodian (G6) reclassified to Recreation Program Specialist III (G14), one (1) Therapeutics Recreation Center Leader -PT (G2) reclassified to Administrative Secretary (G10), one (1) Community Schools District Supervisor (G16) reclassified to Community Schools Division Manager (G19), one (1) Assistant Parks & Recreation Aquatic Center Director (G23) reclassified to Aquatic Division Manager (G19), one (1) Marina Technician II (G9) reclassified to Recreation Program Specialist III (G14), one (1) Athletic Program Supervisor (G16) reclassified to Athletic Division Manager (G19) in FY19.*

*In the Therapeutic Unit, three (3) Recreation Center Leaders (PT) (temporary) (G2) reclassified to Therapeutic Recreation Aides (PT) (temporary) in FY20.*

## Parks & Recreation

### Program Description:

The Parks and Recreation Department's Administrative division provides leadership and vision for the delivery of comprehensive recreational programming and facilities. These programs and facilities are offered through five divisions: Administration, Parks Services, Recreation Services, Community Schools and Athletics.

|   |   |                        |                           |
|---|---|------------------------|---------------------------|
| <b>Goal:</b>                              | <b>Ensure management is acquainted and familiar with all aspects of programs.</b>                                 |                        |                           |
| <b>Objective:</b>                         | <b>To provide efficient service through continued spot checks of services and facilities by upper management.</b> |                        |                           |
| <b>Performance Indicators:</b>            | <b>FY18<br/>Actual</b>  | <b>FY19<br/>Actual</b> | <b>FY20<br/>Projected</b> |
| Number of events, facilities and programs | 70  | 72                     | 70                        |

|  |  |                        |                           |
|--|--|------------------------|---------------------------|
| <b>Goal:</b>   | <b>To offer new and innovative programming, sporting events and amenities to meet the needs of our growing community and the region.</b>                             |                        |                           |
| <b>Objective:</b>                                      | <b>Develop new programs, sporting events, and services to meet the needs of the growing community and offer additional events and programming across the region.</b> |                        |                           |
| <b>Performance Indicators:</b>                         | <b>FY18<br/>Actual</b>   | <b>FY19<br/>Actual</b> | <b>FY20<br/>Projected</b> |
| Number of new programs, sporting events, and amenities | 40   | 41                     | 40                        |

## Park Services

### Program Description:

The Park Services division provides the management and maintenance of all city park, land and recreation facilities. This division is responsible for the general maintenance of all buildings, grounds, playground equipment and other amenities, which includes: 33 athletic fields; 32 little league fields; 66.5 multi-purpose courts; 65 playgrounds; 16 recreation centers; 22 softball fields; swimming pools; 47 tennis courts; 10 miles of fitness and walking trails, including the new 5-mile south Riverwalk which runs from Fieldcrest Mill to Fort Benning at Oxbow Meadows; and the new 10.5 mile Fall Line Trace Fitness Trail. This division also maintains Memorial Stadium and Golden Park.

|   |  |                        |                           |
|---|--|------------------------|---------------------------|
| <b>Goal:</b>  | <b>Enhance park amenities and infrastructure for citizens by repairing and replacing 100% of damaged, hazardous or unsightly items within four to five working days, based on funding.</b> |                        |                           |
| <b>Objective:</b>                                     | <b>Establish electronic logging system to ensure proper tracking/completion of work orders and citizen concerns.</b>   |                        |                           |
| <b>Performance Indicators:</b>                        | <b>FY18<br/>Actual</b>   | <b>FY19<br/>Actual</b> | <b>FY20<br/>Projected</b> |
| Percent increase of response time of all work orders. | 65%  | 70%                    | 75%                       |

|   |  |                        |                           |
|---|--|------------------------|---------------------------|
| <b>Goal:</b>  | <b>To increase citizen satisfaction with the Park Services response time for work orders, requests and citizen complaints.</b>   |                        |                           |
| <b>Objective:</b>   | <b>To conduct staff meetings every other day to review workload and establish schedules in order to accomplish 100% of workload in terms of preparing for events/work orders, requests and citizen complaints.</b> |                        |                           |
| <b>Performance Indicators:</b>  | <b>FY18<br/>Actual</b>   | <b>FY19<br/>Actual</b> | <b>FY20<br/>Projected</b> |
| Percent of requests/complaints responded to in less than 24 hours based on category of work requests. | 75%  | 60%                    | 70%                       |
| <b>Goal:</b>  | <b>Improve productivity of the Park Services Division.</b>   |                        |                           |
| <b>Objective:</b>   | <b>Develop in-house workshops/cross training to improve the performance of each crew. Adhere to operating procedure, cross training resulting in rendering better service.</b>                                     |                        |                           |
| <b>Performance Indicators:</b>  | <b>FY18<br/>Actual</b>   | <b>FY19<br/>Actual</b> | <b>FY20<br/>Projected</b> |
| Number of workshops/cross training events   | 20   | 15                     | 20                        |

## Recreation Services

### Program Description:

This is the administrative section of the Recreation Division of the Parks and Recreation Department. The division consists of five sections: Recreation Services (formerly Youth Programs), The Senior section, Cultural Arts, Therapeutics and the Haygood Boxing Program. This division provides recreational programming at community centers, senior centers, recreation centers and the Cultural Arts Studio, as well as many special events and tournaments throughout the City.

|  |  |                        |                           |
|--|--|------------------------|---------------------------|
| <b>Goal:</b>                                       | <b>To increase programming to allow the community the opportunity to engage in meaningful activities and programs in a safe environment.</b> |                        |                           |
| <b>Objective:</b>                                  | <b>To reach more citizens by diversifying the programs offered to the community.</b>   |                        |                           |
| <b>Performance Indicators:</b>                     | <b>FY18<br/>Actual</b>   | <b>FY19<br/>Actual</b> | <b>FY20<br/>Projected</b> |
| Number of people using recreation centers annually | 150,000  | 152,305                | 153,000                   |

|                                      |   |                        |                           |
|--------------------------------------|---|------------------------|---------------------------|
| <b>Goal:</b>                         | <b>To have youths, young adults and seniors actively engage in active and passive programs and activities offered at various recreational facilities.</b> |                        |                           |
| <b>Objective:</b>                    | <b>To effectively promote and publicize five (5) citywide programs targeting the citizens of Columbus and the surrounding area.</b>                       |                        |                           |
| <b>Performance Indicators:</b>       | <b>FY18<br/>Actual</b>  | <b>FY19<br/>Actual</b> | <b>FY20<br/>Projected</b> |
| Number of various program promotions | 15  | 14                     | 16                        |

|   |  |                        |                           |
|---|--|------------------------|---------------------------|
| <b>Goal:</b>                              | <b>To seek, promote and develop new partnerships and volunteering opportunities that meet the needs of the community.</b>            |                        |                           |
| <b>Objective:</b>                         | <b>To increase participation from our citizens and to promote a positive image of the City, as well as, the Recreation Division.</b> |                        |                           |
| <b>Performance Indicators:</b>            | <b>FY18<br/>Actual</b>   | <b>FY19<br/>Actual</b> | <b>FY20<br/>Projected</b> |
| Number of new partnerships and volunteers | 5  | 6                      | 7                         |

## Golden Park

### Program Description:

Historic Golden Park is a baseball stadium with a seating capacity of 4,000. The facility is used for high school, NCAA Championship events, NAIA Championship events, independent recreational leagues, and week-end tournaments.

|                                |   |                        |                           |
|--------------------------------|---|------------------------|---------------------------|
| <b>Goal:</b>                   | <b>To provide the citizens of Columbus, Georgia, surrounding areas, and game participants have a safe and well-maintained facility for baseball and social entertainment.</b> |                        |                           |
| <b>Objective:</b>              | <b>To ensure a safe, friendly, and well maintained environment for baseball and other events held at Golden Park.</b>   |                        |                           |
| <b>Performance Indicators:</b> | <b>FY18<br/>Actual</b>  | <b>FY19<br/>Actual</b> | <b>FY20<br/>Projected</b> |
| Total number in attendance     | 1,705   | 3,000                  | 1,420                     |

|                                |  |                        |                           |
|--------------------------------|--|------------------------|---------------------------|
| <b>Goal:</b>                   | <b>To increase the number of events at Golden Park.</b>  |                        |                           |
| <b>Objective:</b>              | <b>To increase the economic impact from events held at Golden Park for the Parks and Recreation Department and the City of Columbus.</b> |                        |                           |
| <b>Performance Indicators:</b> | <b>FY18<br/>Actual</b>   | <b>FY19<br/>Actual</b> | <b>FY20<br/>Projected</b> |
| Total number of events.        | 30   | 60                     | 25                        |

## Memorial Stadium

### Program Description:

A.J. McClung Memorial Stadium is a football stadium with a seating capacity of 12,265 and is primarily used for high school, college and youth football games. This stadium is also used for concerts, band festivals and other events provided for the community.

|   |  |                        |                           |
|---|--|------------------------|---------------------------|
| <b>Goal:</b>                              | <b>To provide events that will promote tourism and increase the economic impact for the City of Columbus.</b>  |                        |                           |
| <b>Objective:</b>                         | <b>To operate successfully by providing the best and most entertainment at A.J. McClung Memorial Stadium while maintaining the integrity of the playing field.</b> |                        |                           |
| <b>Performance Indicators:</b>            | <b>FY18<br/>Actual</b>   | <b>FY19<br/>Actual</b> | <b>FY20<br/>Projected</b> |
| Number of events held at Memorial Stadium | 16   | 18                     | 15                        |

|                                |   |                        |                           |
|--------------------------------|---|------------------------|---------------------------|
| <b>Goal:</b>                   | <b>To provide the public and game participants a safe and well maintained football and entertainment environment.</b> |                        |                           |
| <b>Objective:</b>              | <b>To ensure public and game participants a safe environment for various events at the stadium.</b>                   |                        |                           |
| <b>Performance Indicators:</b> | <b>FY18<br/>Actual</b>  | <b>FY19<br/>Actual</b> | <b>FY20<br/>Projected</b> |
| Total number in attendance     | 22,623  | 25,470                 | 21,225                    |

## Athletics

### Program Description:

This division acts as an administrative body to a wide range of sporting events. Functions include organization and implementation of local league play. Special programming embraces the Georgia Recreation and Park Association, State Championship Amateur Softball Association, state, regional, national championships and a variety of invitational NFCA leadoff classics, SEC softball championships, and SEC baseball championships. Local, regional, state and international programs are goal-oriented toward community promotion, visibility and economic impact.

|   |  |                        |                           |
|---|--|------------------------|---------------------------|
| <b>Goal:</b>                            | <b>To increase participation in Adult Volleyball League by 10%.</b>  |                        |                           |
| <b>Objective:</b>                       | <b>To promote athletic events and leagues by using different avenues to market the leagues such as social media and email communication.</b> |                        |                           |
| <b>Performance Indicators:</b>          | <b>FY18<br/>Actual</b>   | <b>FY19<br/>Actual</b> | <b>FY20<br/>Projected</b> |
| Number of teams participating in league | 6  | 5                      | 6                         |

|   |  |                        |                           |
|---|--|------------------------|---------------------------|
| <b>Goal:</b>                            | <b>To increase participation in Adult Basketball League by 10%</b>   |                        |                           |
| <b>Objective:</b>                       | <b>To market the league using several media outlets such as television, newspaper, standard mail, and handouts. To utilize different avenues to market leagues such as social media and email communication.</b> |                        |                           |
| <b>Performance Indicators:</b>          | <b>FY18<br/>Actual</b>   | <b>FY19<br/>Actual</b> | <b>FY20<br/>Projected</b> |
| Number of teams participating in league | 9  | 11                     | 12                        |

|   |   |                        |                           |
|---|---|------------------------|---------------------------|
| <b>Goal:</b>                            | <b>To increase participation in Fall Softball League by 5%</b>  |                        |                           |
| <b>Objective:</b>                       | <b>To reorganize leagues to better suit the needs and wants of participants. To use social media to effectively advertise this program.</b> |                        |                           |
| <b>Performance Indicators:</b>          | <b>FY18<br/>Actual</b>  | <b>FY19<br/>Actual</b> | <b>FY20<br/>Projected</b> |
| Number of teams participating in league | 62  | 59                     | 62                        |



## Community Schools Operations

### Program Description:

This division is responsible for the operation of the Community Schools program in various elementary and middle schools throughout the city. The Community Schools Program provides after school camps, summer camps and holiday camps for elementary and middle school age youth. Some of the activities the youth can participate in are: arts and crafts, music, dance, drama, sports, recreational, cultural and social activities.

|                                |   |                        |                           |
|--------------------------------|---|------------------------|---------------------------|
| <b>Goal:</b>                   | <b>To facilitate opportunities for quality after school programs which meet the fundamental needs common to all students during after school hours. It is important that students have access to the best possible opportunities to develop into healthy, well-adjusted and responsible adults.</b> |                        |                           |
| <b>Objective:</b>              | <b>Incorporate more enrichment programs and activities to educate participants on the importance of healthy eating habits and provide oriented activities for the program participants.</b>   |                        |                           |
| <b>Objective:</b>              | <b>Implement programs in collaboration with outside agencies that can impact the afterschool programs and develop physical fitness program that can adapt to the participants' needs.</b>   |                        |                           |
| <b>Performance Indicators:</b> | <b>FY18<br/>Actual</b>  | <b>FY19<br/>Actual</b> | <b>FY20<br/>Projected</b> |
| Total number of participants   | 1,300   | 1,612                  | 1,650                     |
| Total number of participants   | 29  | 29                     | 30                        |

|   |  |                        |                           |
|---|--|------------------------|---------------------------|
| <b>Goal:</b>  | <b>To incorporate more technology and science programs, such to promote more academic components, social and emotional development in the program participants.</b>  |                        |                           |
| <b>Objective:</b>   | <b>Promote the importance of science and technology and encourage participants to look towards the future for better educational opportunities in these fields of study.</b>   |                        |                           |
| <b>Performance Indicators:</b>                            | <b>FY18<br/>Actual</b>   | <b>FY19<br/>Actual</b> | <b>FY20<br/>Projected</b> |
| Increase attendance by participants in the technology and | 1,257  | 1,300                  | 1,650                     |
| <b>Goal:</b>  | <b>Provide and expand recreational, educational and cultural opportunities to youths ages 4-12.</b>  |                        |                           |
| <b>Objective:</b>   | <b>Provide the necessary training to all staff members by implementing training program utilizing Kennesaw State University (curriculum), volunteer educators and qualified staff members. All staff will receive 15-25 hours for continued education hours per school year.</b> |                        |                           |
| <b>Performance Indicators:</b>                            | <b>FY18<br/>Actual</b>   | <b>FY19<br/>Actual</b> | <b>FY20<br/>Projected</b> |
| Number of continued education hours per staff             | 22   | 39                     | 40                        |

## Cooper Creek Tennis Center

**Program Description:**

Cooper Creek Tennis Center features thirty (30) courts in a passive park environment. This rubico clay complex provides the citizens of Columbus a facility unrivaled in Georgia. Functions include the establishment of leagues, clinics and tournaments for youths and adults. Special programs include the establishment of the United States Tennis Association (USTA) schools program and the continued close association with the Columbus Regional Tennis Association (CORTA) in an effort to increase participation and revenue in the tennis program within Columbus and to help attract state and regional tournaments to our facility.

|   |   |               |                  |
|---|---|---------------|------------------|
| <b>Goal:</b>  | <b>To provide Columbus citizens with recreational league play.</b>  |               |                  |
| <b>Objective:</b>   | <b>To operate USTA Adult Leagues for 18+/40+ age groups.</b>  |               |                  |
|   | <b>FY18</b>   | <b>FY19</b>   | <b>FY20</b>      |
| <b>Performance Indicators:</b>                            | <b>Actual</b>   | <b>Actual</b> | <b>Projected</b> |
| Number of adult and senior league participants            | 2,720   | 2,703         | 2,700            |
| <b>Objective:</b>   | <b>To operate USTA Combo Doubles programs for adult 18+ and 40+ age divisions..</b>   |               |                  |
|   | <b>FY18</b>   | <b>FY19</b>   | <b>FY20</b>      |
| <b>Performance Indicators:</b>                            | <b>Actual</b>   | <b>Actual</b> | <b>Projected</b> |
| Number of adult and senior USTA Combo league participants | 645   | 550           | 549              |
| <b>Goal:</b>  | <b>To provide tournament play opportunities for both juniors and adults through local, regional and national level tournaments.</b> |               |                  |
| <b>Objective:</b>   | <b>To host junior and adult tournaments for locals and non-local players.</b>   |               |                  |
|   | <b>FY18</b>   | <b>FY19</b>   | <b>FY20</b>      |
| <b>Performance Indicators:</b>                            | <b>Actual</b>   | <b>Actual</b> | <b>Projected</b> |
| Number of adult and junior tournament participants.       | 2,592   | 2,583         | 2,500            |

## Lake Oliver Marina

**Program Description:**

Lake Oliver is a 2,150-acre lake situated between the Goat Dam and the Oliver Dam on the Chattahoochee River. Lake Oliver Marina provides access to the Chattahoochee Riverwalk. The Marina will provide citizens with a safe area for watersports, fishing, and water access for their boats. The all-new Bait shop reflects the naval traditions of Columbus, GA.

## Aquatics

**Program Description:**

The Aquatics division operates four (4) aquatics facilities, one training facility, one work shop, and two administrative offices. It serves Columbus and the surrounding areas with public swim, swim lessons, and a variety of certification and safety classes. The section typically serves 150,000 patrons in a 10-week season.

|   |  |                        |                           |
|---|--|------------------------|---------------------------|
| <b>Goal:</b>                              | <b>To provide water safety classes and swim lessons to the public at the City's swimming facilities.</b> |                        |                           |
| <b>Objective:</b>                         | <b>Increase programs and class participants by 5%.</b>   |                        |                           |
| <b>Performance Indicators:</b>            | <b>FY18<br/>Actual</b>   | <b>FY19<br/>Actual</b> | <b>FY20<br/>Projected</b> |
| Number of swim lesson participants        | 215  | 230                    | 300                       |
| Number of water safety class participants | 60   | 63                     | 67                        |

|                                      |  |                        |                           |
|--------------------------------------|--|------------------------|---------------------------|
| <b>Goal:</b>                         | <b>To provide various lifeguard or water safety certification classes.</b> |                        |                           |
| <b>Objective:</b>                    | <b>Increase total number of students by 10%.</b>                           |                        |                           |
| <b>Performance Indicators:</b>       | <b>FY18<br/>Actual</b>   | <b>FY19<br/>Actual</b> | <b>FY20<br/>Projected</b> |
| Lifeguard Certification participants | 35   | 40                     | 45                        |
| Water safety instructor participants | 20   | 23                     | 25                        |

## Therapeutics

### Program Description:

Therapeutic Recreation's goal is to improve the quality of life of adults with disabilities in the community through recreation and leisure programming. Therapeutic Recreation provides a lifetime learning experience in recreation, including adapted physical activity, training in Special Olympics sports, socialization, cognitive development, creative and fun leisure skills.

|                                   |  |                        |                           |
|-----------------------------------|--|------------------------|---------------------------|
| <b>Goal:</b>                      | <b>To diversify programs for an aging population by increasing younger adult participation.</b>  |                        |                           |
| <b>Objective:</b>                 | <b>To service more special needs individuals in the community between the ages of 16 and 30 so that many can reap the benefits of intergenerational recreation as therapy.</b> |                        |                           |
| <b>Performance Indicators:</b>    | <b>FY18<br/>Actual</b>   | <b>FY19<br/>Actual</b> | <b>FY20<br/>Projected</b> |
| Number of daily program attendees | 30   | 36                     | 40                        |

|   |   |                        |                           |
|---|---|------------------------|---------------------------|
| <b>Goal:</b>                            | <b>To increase the awareness of the Therapeutics Recreation program, community integration and program participation.</b> |                        |                           |
| <b>Objective:</b>                       | <b>To improve the physical, cognitive, emotional and social needs of individuals within the program.</b>                  |                        |                           |
| <b>Performance Indicators:</b>          | <b>FY18<br/>Actual</b>  | <b>FY19<br/>Actual</b> | <b>FY20<br/>Projected</b> |
| Number of participants in all programs. | 73  | 80                     | 85                        |

## Pottery Shop/Cultural Arts Center

### Program Description:

The Cultural Arts Center provides programs that reach persons of diverse interest and ability. It is designed to encourage the participation of youth, adults, senior adults and those with physical disabilities. The program adapts to the group or person's needs. There are cooperative sessions and tours of other agencies and community groups.

|  |   |               |                  |
|--|---|---------------|------------------|
| <b>Goal:</b>                                       | <b>To promote community involvement through visual arts programs.</b>   |               |                  |
| <b>Objective:</b>                                  | <b>To expand the community arts programs within and beyond Cultural Arts section with volunteers, service organizations/programs, and in house programming.</b> |               |                  |
|  | <b>FY18</b>   | <b>FY19</b>   | <b>FY20</b>      |
| <b>Performance Indicators:</b>                     | <b>Actual</b>   | <b>Actual</b> | <b>Projected</b> |
| Number of volunteer hours worked                   | 1,500   | 1,437         | 1,500            |
| Number of Open House participants                  | 600   | 700           | 700              |
| Number of Empty Bowl participants                  | 1,000   | 1,000         | 1,200            |
| Number of Georgia Recreation and Parks Association | 1   | 0             | 0                |
| Number of community meeting attendees              | 1,393   | 1,400         | 1,400            |

|                                |  |               |                  |
|--------------------------------|--|---------------|------------------|
| <b>Goal:</b>                   | <b>To create a learning environment where participants explore and analyze the diverse world of arts.</b>  |               |                  |
| <b>Objective:</b>              | <b>Participants will learn various artistic methods available to them including pottery, glass blowing, painting, wheel throwing and ceramics.</b> |               |                  |
|                                | <b>FY18</b>  | <b>FY19</b>   | <b>FY20</b>      |
| <b>Performance Indicators:</b> | <b>Actual</b>  | <b>Actual</b> | <b>Projected</b> |
| Number of program attendees    | 45   | 1,000         | 1,200            |

## Senior Citizens Center

### Program Description:

The Senior Citizens Center division provides diversified recreational and leisure services for senior adults of Columbus through direct programming, facilities, advisement and referral with transportation, staff and volunteer assistance for handicapped and frail, elderly citizens. They coordinate, sponsor and promote programs with state and local agencies for the benefit of local participants, bringing visibility to Columbus and the program's participants.

|  |   |               |                  |
|--|---|---------------|------------------|
| <b>Goal:</b>                               | <b>To provide recreational programming focusing on improving quality of life and health for seniors.</b>  |               |                  |
| <b>Objective:</b>                          | <b>To increase participation in the areas of senior recreation by exposing the senior population to a variety of educational and cultural activities.</b> |               |                  |
|  | <b>FY18</b>   | <b>FY19</b>   | <b>FY20</b>      |
| <b>Performance Indicators:</b>             | <b>Actual</b>   | <b>Actual</b> | <b>Projected</b> |
| Track attendance at all senior facilities. | 52,600  | 53,000        | 53,500           |

|   |  |               |                  |
|---|--|---------------|------------------|
| <b>Goal:</b>                                    | <b>To increase usage of the senior centers by providing more classes and programs targeting active adults.</b>   |               |                  |
| <b>Objective:</b>                               | <b>Provide programs for the active adults that help them to maintain physical fitness and active lifestyles.</b> |               |                  |
|   | <b>FY18</b>  | <b>FY19</b>   | <b>FY20</b>      |
| <b>Performance Indicators:</b>                  | <b>Actual</b>  | <b>Actual</b> | <b>Projected</b> |
| Number of seniors participating in the program. | 4  | 3             | 4                |

|   |   |               |                  |
|---|---|---------------|------------------|
| <b>Goal:</b>  | <b>To increase the collaboration between Senior Centers and Recreational Centers.</b>                                   |               |                  |
| <b>Objective:</b>                                     | <b>To provide greater opportunities for social interactions or mentorship between seniors and the youth population.</b> |               |                  |
|   | <b>FY18</b>   | <b>FY19</b>   | <b>FY20</b>      |
| <b>Performance Indicators:</b>                        | <b>Actual</b>   | <b>Actual</b> | <b>Projected</b> |
| Number of interactions between the Senior Centers and | <b>3</b>  | <b>3</b>      | <b>4</b>         |

|  |   |               |                  |
|--|---|---------------|------------------|
| <b>Goal:</b>   | <b>Create new partnerships with Senior Centers outside of the Columbus Consolidated Government.</b> |               |                  |
| <b>Objective:</b>  | <b>Increase awareness of various senior communities and enhance a positive image of aging.</b>      |               |                  |
|  | <b>FY18</b>   | <b>FY19</b>   | <b>FY20</b>      |
| <b>Performance Indicators:</b>                                       | <b>Actual</b>   | <b>Actual</b> | <b>Projected</b> |
| Number of interaction between seniors within and outside of the CCG. | <b>10</b>   | <b>12</b>     | <b>14</b>        |

**Budget Notes:**

The following capital was approved in this budget:

**270-2100 Parks Services**

Inmate Van (Replacement) = \$450,000



## Cooperative Extension

### **DEPARTMENT MISSION STATEMENT**

To respond to the citizens of Columbus' needs and interest in Agriculture, the environment, families, and 4-H youth with unbiased research based education.

### **Expenditures By Division**

|                               | FY17<br>Actual   | FY18<br>Actual   | FY19<br>Actual*  | FY20<br>Adopted  |
|-------------------------------|------------------|------------------|------------------|------------------|
| 2801000 Cooperative Extension | \$126,338        | \$139,293        | \$132,165        | \$137,865        |
| <b>DEPARTMENT TOTAL</b>       | <b>\$126,338</b> | <b>\$139,293</b> | <b>\$132,165</b> | <b>\$137,865</b> |
| <b>% CHANGE</b>               |                  | <b>10.25%</b>    | <b>-5.12%</b>    | <b>4.31%</b>     |

*\*Unaudited*

### **Expenditures By Category**

|                         | FY17<br>Actual   | FY18<br>Actual   | FY19<br>Actual*  | FY20<br>Adopted  |
|-------------------------|------------------|------------------|------------------|------------------|
| Personal Services       | \$103,819        | \$112,307        | \$112,671        | \$119,436        |
| Operations              | \$22,519         | \$26,986         | \$19,494         | \$18,429         |
| <b>OPERATING BUDGET</b> | <b>\$126,338</b> | <b>\$139,293</b> | <b>\$132,165</b> | <b>\$137,865</b> |
| Capital Budget          | -                | -                | -                | -                |
| <b>DEPARTMENT TOTAL</b> | <b>\$126,338</b> | <b>\$139,293</b> | <b>\$132,165</b> | <b>\$137,865</b> |
| <b>% CHANGE</b>         |                  | <b>10.25%</b>    | <b>-5.12%</b>    | <b>4.31%</b>     |

*\*Unaudited*

## Cooperative Extension

**Program Description:**

The Cooperative Extension Service is the educational arm of the USDA. The Columbus Extension Service is divided into five program areas: Agriculture and Natural Resources, Expanded Food and Nutrition, 4-H Youth, Home Economics, and Resource Development. Agriculture works with homeowners, corporate and industrial entities and city government in the production of food and city beautification. Expanded Food and Nutrition provide in-depth training to low-income families on budgeting, meal planning and improved diets, food and nutrition, family economics and stability, clothing and textiles, and the human environment. 4-H provides youth an opportunity to learn leadership roles. Home Economics place an emphasis on meeting the needs of contemporary living. Resource Development includes people working together locally on common concerns or problems.

|  |  |                        |                           |
|--|--|------------------------|---------------------------|
| <b>Goal:</b>   | <b>Provide "Learning for Life" education for all Columbus area residents.</b>                          |                        |                           |
| <b>Objective:</b>                                      | <b>Conduct needs assessment and establish a plan of work that addresses critical community issues.</b> |                        |                           |
| <b>Performance Indicators:</b>                         | <b>FY18<br/>Actual</b>   | <b>FY19<br/>Actual</b> | <b>FY20<br/>Projected</b> |
| Number of needs assessments/critical issues documents. | 4  | 4                      | 4                         |

|   |   |                        |                           |
|---|---|------------------------|---------------------------|
| <b>Goal:</b>                                  | <b>Increase environmental awareness and outdoor quality of life for Columbus residents.</b>                                     |                        |                           |
| <b>Objective:</b>                             | <b>To conduct educational programs for professionals, community groups, schools, businesses, agencies and Master Gardeners.</b> |                        |                           |
| <b>Performance Indicators:</b>                | <b>FY18<br/>Actual</b>  | <b>FY19<br/>Actual</b> | <b>FY20<br/>Projected</b> |
| Number of educational programs contact hours. | 7,200   | 7,300                  | 7,500                     |
| Consultations.                                | 250   | 400                    | 350                       |
| Soil and water tests.                         | 300   | 275                    | 300                       |



## Tax Assessor

### DEPARTMENT MISSION STATEMENT

Strives to compile an accurate, uniform and timely Tax Digest meeting the requirements of the Department of Revenue and the State Code. Maintain current property records to include ownership, sales information and physical data. In addition to performing duties in a professional manner and provide good customer service.

### Expenditures By Division

|                         | FY17<br>Actual     | FY18<br>Actual     | FY19<br>Actual*    | FY20<br>Adopted    |
|-------------------------|--------------------|--------------------|--------------------|--------------------|
| 2901000 Tax Assessor    | \$1,992,814        | \$1,571,279        | \$1,391,628        | \$1,470,363        |
| <b>DEPARTMENT TOTAL</b> | <b>\$1,992,814</b> | <b>\$1,571,279</b> | <b>\$1,391,628</b> | <b>\$1,470,363</b> |
| <b>% CHANGE</b>         |                    | <b>-21.15%</b>     | <b>-11.43%</b>     | <b>5.66%</b>       |

*\*Unaudited*

### Expenditures By Category

|                         | FY17<br>Actual     | FY18<br>Actual     | FY19<br>Actual*    | FY20<br>Adopted    |
|-------------------------|--------------------|--------------------|--------------------|--------------------|
| Personal Services       | \$1,207,484        | \$1,258,462        | \$1,285,414        | \$1,360,499        |
| Operations              | \$785,330          | \$312,817          | \$106,214          | \$109,864          |
| <b>OPERATING BUDGET</b> | <b>\$1,992,814</b> | <b>\$1,571,279</b> | <b>\$1,391,628</b> | <b>\$1,470,363</b> |
| Capital Budget          | -                  | -                  | -                  | -                  |
| <b>DEPARTMENT TOTAL</b> | <b>\$1,992,814</b> | <b>\$1,571,279</b> | <b>\$1,391,628</b> | <b>\$1,470,363</b> |
| <b>% CHANGE</b>         |                    | <b>-21.15%</b>     | <b>-11.43%</b>     | <b>5.66%</b>       |

*\*Unaudited*



**Positions by Division**

|  |              | <b>FY18</b>   | <b>FY19</b>   | <b>FY20</b>    |
|--|--------------|---------------|---------------|----------------|
|  |              | <b>Actual</b> | <b>Actual</b> | <b>Adopted</b> |
| <b>290-1000 Tax Assessor</b>               | <b>FT/PT</b> | <b>25/0</b>   | <b>27/0</b>   | <b>26/0</b>    |
| Administrative Assistant                   |              | 1             | 1             | 1              |
| Administrative Manager                     |              | 1             | 1             | 1              |
| Appraisal Technician                       |              | 4             | 4             | 4              |
| Appraiser I-Real Property**                |              | 8             | 9             | 9              |
| Appraiser I-Personal Property              |              | 1             | 1             | 1              |
| Appraiser II- Real Property                |              | 2             | 2             | 2              |
| Appraiser II- Personal Property            |              | 1             | 1             | 1              |
| Appraiser III- Real Property               |              | 1             | 1             | 1              |
| Appraiser III- Personal Property*          |              | 1             | 1             | 0              |
| Chief Appraiser                            |              | 1             | 1             | 1              |
| Commercial Property Manager                |              | 1             | 1             | 1              |
| Deputy Chief Appraiser                     |              | 1             | 1             | 1              |
| GIS Technician**                           |              | 0             | 1             | 1              |
| Personal Property Manager                  |              | 1             | 1             | 1              |
| Residential Property Manager               |              | 1             | 1             | 1              |
| <b>Total Full Time/Part Time Positions</b> |              | <b>25/0</b>   | <b>27/0</b>   | <b>26/0</b>    |

\* One (1) Appraiser III (G16) deleted in FY20.

\*\*One Appraiser-Real Property (G14) and one (1) GIS Technician (G14) added in FY19.

**Program Description:**

Besides being responsible for the proper accounting of all taxable and non-taxable property, we require the five-member board to maintain uniformity of assessments, hear and rule on taxpayer appeals and adjudicate matters referred by the Tax Commissioner. Genre matters include rulings and eligibility for homestead exemption, taxability, certain adjustments and refunds. The Council appoints the board members.

|  |  |               |                  |
|--|--|---------------|------------------|
| <b>Goal:</b>   | <b>The Muscogee County Board of Assessors strives to compile an accurate, uniform and timely Tax Digest meeting the requirements of the Department of Revenue and State Statute.</b> |               |                  |
| <b>Objective:</b>  | <b>To comply with the Department of Revenue’s requirements for an acceptable tax digest.</b>   |               |                  |
| <b>Performance Indicators:</b>   | <b>FY18</b>  | <b>FY19</b>   | <b>FY20</b>      |
|  | <b>Actual</b>  | <b>Actual</b> | <b>Projected</b> |
| Number of real estate parcels, personal property accounts, and mobile home accounts. | <b>82,862</b>  | <b>82,509</b> | <b>84,900</b>    |
| <b>Objective:</b>  | <b>To achieve a current and accurate ownership records for current billing.</b>  |               |                  |
| <b>Performance Indicators:</b>   | <b>FY18</b>  | <b>FY19</b>   | <b>FY20</b>      |
|  | <b>Actual</b>  | <b>Actual</b> | <b>Projected</b> |
| Number of ownership records updated annually.  | <b>6,999</b>   | <b>7,082</b>  | <b>7,160</b>     |

|   |  |                        |                           |
|---|--|------------------------|---------------------------|
| <b>Goal:</b>  | <b>The Muscogee County Board of Assessors strives to maintain accurate property characteristics to ensure that all property records are correct.</b> |                        |                           |
| <b>Objective:</b>   | <b>To process permits, audits and field reviews in an accurate and efficient manner.</b>   |                        |                           |
| <b>Performance Indicators:</b>  | <b>FY18<br/>Actual</b>   | <b>FY19<br/>Actual</b> | <b>FY20<br/>Projected</b> |
| Number of permits processed for Commercial & Residential Additions, new construction, demolitions etc.            | <b>4,083</b>   | <b>4,856</b>           | <b>4,875</b>              |
| Number of field reviews incl. sold properties (Commercial & Residential) updating records and values if warranted | <b>2,933</b>   | <b>2,483</b>           | <b>2,500</b>              |

|                                |   |                        |                           |
|--------------------------------|---|------------------------|---------------------------|
| <b>Goal:</b>                   | <b>The Muscogee County Board of Assessors strives to have accurate ownership records to ensure that all correspondence is mailed to the proper owner.</b> |                        |                           |
| <b>Objective:</b>              | <b>To maintain current ownership records.</b>   |                        |                           |
| <b>Performance Indicators:</b> | <b>FY18<br/>Actual</b>  | <b>FY19<br/>Actual</b> | <b>FY20<br/>Projected</b> |
| Number of deeds processed      | <b>6,999</b>  | <b>7,082</b>           | <b>7,160</b>              |



## Elections and Registration

### **DEPARTMENT MISSION STATEMENT**

To obtain and maintain the registration of eligible citizens and to administer and supervise the conduct of all elections and primaries in Muscogee County in a timely, accurate and efficient manner.

#### **Expenditures By Division**

|                                   | FY17<br>Actual   | FY18<br>Actual   | FY19<br>Actual*  | FY20<br>Adopted  |
|-----------------------------------|------------------|------------------|------------------|------------------|
| 2902000 Elections & Registrations | \$813,512        | \$600,430        | \$801,097        | \$830,562        |
| <b>DEPARTMENT TOTAL</b>           | <b>\$813,512</b> | <b>\$600,430</b> | <b>\$801,097</b> | <b>\$830,562</b> |
| <b>% CHANGE</b>                   |                  | <b>-26.19%</b>   | <b>33.42%</b>    | <b>3.68%</b>     |

*\*Unaudited*

#### **Expenditures By Category**

|                         | FY17<br>Actual   | FY18<br>Actual   | FY19<br>Actual*  | FY20<br>Adopted  |
|-------------------------|------------------|------------------|------------------|------------------|
| Personal Services       | \$542,610        | \$511,674        | \$561,978        | \$536,975        |
| Operations              | \$270,902        | \$88,756         | \$239,120        | \$293,587        |
| <b>OPERATING BUDGET</b> | <b>\$813,512</b> | <b>\$600,430</b> | <b>\$801,097</b> | <b>\$830,562</b> |
| Capital Budget          | -                | -                | -                | -                |
| <b>DEPARTMENT TOTAL</b> | <b>\$813,512</b> | <b>\$600,430</b> | <b>\$801,097</b> | <b>\$830,562</b> |
| <b>% CHANGE</b>         |                  | <b>-26.19%</b>   | <b>33.42%</b>    | <b>3.68%</b>     |

*\*Unaudited*

**Positions by Division**

|   | <b>FY18<br/>Actual</b> | <b>FY19<br/>Actual</b> | <b>FY20<br/>Adopted</b> |
|---|------------------------|------------------------|-------------------------|
| <b>290-2000 Elections &amp; Registrations</b> | <b>6/5</b>             | <b>6/8</b>             | <b>6/8</b>              |
| Asst Elections & Registrations Director*      | 1                      | 1                      | 1                       |
| Board Members (PT)                            | 5                      | 5                      | 5                       |
| Election Technician                           | 3                      | 3                      | 3                       |
| Election Technician-PT*                       | 0                      | 3                      | 3                       |
| Elections & Registrations Director            | 1                      | 1                      | 1                       |
| Elections Clerk (Temporary)                   | 1                      | 1                      | 1                       |
| Elections Specialist                          | 1                      | 1                      | 1                       |
| <b>TOTAL</b>                                  | <b>FT/PT<br/>6/5</b>   | <b>6/8</b>             | <b>6/8</b>              |

\* Three (3) Election Technician - PT (G11) added in FY19.

**Program Description:**

Besides administering and supervising the conduct of all elections and primaries in Muscogee County, the Board conducts the process of obtaining and maintaining the registration of eligible citizens. The Council appoints the board members.

|                                |  |                        |                           |
|--------------------------------|--|------------------------|---------------------------|
| <b>Goal:</b>                   | <b>To obtain and maintain the registration of eligible citizens; provide access to the electoral process for citizens and candidates; administer and supervise conduct of elections and primaries.</b> |                        |                           |
| <b>Objective:</b>              | <b>To perform required list maintenance procedures for the voter registration list to include NCOA, confirmation notices, vital records, and felon lists.</b>  |                        |                           |
| <b>Performance Indicators:</b> | <b>FY18<br/>Actual</b>   | <b>FY19<br/>Actual</b> | <b>FY20<br/>Projected</b> |
| Number of records              | 21,307   | 15,143                 | 10,000                    |

|                                |  |                        |                           |
|--------------------------------|--|------------------------|---------------------------|
| <b>Goal:</b>                   | <b>To provide accurate districting information for maps, voters, and elected officials in preparation for decennial census in 2020 and to utilize GIS to accomplish distribution of information.</b> |                        |                           |
| <b>Objective:</b>              | <b>To coordinate work with GIS to ensure proper street placement of district representative lines for local, state, and federal offices.</b>   |                        |                           |
| <b>Performance Indicators:</b> | <b>FY18<br/>Actual</b>   | <b>FY19<br/>Actual</b> | <b>FY20<br/>Projected</b> |
| Number of records              | 1,334  | 987                    | 2,000                     |

|                                |  |                        |                           |
|--------------------------------|--|------------------------|---------------------------|
| <b>Goal:</b>                   | <b>To protect acquisition of new voting equipment by routinely testing and maintaining voting equipment to have units available for elections.</b> |                        |                           |
| <b>Objective:</b>              | <b>To decrease the number of voting units that need repair.</b>  |                        |                           |
| <b>Performance Indicators:</b> | <b>FY18<br/>Actual</b>   | <b>FY19<br/>Actual</b> | <b>FY20<br/>Projected</b> |
| Number of available units      | 427  | 427                    | 400                       |



## Police

### DEPARTMENT MISSION STATEMENT

The Columbus Police Department will deliver effective and responsive law enforcement to all citizens of the City of Columbus in a fair and equitable manner. As an integral part of the Columbus Community, we are committed to communicate with those we serve and to join with them in establishing priorities to enhance the quality of life for the entire community.

### Expenditures By Division

|  | FY17<br>Actual      | FY18<br>Actual      | FY19<br>Actual*     | FY20<br>Adopted     |
|--|---------------------|---------------------|---------------------|---------------------|
| 4001000 Office of the Chief              | \$1,066,321         | \$1,057,701         | \$1,008,387         | \$1,015,701         |
| 4002100 Intelligence/Vice                | \$1,331,646         | \$1,236,723         | \$1,210,249         | \$1,450,943         |
| 4002200 Support Services                 | \$2,895,557         | \$2,784,351         | \$2,521,028         | \$2,656,065         |
| 4002300 Field Operations                 | \$12,077,000        | \$10,634,087        | \$11,243,522        | \$11,049,016        |
| 4002400 Office of Professional Standards | \$462,066           | \$448,365           | \$552,301           | \$542,022           |
| 4002500 METRO Drug Task                  | \$162,312           | \$144,241           | \$197,693           | \$195,071           |
| 4002700 Special Operations               | \$14,709            | \$48,203            | \$19,557            | \$33,500            |
| 4002800 Administrative                   | \$1,399,415         | \$1,419,444         | \$1,508,620         | \$1,058,580         |
| 4002900 Training                         | -                   | -                   | -                   | \$583,118           |
| 4003230 Motor Transport                  | \$1,977,356         | \$1,565,247         | \$1,572,072         | \$1,547,540         |
| 4003320 Investigative Services           | \$6,817,506         | \$6,254,429         | \$6,343,226         | \$6,344,110         |
| <b>DEPARTMENT TOTAL</b>                  | <b>\$28,203,888</b> | <b>\$25,592,791</b> | <b>\$26,176,656</b> | <b>\$26,475,666</b> |
| <b>% CHANGE</b>                          |                     | <b>-9.26%</b>       | <b>2.28%</b>        | <b>1.14%</b>        |

\*Unaudited

### Expenditures By Category

|                         | FY17<br>Actual      | FY18<br>Actual      | FY19<br>Actual*     | FY20<br>Adopted     |
|-------------------------|---------------------|---------------------|---------------------|---------------------|
| Personal Services       | \$24,504,927        | \$22,741,936        | \$23,469,477        | \$23,733,018        |
| Operations              | \$2,661,792         | \$2,379,044         | \$2,683,726         | \$2,742,648         |
| <b>OPERATING BUDGET</b> | <b>\$27,166,719</b> | <b>\$25,120,980</b> | <b>\$26,153,204</b> | <b>\$26,475,666</b> |
| Capital Budget          | \$1,037,169         | \$471,811           | \$23,452            | -                   |
| <b>DEPARTMENT TOTAL</b> | <b>\$28,203,888</b> | <b>\$25,592,791</b> | <b>\$26,176,656</b> | <b>\$26,475,666</b> |
| <b>% CHANGE</b>         |                     | <b>-9.26%</b>       | <b>2.28%</b>        | <b>1.14%</b>        |

\*Unaudited

**Personnel Summary: Authorized Positions**

|   | <b>FY18</b>   | <b>FY19</b>   | <b>FY20</b>    |
|---|---------------|---------------|----------------|
| <b>All Police Positions are Full Time</b> | <b>Actual</b> | <b>Actual</b> | <b>Adopted</b> |
| <b>400-1000 Administration</b>            | <b>10</b>     | <b>10</b>     | <b>10</b>      |
| Accounting Clerk                          | 1             | 1             | 1              |
| Administrative Assistant                  | 2             | 2             | 2              |
| Administrative Clerk II                   | 1             | 1             | 1              |
| Administrative Secretary                  | 1             | 1             | 1              |
| Chief of Police                           | 1             | 1             | 1              |
| Deputy Chief of Police                    | 1             | 1             | 1              |
| Police Finance Manager                    | 1             | 1             | 1              |
| Police Lieutenant                         | 1             | 1             | 1              |
| Police Officer                            | 1             | 1             | 1              |
| <b>400-2100 Intelligence/Vice</b>         | <b>25</b>     | <b>25</b>     | <b>25</b>      |
| Asset Forfeiture Coordinator              | 1             | 1             | 1              |
| Police Captain                            | 1             | 1             | 1              |
| Police Corporal                           | 11            | 11            | 11             |
| Police Officer                            | 8             | 8             | 8              |
| Police Sergeant                           | 4             | 4             | 4              |
| <b>400-2200 Support Services</b>          | <b>42</b>     | <b>42</b>     | <b>42</b>      |
| Administrative Secretary                  | 1             | 1             | 1              |
| Building Crew Leader                      | 1             | 1             | 1              |
| Building Service Worker                   | 3             | 3             | 3              |
| Command Sergeant                          | 1             | 1             | 1              |
| Criminal Records Technician               | 16            | 16            | 16             |
| Police Cadet                              | 1             | 1             | 1              |
| Police Captain                            | 1             | 1             | 1              |
| Police Corporal                           | 4             | 4             | 4              |
| Police Major                              | 1             | 1             | 1              |
| Police Officer                            | 10            | 10            | 10             |
| Police Sergeant                           | 1             | 1             | 1              |
| Records Manager                           | 1             | 1             | 1              |
| Records Supervisor                        | 1             | 1             | 1              |
| <b>400-2300 Field Operations</b>          | <b>217</b>    | <b>217</b>    | <b>217</b>     |
| Administrative Clerk I                    | 1             | 1             | 1              |
| Administrative Secretary                  | 1             | 1             | 1              |
| Command Sergeant                          | 2             | 2             | 2              |
| Police Captain                            | 3             | 3             | 3              |
| Police Corporal                           | 27            | 27            | 27             |
| Police Lieutenant                         | 7             | 7             | 7              |
| Police Major                              | 1             | 1             | 1              |
| Police Officer*                           | 155           | 155           | 155            |
| Police Sergeant                           | 20            | 20            | 20             |

### Positions by Division

|  | FY18<br>Actual | FY19<br>Actual | FY20<br>Adopted |
|--|----------------|----------------|-----------------|
| <b>400-2400 Office of Professional Standards</b> | <b>7</b>       | <b>8</b>       | <b>8</b>        |
| Administrative Secretary                         | 1              | 1              | 1               |
| Crime Analyst**                                  | 2              | 3              | 3               |
| Police Lieutenant                                | 1              | 1              | 1               |
| Police Major                                     | 1              | 1              | 1               |
| Police Sergeant                                  | 2              | 2              | 2               |
| <b>400-2500 METRO Drug Task Force</b>            | <b>3</b>       | <b>3</b>       | <b>3</b>        |
| Police Corporal                                  | 2              | 2              | 2               |
| Police Lieutenant                                | 1              | 1              | 1               |
| <b>400-2800 Administrative Services</b>          | <b>21</b>      | <b>21</b>      | <b>14</b>       |
| Accounting Clerk                                 | 1              | 1              | 1               |
| Administrative Secretary                         | 2              | 2              | 2               |
| Criminal Records Technician                      | 1              | 1              | 0               |
| Facility Maintenance Technician                  | 1              | 1              | 0               |
| Police Captain                                   | 1              | 1              | 1               |
| Police Corporal                                  | 3              | 3              | 1               |
| Police HR Technician                             | 1              | 1              | 1               |
| Police Lieutenant                                | 1              | 1              | 0               |
| Police Major                                     | 1              | 1              | 1               |
| Police Officer                                   | 5              | 5              | 5               |
| Police Sergeant                                  | 4              | 4              | 2               |
| <b>400-2900 CPD Training</b>                     | <b>0</b>       | <b>0</b>       | <b>7</b>        |
| Police Lieutenant                                | 0              | 0              | 1               |
| Police Corporal                                  | 0              | 0              | 2               |
| Police Sergeant                                  | 0              | 0              | 2               |
| Facility Maintenance Technician                  | 0              | 0              | 1               |
| Criminal Records Technician                      | 0              | 0              | 1               |
| <b>400-3320 Investigative Services</b>           | <b>99</b>      | <b>99</b>      | <b>100</b>      |
| Administrative Clerk I                           | 3              | 3              | 3               |
| Administrative Secretary                         | 1              | 1              | 1               |
| Computer Forensic Analyst***                     | 0              | 0              | 1               |
| Criminal Records Technician                      | 1              | 1              | 1               |
| Police Captain                                   | 1              | 1              | 1               |
| Police Corporal                                  | 55             | 55             | 55              |
| Police Lieutenant                                | 7              | 7              | 7               |
| Police Major                                     | 1              | 1              | 1               |
| Police Officer                                   | 6              | 6              | 6               |
| Police Sergeant                                  | 24             | 24             | 24              |
| <b>Total Full Time Positions</b>                 | <b>424</b>     | <b>425</b>     | <b>426</b>      |

*\*Ten (10) Police Officer positions temporarily moved from the General Fund to the Other LOST Fund, a continuation of action originally taken in FY14.*

*\*\*One (1) Crime Analyst (G16) added in FY19.*

*\*\*\* One (1) Computer Forensic Analyst (G16) added in FY20.*

*\*\*\*\* One (1) Police Officer (PS14) unfunded in FY20.*

*New unit, CPD Training, unit 2900, added in FY20.*

## Chief of Police

### Program Description:

The Office of the Chief of Police is a functional area of the Police Department that encompasses several activities other than those of the chief administrative officer. The division is the primary administrative section of the Police Department that provides guidance and control over the activities of the department and develops rules and regulations, policies and procedures that are necessary to insure its proper operation.

|  |  |                        |                           |
|--|--|------------------------|---------------------------|
| <b>Goal</b>                                | <b>To provide police services in an effective, fair, and unbiased manner with professional, well-trained, educated officers operating with integrity and high ethical standards.</b>                                     |                        |                           |
| <b>Objective:</b>                          | <b>Conduct daily meetings of the Command Staff to monitor the progress of investigations, programs, projects and current activities.</b>   |                        |                           |
| <b>Performance Indicators:</b>             | <b>FY18<br/>Actual</b>   | <b>FY19<br/>Actual</b> | <b>FY20<br/>Projected</b> |
| Number of Staff Meetings                   | 248  | 248                    | 250                       |
| <b>Objective:</b>                          | <b>Conduct quarterly goals and objectives review sessions with the Command Staff</b>   |                        |                           |
| <b>Performance Indicators:</b>             | <b>FY18<br/>Actual</b>   | <b>FY19<br/>Actual</b> | <b>FY20<br/>Projected</b> |
| Number of G&O Review Sessions              | 4  | 4                      | 4                         |
| <b>Goal</b>                                | <b>Perform systematic analysis for identifying and analyzing patterns and trends in crime and disorder in order to deploy resources in a more effective manner, and assist in identifying and apprehending suspects.</b> |                        |                           |
| <b>Objective:</b>                          | <b>Prepare monthly crime analysis reports on criminal activity.</b>  |                        |                           |
| <b>Performance Indicators:</b>             | <b>FY18<br/>Actual</b>   | <b>FY19<br/>Actual</b> | <b>FY20<br/>Projected</b> |
| Number of crime analysis reports           | 12   | 12                     | 12                        |
| <b>Goal</b>                                | <b>Develop a budget that adequately supports law enforcement objectives while maintaining fiscal accountability.</b>   |                        |                           |
| <b>Objective:</b>                          | <b>Monitor and review the Departmental Budget status reports with the Command Staff.</b>   |                        |                           |
| <b>Performance Indicators:</b>             | <b>FY18<br/>Actual</b>   | <b>FY19<br/>Actual</b> | <b>FY20<br/>Projected</b> |
| Number of monthly budget reviews conducted | 12   | 12                     | 12                        |



## Vice/Intelligence

### Program Description:

Vice/Intelligence is responsible for documenting and investigating persons involved in criminal activity. Such criminal activity will include illegal use, sale, distribution and trafficking of drugs (controlled substances), prostitution, illegal gambling, illegal use, sale and/or distribution of alcohol, or firearms, manufacture, sale and/or distribution of obscene or pornographic material and organized criminal activities or any activity which involves offenses for profit or undermines the stability or welfare of the community.

|  |   |               |                  |
|--|---|---------------|------------------|
| <b>Goal</b>                              | <b>Enforce all laws in a professional, fair and equitable manner while protecting the rights of each citizen.</b>   |               |                  |
| <b>Objective:</b>                        | <b>File condemnation documents on \$75,000 in currency.</b>   |               |                  |
|  | <b>FY18</b>   | <b>FY19</b>   | <b>FY20</b>      |
| <b>Performance Indicators:</b>           | <b>Actual</b>   | <b>Actual</b> | <b>Projected</b> |
| Value of Assets in Currency filed on     | \$173,474   | \$146,136     | \$196,354        |
| <b>Objective:</b>                        | <b>File condemnation forfeiture documents on \$50,000 in property.</b>  |               |                  |
|  | <b>FY18</b>   | <b>FY19</b>   | <b>FY20</b>      |
| <b>Performance Indicators:</b>           | <b>Actual</b>   | <b>Actual</b> | <b>Projected</b> |
| Value of Assets in Property filed on     | \$123,930   | \$48,575      | \$100,667        |
| <b>Objective:</b>                        | <b>Conduct 200 checks of business that are licensed to sell alcohol.</b>  |               |                  |
|  | <b>FY18</b>   | <b>FY19</b>   | <b>FY20</b>      |
| <b>Performance Indicators:</b>           | <b>Actual</b>   | <b>Actual</b> | <b>Projected</b> |
| Number of business checked               | 229   | 202           | 222              |
| <b>Objective:</b>                        | <b>File condemnation documents on all seized vehicles.</b>  |               |                  |
|  | <b>FY18</b>   | <b>FY19</b>   | <b>FY20</b>      |
| <b>Performance Indicators:</b>           | <b>Actual</b>   | <b>Actual</b> | <b>Projected</b> |
| Number of vehicles seized                | 29  | 14            | 51               |
| <b>Objective:</b>                        | <b>Conduct five (5) details to investigate prostitution/pandering activity.</b>   |               |                  |
|  | <b>FY18</b>   | <b>FY19</b>   | <b>FY20</b>      |
| <b>Performance Indicators:</b>           | <b>Actual</b>   | <b>Actual</b> | <b>Projected</b> |
| Number of Prostitution/Pandering Arrests | 23  | 14            | 25               |
| <b>Objective:</b>                        | <b>Investigate, document, prosecute all cases made in high crime areas or cases that involve illegal narcotics, legal narcotics being used in an illicit manner and GA law violations involving gambling, alcohol and prostitution.</b> |               |                  |
|  | <b>FY18</b>   | <b>FY19</b>   | <b>FY20</b>      |
| <b>Performance Indicators:</b>           | <b>Actual</b>   | <b>Actual</b> | <b>Projected</b> |
| Number of Cases Made                     | 2,949   | 6,789         | 1,918            |

## Support Services

### Program Description:

The Bureau of Support Services provides a variety of support functions for the entire Department. It includes the state-of-the-art 911 Center; the Quartermaster, where all supplies are maintained; Motor Transport where all rolling stock is monitored; Property and Evidence where evidence and recovered property is stored and protected; and the Central Records Unit where tens of thousands of reports, warrants and other documents are maintained.

|                                     |   |               |                  |
|-------------------------------------|---|---------------|------------------|
| <b>Goal</b>                         | <b>To provide documentation and criminal justice data entry services in compliance with Federal, State and local requirements.</b>                              |               |                  |
| <b>Objective:</b>                   | <b>To process and store all police incident reports.</b>  |               |                  |
|                                     | <b>FY18</b>   | <b>FY19</b>   | <b>FY20</b>      |
| <b>Performance Indicators:</b>      | <b>Actual</b>   | <b>Actual</b> | <b>Projected</b> |
| Number of reports processed         | 60,869  | 56,418        | 65,057           |
| <b>Objective:</b>                   | <b>To process and provide all pre-employment criminal history inquiries for businesses and the community.</b>   |               |                  |
|                                     | <b>FY18</b>   | <b>FY19</b>   | <b>FY20</b>      |
| <b>Performance Indicators:</b>      | <b>Actual</b>   | <b>Actual</b> | <b>Projected</b> |
| Number of inquiries                 | 2,897   | 3,164         | 2,154            |
| <b>Objective:</b>                   | <b>Process and enter data into the new Record Management System (RMS) from all incident, supplement, and arrest reports for criminal analysis purposes.</b>     |               |                  |
|                                     | <b>FY18</b>   | <b>FY19</b>   | <b>FY20</b>      |
| <b>Performance Indicators:</b>      | <b>Actual</b>   | <b>Actual</b> | <b>Projected</b> |
| Number of records added to RMS      | 350,780   | 215,806       | 364,950          |
| <b>Goal</b>                         | <b>Maintain twenty-four hours a day police services at the Public Safety Building for the community.</b>  |               |                  |
| <b>Objective:</b>                   | <b>To respond to all citizens' requests for police services (reports, criminal histories, fingerprinting, identification cards and permits, etc.)</b>           |               |                  |
|                                     | <b>FY18</b>   | <b>FY19</b>   | <b>FY20</b>      |
| <b>Performance Indicators:</b>      | <b>Actual</b>   | <b>Actual</b> | <b>Projected</b> |
| Number of counter services provided | 48,391  | 60,734        | 53,984           |
| <b>Goal</b>                         | <b>To maintain, process and distribute equipment, materials, evidence and other property in accordance with departmental policies and state and local laws.</b> |               |                  |
| <b>Objective:</b>                   | <b>To issue and receive all equipment requests from employees.</b>  |               |                  |
|                                     | <b>FY18</b>   | <b>FY19</b>   | <b>FY20</b>      |
| <b>Performance Indicators:</b>      | <b>Actual</b>   | <b>Actual</b> | <b>Projected</b> |
| Number of Requests for equipment    | 36,115  | 36,192        | 34,756           |

|                                   |  |                        |                           |
|-----------------------------------|--|------------------------|---------------------------|
| <b>Goal</b>                       | <b>To receive, process and dispose of all property, evidence, and contraband in accordance with proper guidelines.</b> |                        |                           |
| <b>Objective:</b>                 | <b>Track the number of all cases involving the intake and processing of property and/or evidence.</b>                  |                        |                           |
| <b>Performance Indicators:</b>    | <b>FY18<br/>Actual</b>   | <b>FY19<br/>Actual</b> | <b>FY20<br/>Projected</b> |
| Number of Property/Evidence cases | <b>14,371</b>  | <b>23,622</b>          | <b>20,445</b>             |

## Field Operations

### Program Description:

The Bureau of Field Operations is the largest of the Department's bureaus. This Bureau provides primary police services to the community as first responders for any request for police assistance by providing emergency responses and preventive patrols. The Bureau includes a Tactical Unit that is trained to handle special functions as well as normal patrol duties. In addition, they work closely with various community organizations fighting drugs and crimes in their own neighborhoods. The bicycle patrol concentrates on the Riverwalk, Cooper Creek Park, South Commons and those other areas where they blend in with the relaxed activities.

|                                |  |                        |                           |
|--------------------------------|--|------------------------|---------------------------|
| <b>Goal</b>                    | <b>To develop safer roadways throughout the City while providing efficient, professional police service in an effective and unbiased manner.</b> |                        |                           |
| <b>Objective:</b>              | <b>Conduct 25 details on major highways in the city focusing on speeding violations.</b>   |                        |                           |
| <b>Performance Indicators:</b> | <b>FY18<br/>Actual</b>   | <b>FY19<br/>Actual</b> | <b>FY20<br/>Projected</b> |
| Speeding details conducted     | <b>26</b>  | <b>26</b>              | <b>26</b>                 |
| <b>Objective:</b>              | <b>Conduct a minimum of 12 traffic checkpoints focused on DUI, seat belts, drivers' licenses, or proof of insurance.</b>                         |                        |                           |
| <b>Performance Indicators:</b> | <b>FY18<br/>Actual</b>   | <b>FY19<br/>Actual</b> | <b>FY20<br/>Projected</b> |
| Traffic checkpoints conducted  | <b>24</b>  | <b>1</b>               | <b>24</b>                 |
| <b>Objective:</b>              | <b>Conduct twenty-four details in selected school zones concentrating on speeding violations.</b>  |                        |                           |
| <b>Performance Indicators:</b> | <b>FY18<br/>Actual</b>   | <b>FY19<br/>Actual</b> | <b>FY20<br/>Projected</b> |
| School zone details conducted  | <b>25</b>  | <b>24</b>              | <b>26</b>                 |

|   |  |                        |                           |
|---|--|------------------------|---------------------------|
| <b>Goal</b>                                 | <b>Develop a safe community by enforcing all laws in a fair and equitable manner while protecting the rights of each citizen.</b>  |                        |                           |
| <b>Objective:</b>                           | <b>Investigate all criminal offenses and prosecute all criminal offenders.</b>   |                        |                           |
| <b>Performance Indicators:</b>              | <b>FY18<br/>Actual</b>   | <b>FY19<br/>Actual</b> | <b>FY20<br/>Projected</b> |
| Number of criminal arrests                  | 17,724   | 21,895                 | 18,786                    |
| <b>Goal</b>                                 | <b>To provide professional and efficient police services in an effective, fair and unbiased manner with well-trained, educated officers operating with integrity and high ethical standards.</b> |                        |                           |
| <b>Objective:</b>                           | <b>Respond to all calls and self-initiated contacts for police service.</b>  |                        |                           |
| <b>Performance Indicators:</b>              | <b>FY18<br/>Actual</b>   | <b>FY19<br/>Actual</b> | <b>FY20<br/>Projected</b> |
| Number of Patrol Officer responses to calls | 351,789  | 340,013                | 373,213                   |
| <b>Goal</b>                                 | <b>To provide specialized operations and details focusing on high crime areas and activities.</b>  |                        |                           |
| <b>Objective:</b>                           | <b>Make assignments per shift detailing patrol officers to specifically ride areas with high incidences of business burglaries.</b>  |                        |                           |
| <b>Performance Indicators:</b>              | <b>FY18<br/>Actual</b>   | <b>FY19<br/>Actual</b> | <b>FY20<br/>Projected</b> |
| Number of Special Details                   | 470  | 123                    | 494                       |

## Office of Professional Standards

### Program Description:

The Office of Professional Standards acts as the internal affairs unit of the Department. They play a pivotal role in preserving the integrity of the Department by investigating major complaints against officers. The unit also assures that the Department is in compliance with specific standards to maintain national and state accreditation. Only two percent of the police agencies in country are accredited.

|                                  |   |                        |                           |
|----------------------------------|---|------------------------|---------------------------|
| <b>Goal</b>                      | <b>Provide police services in an effective, fair, and unbiased manner with professional, well-trained, educated officers operating with integrity and high ethical standards.</b> |                        |                           |
| <b>Objective:</b>                | <b>Track all Use of Force incidents involving departmental employees for compliance with policy and procedure</b>   |                        |                           |
| <b>Performance Indicators:</b>   | <b>FY18<br/>Actual</b>  | <b>FY19<br/>Actual</b> | <b>FY20<br/>Projected</b> |
| Number of Use of Force incidents | 87  | 79                     | 80                        |
| <b>Objective:</b>                | <b>Track all complaints against the department and departmental employees for compliance with policy and procedure.</b>   |                        |                           |
| <b>Performance Indicators:</b>   | <b>FY18<br/>Actual</b>  | <b>FY19<br/>Actual</b> | <b>FY20<br/>Projected</b> |
| Number of Complaints             | 51  | 49                     | 52                        |

|  |  |                        |                           |
|--|--|------------------------|---------------------------|
| <b>Objective:</b>                                | <b>Investigate all cases assigned by Chief of Police.</b>  |                        |                           |
| <b>Performance Indicators:</b>                   | <b>FY18<br/>Actual</b>   | <b>FY19<br/>Actual</b> | <b>FY20<br/>Projected</b> |
| Number of cases investigated                     | <b>18</b>  | <b>10</b>              | <b>14</b>                 |
| <b>Objective:</b>                                | <b>Conduct research projects, grants, and other tasks assigned by the Command Staff.</b>   |                        |                           |
| <b>Performance Indicators:</b>                   | <b>FY18<br/>Actual</b>   | <b>FY19<br/>Actual</b> | <b>FY20<br/>Projected</b> |
| Number of projects, grants and other assignments | <b>156</b>   | <b>128</b>             | <b>116</b>                |
| <b>Objective:</b>                                | <b>Meet or exceed the 273 Mandatory standards set for compliance by the Commission on Accreditation for Law Enforcement Agencies</b> |                        |                           |
| <b>Performance Indicators:</b>                   | <b>FY18<br/>Actual</b>   | <b>FY19<br/>Actual</b> | <b>FY20<br/>Projected</b> |
| Number of mandatory standards met or exceeded    | <b>460</b>   | <b>460</b>             | <b>460</b>                |

## Metro Drug Task Force

**Program Description:**

This Office is responsible for the enforcement of Drug Violations and organized crime violations on a regional basis. The two Columbus Police Department's Officers assigned are members of a task force comprising five (5) municipal and county jurisdictions.

## Police Special Operations Account

**Program Description:**

The Special Operations Unit is a new division set up to be the cost center for special operations expenditures.

## Administrative Services

**Program Description:**

Bureau of Administrative Services maintains training, community relations and safety programs for the Department. All officers are trained in one of Georgia's few in-house Police Training Units. They oversee recruit and in-service training using a unit that is comprised of certified training instructors. In addition, many other officers in the Department are certified instructors and are used to supplement the training staff in certain police specialties. The Training Unit also maintains the pistol and shotgun ranges, as well as the FATS training equipment. The firing ranges are used by more than 34 different local, state and federal agencies for firearms training and qualification. Administrative Services also maintains the D.A.R.E. and Neighborhood Watch programs.

|   |   |                        |                           |
|---|---|------------------------|---------------------------|
| <b>Goal</b>                               | <b>To develop, implement, and maintain the educational programs and events designed to enhance the department's commitment to the proactive approach to policing.</b>       |                        |                           |
| <b>Objective:</b>                         | <b>Provide a minimum of 340 Crime Prevention presentations to the the public.</b>   |                        |                           |
| <b>Performance Indicators:</b>            | <b>FY18<br/>Actual</b>  | <b>FY19<br/>Actual</b> | <b>FY20<br/>Projected</b> |
| Number of presentations to the public     | 556   | 613                    | 560                       |
| <b>Objective:</b>                         | <b>Establish 10 new neighborhood watch programs.</b>  |                        |                           |
| <b>Performance Indicators:</b>            | <b>FY18<br/>Actual</b>  | <b>FY19<br/>Actual</b> | <b>FY20<br/>Projected</b> |
| Number of new neighborhood watch programs | 10  | 17                     | 10                        |
| <b>Goal</b>                               | <b>To recruit and select qualified police applicants, maintain personnel records and ensure compliance with federal, state and local employment and payroll guidelines.</b> |                        |                           |
| <b>Objective:</b>                         | <b>Track all personnel grievances relating to employees.</b>  |                        |                           |
| <b>Performance Indicators:</b>            | <b>FY18<br/>Actual</b>  | <b>FY19<br/>Actual</b> | <b>FY20<br/>Projected</b> |
| Number of grievances                      | 4   | 4                      | 6                         |
| <b>Objective:</b>                         | <b>Recruit, process and investigate all police applicants in accordance with selection guidelines and criteria.</b>   |                        |                           |
| <b>Performance Indicators:</b>            | <b>FY18<br/>Actual</b>  | <b>FY19<br/>Actual</b> | <b>FY20<br/>Projected</b> |
| Applicants processed                      | 528   | 452                    | 540                       |
| <b>Goal</b>                               | <b>Develop a safe community through crime prevention, education, innovative and proactive programs.</b>   |                        |                           |
| <b>Objective:</b>                         | <b>Utilize the Gang Resistance and Education Training (G.R.E.A.T.) Program to educate all 7th grade students in Muscogee County.</b>  |                        |                           |
| <b>Performance Indicators:</b>            | <b>FY18<br/>Actual</b>  | <b>FY19<br/>Actual</b> | <b>FY20<br/>Projected</b> |
| Number of students                        | 575   | 2,522                  | 575                       |

## CPD Training

### Program Description:

The CPD Training Unit provides police services in an effective, fair and unbiased manner with professional, well-trained and educated officers operating with integrity and high ethical standards.

|  |   |                        |                           |
|--|---|------------------------|---------------------------|
| <b>Goal</b>                                    | <b>Provide police services in an effective, fair and unbiased manner with professional, well trained and educated officers operating with integrity and high ethical standards.</b> |                        |                           |
| <b>Objective:</b>                              | <b>Provide a minimum of 24 hour of In-Service Training to all sworn officers.</b>   |                        |                           |
| <b>Performance Indicators:</b>                 | <b>FY18<br/>Actual</b>  | <b>FY19<br/>Actual</b> | <b>FY20<br/>Projected</b> |
| Number of officers trained                     | 379   | 389                    | 450                       |
| <b>Objective:</b>                              | <b>Provide a minimum of 600 hours of Recruit Training to all police officers who successfully complete the P.O.S.T. Basic Law Enforcement Training.</b>                             |                        |                           |
| <b>Performance Indicators:</b>                 | <b>FY18<br/>Actual</b>  | <b>FY19<br/>Actual</b> | <b>FY20<br/>Projected</b> |
| Number of officers completing recruit training | 54  | 51                     | 75                        |
| <b>Objective:</b>                              | <b>Arrange for and provide advanced and specialized training for officers.</b>  |                        |                           |
| <b>Performance Indicators:</b>                 | <b>FY18<br/>Actual</b>  | <b>FY19<br/>Actual</b> | <b>FY20<br/>Projected</b> |
| Number of officers attending advanced training | 425   | 566                    | 475                       |

## Motor Transport

**Program Description:**

The Motor Transport Unit maintains an inventory of all police vehicles. This includes patrol cars, motorcycles, the bomb trainer and utility trucks. The Police Department is concerned with prompt and efficient maintenance, by keeping more officers in service and available to respond.

|   |   |               |                  |
|---|---|---------------|------------------|
| <b>Goal</b>                             | <b>To maintain, control and assign all police fleet vehicles in accordance with City policy and guidelines.</b> |               |                  |
| <b>Objective:</b>                       | <b>To provide fleet management services for all marked patrol vehicles.</b>                                     |               |                  |
|   | <b>FY18</b>   | <b>FY19</b>   | <b>FY20</b>      |
| <b>Performance Indicators:</b>          | <b>Actual</b>   | <b>Actual</b> | <b>Projected</b> |
| Number of patrol vehicles maintained    | 343   | 345           | 345              |
| <b>Objective:</b>                       | <b>To provide fleet management for all administrative and detective vehicles.</b>                               |               |                  |
|   | <b>FY18</b>   | <b>FY19</b>   | <b>FY20</b>      |
| <b>Performance Indicators:</b>          | <b>Actual</b>   | <b>Actual</b> | <b>Projected</b> |
| Number of Admin and Detective vehicles  | 153   | 153           | 153              |
| <b>Objective:</b>                       | <b>To provide fleet management for all police motorcycles.</b>  |               |                  |
|   | <b>FY18</b>   | <b>FY19</b>   | <b>FY20</b>      |
| <b>Performance Indicators:</b>          | <b>Actual</b>   | <b>Actual</b> | <b>Projected</b> |
| Number of police motorcycles maintained | 19  | 22            | 22               |
| <b>Objective:</b>                       | <b>To provide fleet management for all Police Department trucks and vans.</b>                                   |               |                  |
|   | <b>FY18</b>   | <b>FY19</b>   | <b>FY20</b>      |
| <b>Performance Indicators:</b>          | <b>Actual</b>   | <b>Actual</b> | <b>Projected</b> |
| Number of trucks and vans maintained    | 16  | 23            | 23               |
| <b>Objective:</b>                       | <b>To provide fleet management services for all police scooters and ATVs.</b>                                   |               |                  |
|   | <b>FY18</b>   | <b>FY19</b>   | <b>FY20</b>      |
| <b>Performance Indicators:</b>          | <b>Actual</b>   | <b>Actual</b> | <b>Projected</b> |
| Number of scooters/ATVs maintained      | 15  | 15            | 15               |



## Investigative Services

### Program Description:

The Bureau of Investigative Services investigates major crimes, monitors gang activities and conducts juvenile activities. The Bureau has specialized units such as the Gang Task Force and Juvenile Division unit, which works with the Muscogee County School District in mentoring and supervising youthful offenders. This Bureau also has utilized the GREAT (Gang Resistance Education and Training) program in the school system to educate teens to the problems of gangs.

|   |   |                        |                           |
|---|---|------------------------|---------------------------|
| <b>Goal</b>                             | <b>Enforce all laws in a professional, fair and equitable manner while protecting the rights of each citizen.</b> |                        |                           |
| <b>Objective:</b>                       | <b>Investigate all homicides.</b>   |                        |                           |
| <b>Performance Indicators:</b>          | <b>FY18<br/>Actual</b>  | <b>FY19<br/>Actual</b> | <b>FY20<br/>Projected</b> |
| Number of homicides investigated        | 43  | 30                     | 38                        |
| <b>Objective:</b>                       | <b>Assign for follow-up all reports which meet the elements of burglary/theft.</b>                                |                        |                           |
| <b>Performance Indicators:</b>          | <b>FY18<br/>Actual</b>  | <b>FY19<br/>Actual</b> | <b>FY20<br/>Projected</b> |
| Number of burglary/theft cases assigned | 1,364   | 1,095                  | 1,240                     |
| <b>Objective:</b>                       | <b>Run background checks on all individuals who pawn firearms.</b>  |                        |                           |
| <b>Performance Indicators:</b>          | <b>FY18<br/>Actual</b>  | <b>FY19<br/>Actual</b> | <b>FY20<br/>Projected</b> |
| Number of weapons pawned                | 3,195   | 3,997                  | 3,100                     |
| <b>Objective:</b>                       | <b>Investigate all incidents involving vehicular theft and related incidents.</b>                                 |                        |                           |
| <b>Performance Indicators:</b>          | <b>FY18<br/>Actual</b>  | <b>FY19<br/>Actual</b> | <b>FY20<br/>Projected</b> |
| Number of assigned vehicle theft cases  | 727   | 798                    | 820                       |
| <b>Objective:</b>                       | <b>Enter all legible fingerprints into AFIS System.</b>   |                        |                           |
| <b>Performance Indicators:</b>          | <b>FY18<br/>Actual</b>  | <b>FY19<br/>Actual</b> | <b>FY20<br/>Projected</b> |
| Number of fingerprint system entries    | 1,348   | 1,721                  | 1,736                     |
| <b>Objective:</b>                       | <b>Conduct four warrant sweeps to reduce the number of outstanding warrants.</b>                                  |                        |                           |
| <b>Performance Indicators:</b>          | <b>FY18<br/>Actual</b>  | <b>FY19<br/>Actual</b> | <b>FY20<br/>Projected</b> |
| Number of warrant sweeps conducted      | 4   | 4                      | 4                         |



## Fire & EMS

### DEPARTMENT MISSION STATEMENT

The mission of this department is to ensure a safe community to work and raise a family, by providing the most efficient response and mitigation of fires, hazardous materials, medical, natural disasters and other emergencies that threaten the welfare of our citizens.

### Expenditures By Division

|                                 | FY17<br>Actual      | FY18<br>Actual      | FY19<br>Actual*     | FY20<br>Adopted     |
|---------------------------------|---------------------|---------------------|---------------------|---------------------|
| 4101000 Chief                   | \$427,666           | \$425,704           | \$428,528           | \$420,945           |
| 4102100 Operations              | \$21,462,740        | \$21,223,834        | \$21,158,285        | \$21,237,900        |
| 4102600 Special Operations      | \$1,069,620         | \$1,089,137         | \$991,272           | \$1,035,049         |
| 4102800 Administrative Services | \$824,844           | \$815,549           | \$814,188           | \$848,063           |
| 4102900 Emergency Management    | \$167,813           | \$175,157           | \$172,769           | \$185,040           |
| 4103610 Logistics & Support     | \$653,024           | \$605,747           | \$593,321           | \$633,454           |
| <b>DEPARTMENT TOTAL</b>         | <b>\$24,605,707</b> | <b>\$24,335,128</b> | <b>\$24,158,363</b> | <b>\$24,360,451</b> |
| <b>% CHANGE</b>                 |                     | <b>-1.10%</b>       | <b>-0.73%</b>       | <b>0.84%</b>        |

\* Unaudited

### Expenditures By Category

|                         | FY17<br>Actual      | FY18<br>Actual      | FY19<br>Actual*     | FY20<br>Adopted     |
|-------------------------|---------------------|---------------------|---------------------|---------------------|
| Personal Services       | \$22,612,803        | \$22,597,769        | \$22,531,488        | \$22,475,505        |
| Operations              | \$1,799,385         | \$1,714,630         | \$1,626,874         | \$1,865,446         |
| <b>OPERATING BUDGET</b> | <b>\$24,412,188</b> | <b>\$24,312,399</b> | <b>\$24,158,363</b> | <b>\$24,340,951</b> |
| Capital Budget          | \$193,519           | \$22,729            | -                   | \$19,500            |
| <b>DEPARTMENT TOTAL</b> | <b>\$24,605,707</b> | <b>\$24,335,128</b> | <b>\$24,158,363</b> | <b>\$24,360,451</b> |
| <b>% CHANGE</b>         |                     | <b>-1.10%</b>       | <b>-0.73%</b>       | <b>0.84%</b>        |

\* Unaudited

**Positions by Division**

|  | <b>FY18<br/>Actual</b> | <b>FY19<br/>Actual</b> | <b>FY20<br/>Adopted</b> |
|--|------------------------|------------------------|-------------------------|
| <b>410-1000 Chief</b>                      | <b>5</b>               | <b>5</b>               | <b>5</b>                |
| Chief of Fire and EMS (Director)           | 1                      | 1                      | 1                       |
| Assistant Fire Chief                       | 1                      | 1                      | 1                       |
| Fire Captain EMT                           | 1                      | 1                      | 1                       |
| Fire Payroll Technician                    | 1                      | 1                      | 1                       |
| Administrative Coordinator                 | 1                      | 1                      | 1                       |
| <b>410-2100 Operations</b>                 | <b>332</b>             | <b>332</b>             | <b>331</b>              |
| Deputy Fire Chief                          | 1                      | 1                      | 1                       |
| Battalion Chief                            | 9                      | 9                      | 9                       |
| Division Chief Health, Safety & Info Sys   | 1                      | 1                      | 1                       |
| Fire Captain Logistics                     | 2                      | 2                      | 2                       |
| EMS Lieutenant                             | 1                      | 1                      | 1                       |
| Fire Captain                               | 23                     | 23                     | 23                      |
| Fire Lieutenant                            | 40                     | 40                     | 40                      |
| Fire Sergeant                              | 62                     | 62                     | 62                      |
| Firefighter/EMT/Fire Medic*                | 191                    | 191                    | 190                     |
| Administrative Secretary                   | 2                      | 2                      | 2                       |
| <b>410-2600 Special Operations</b>         | <b>11</b>              | <b>11</b>              | <b>10</b>               |
| Deputy Fire Chief                          | 1                      | 1                      | 1                       |
| Training Chief                             | 1                      | 1                      | 1                       |
| Fire Captain Training/Paramedic Instructor | 2                      | 2                      | 2                       |
| Lieutenant Training                        | 5                      | 5                      | 5                       |
| Administrative Secretary***                | 2                      | 2                      | 1                       |
| <b>410-2800 Administrative Services</b>    | <b>11</b>              | <b>11</b>              | <b>12</b>               |
| Deputy Fire Chief                          | 1                      | 1                      | 1                       |
| Fire Marshal                               | 1                      | 1                      | 1                       |
| Assistant Fire Marshal                     | 1                      | 1                      | 1                       |
| Lieutenant Fire Inspector**                | 3                      | 3                      | 4                       |
| Lieutenant Investigator                    | 1                      | 1                      | 1                       |
| Fire Sergeant Investigations               | 3                      | 3                      | 3                       |
| Administrative Secretary                   | 1                      | 1                      | 1                       |
| <b>410-2900 Emergency Management</b>       | <b>2</b>               | <b>2</b>               | <b>2</b>                |
| Emergency Management Deputy Director       | 1                      | 1                      | 1                       |
| EMA Planner                                | 1                      | 1                      | 1                       |
| <b>410-3610 Logistics and Support</b>      | <b>3</b>               | <b>3</b>               | <b>3</b>                |
| Support Technician Logistics, Civilian     | 1                      | 1                      | 1                       |
| Lieutenant Logistics                       | 1                      | 1                      | 1                       |
| Firefighter                                | 1                      | 1                      | 1                       |
| <b>TOTAL</b>                               | <b>364</b>             | <b>364</b>             | <b>363</b>              |

\*Fourteen (14) Firefighter/EMT Positions temporarily moved from the General Fund to the Other LOST Fund, a continuation of action originally taken in FY14.

\*\* One (1) Firefighter/EMT (PS14) reclassified to Lieutenant Fire Inspector (PS18) and move to unit 2800, Administrative Services in FY20.

\*\*\* One(1) Administrative Secretary (G10) deleted in FY20.

## Chief of Fire & EMS

**Program Description:**

This division is responsible for the management of personnel and resources to effectively and efficiently accomplish the organizational goals of the Department of Fire and Emergency Medical Services.

### Fire/EMS Operations

**Program Description:**

The Operations Division seeks to provide superior and quality fire protection services to the community. This service is predicated upon saving lives, protecting property, and preserving the environment.

|  |   |                        |                           |
|--|---|------------------------|---------------------------|
| <b>Goal:</b>   | <b>To effectively respond to all emergencies within the appropriate time frames established by the department using established accreditation guidelines.</b>         |                        |                           |
| <b>Objective:</b>                                      | <b>Initial responding fire apparatus to arrive within (6) minutes of dispatch and the initial full alarm assignment to arrive within (8) minutes 90% of the time.</b> |                        |                           |
| <b>Performance Indicators:</b>                         | <b>FY18<br/>Actual</b>  | <b>FY19<br/>Actual</b> | <b>FY20<br/>Projected</b> |
| Percent of calls that are within the designated times. | 95%   | 96%                    | 97%                       |

|  |  |                        |                           |
|--|--|------------------------|---------------------------|
| <b>Goal:</b>   | <b>To provide quality patient care consistent with the established medical treatment protocols approved by the Medical Director.</b>     |                        |                           |
| <b>Objective:</b>  | <b>To limit the number of minor patient care and documentation variances to less than 3% of all calls with zero (0) major variances.</b> |                        |                           |
| <b>Performance Indicators:</b>   | <b>FY18<br/>Actual</b>   | <b>FY19<br/>Actual</b> | <b>FY20<br/>Projected</b> |
| Number of minor patient care and documentation variances less than 3% of all calls | 90%  | 96%                    | 98%                       |

|  |  |                        |                           |
|--|--|------------------------|---------------------------|
| <b>Goal:</b>   | <b>To provide the safest, most efficient and effective emergency services to the citizens of Columbus.</b> |                        |                           |
| <b>Objective:</b>  | <b>Provide required minimum staffing for all units (24 hour shifts, 365 days per year).</b>                |                        |                           |
| <b>Performance Indicators:</b>   | <b>FY18<br/>Actual</b>   | <b>FY19<br/>Actual</b> | <b>FY20<br/>Projected</b> |
| Percent of staffing for all units (24 hour shifts, 365 days per year). | 100%   | 99%                    | 100%                      |

|  |  |                        |                           |
|--|--|------------------------|---------------------------|
| <b>Goal:</b>   | <b>To meet the department's standards of cover and emergency deployment objectives for each type and magnitude of emergency incidents.</b> |                        |                           |
| <b>Objective:</b>  | <b>To respond with the appropriate number of personnel as identified in the departments standards of cover for suppression events.</b>     |                        |                           |
| <b>Performance Indicators:</b>   | <b>FY18<br/>Actual</b>   | <b>FY19<br/>Actual</b> | <b>FY20<br/>Projected</b> |
| Percentage of suppression incidents where the department's approved effective response force was met | <b>100%</b>  | <b>100%</b>            | <b>100%</b>               |

|  |   |                        |                           |
|--|---|------------------------|---------------------------|
| <b>Goal:</b>   | <b>To positively impact the outcome of suppression emergency events by meeting established industry Turn Out Time (TOT) response standards.</b>   |                        |                           |
| <b>Objective:</b>  | <b>To meet the Commission on Fire Accreditation International, DFAI, and National Fire Protection Association , DFPA 1710 TOT benchmark standard on responding the initial fire apparatus' to a fire suppression emergency within 1 minute 20 seconds for 90% of suppression responses.</b> |                        |                           |
| <b>Performance Indicators:</b>   | <b>FY18<br/>Actual</b>  | <b>FY19<br/>Actual</b> | <b>FY20<br/>Projected</b> |
| Percentage of units TOT to a fire suppression emergency within 1 minute 20 seconds 90% of the time | <b>85%</b>  | <b>85%</b>             | <b>90%</b>                |
| <b>Objective:</b>  | <b>To meet the Commission on Fire Accreditation International, CFAI, and National Fire Protection Association , NFPA, 1710 TOT benchmark standard on responding the initial fire apparatus' to a medical alarm within 1 minute 90% of events.</b>   |                        |                           |
| <b>Performance Indicators:</b>   | <b>FY18<br/>Actual</b>  | <b>FY19<br/>Actual</b> | <b>FY20<br/>Projected</b> |
| Percentage of units TOT to a medical ecall within 1 minute 90% of medical responses                | <b>77%</b>  | <b>78%</b>             | <b>90%</b>                |

|  |   |                        |                           |
|--|---|------------------------|---------------------------|
| <b>Goal:</b>   | <b>To enforce the State Minimum Fire Safety Standards and local fire protection requirements.</b>   |                        |                           |
| <b>Objective:</b>  | <b>To conduct annual inspections on buildings identified as Special Hazards. There are approximately 816 of these special hazard buildings.</b> |                        |                           |
| <b>Performance Indicators:</b>                                     | <b>FY18<br/>Actual</b>  | <b>FY19<br/>Actual</b> | <b>FY20<br/>Projected</b> |
| Number of initial inspections completed on Special Hazard buldings | <b>816</b>  | <b>832</b>             | <b>840</b>                |

|   |   |                        |                           |
|---|---|------------------------|---------------------------|
| <b>Goal:</b>  | <b>To reduce the total number of re-inspections conducted due to life safety violations.</b>  |                        |                           |
| <b>Objective:</b>   | <b>To track re-inspections on buildings identified as Special Hazards. There are approximately 816 of these special hazard buildings.</b> |                        |                           |
| <b>Performance Indicators:</b>                                | <b>FY18<br/>Actual</b>  | <b>FY19<br/>Actual</b> | <b>FY20<br/>Projected</b> |
| Number of re-inspections completed on Special Hazard buldings | 275   | 237                    | 237                       |

|   |  |                        |                           |
|---|--|------------------------|---------------------------|
| <b>Goal:</b>  | <b>To provide pro-active approaches to fire and life safety education to reduce injury and the loss of life.</b> |                        |                           |
| <b>Objective:</b>                                       | <b>To track the number of identified target group citizens informed of fire safety awareness.</b>                |                        |                           |
| <b>Performance Indicators:</b>                          | <b>FY18<br/>Actual</b>   | <b>FY19<br/>Actual</b> | <b>FY20<br/>Projected</b> |
| Number of target group citizens informed of fire safety | 52,015   | 51,115                 | 52,000                    |

### **Fire/EMS Special Operations**

**Program Description:**

The Special Operations Division is responsible for the training and oversight of the Special Operation Teams to include Hazardous Materials Response, BioHaz/Weapons of Mass Destruction, High Angle Rope Rescue, Confined Space Rescue, Trench Rescue, Water Rescue and Wilderness Search and Rescue. Additionally, it is also responsible for the provision of high quality Fire and EMS training for all department personnel that meets or exceeds Federal, State and local government standards.

|  |  |                        |                           |
|--|--|------------------------|---------------------------|
| <b>Goal:</b>   | <b>To satisfy annual Insurance Service Office (ISO) categories of training for all 291 field personnel in the department.</b>  |                        |                           |
| <b>Objective:</b>  | <b>Provide annual Hazardous Materials training, night drill exercises, company drill exercises, ISO driver training, Officer Leadership training, and in-house training for each of the field personnel in the department.</b>   |                        |                           |
| <b>Performance Indicators:</b>                                 | <b>FY18<br/>Actual</b>   | <b>FY19<br/>Actual</b> | <b>FY20<br/>Projected</b> |
| Percentage of personnel that completed ISO training objectives | 100%   | 98%                    | 100%                      |
| <b>Objective:</b>  | <b>To provide a schedule and course of study that will enable each certified structural firefighter to meet annual Insurance Services Office (ISO) training. Complete six (6) hours of hazardous materials training for all field personnel in the department January through December annually.</b> |                        |                           |
| <b>Performance Indicators:</b>                                 | <b>FY18<br/>Actual</b>   | <b>FY19<br/>Actual</b> | <b>FY20<br/>Projected</b> |
| Percentage of personnel that completed hours                   | 100%   | 98%                    | 100%                      |

|  |   |                        |                           |
|--|---|------------------------|---------------------------|
| <b>Goal:</b>   | <b>To satisfy Georgia Firefighter Standards &amp; Training annual Firefighter Recertification Training Requirements.</b>  |                        |                           |
| <b>Objective:</b>  | <b>Insure all certified Firefighters in the department meet the State requirements for Firefighter Recertification. Insure all certified firefighters assigned to the department obtain a minimum of 24 hours of approved classroom training between January and December of each year.</b> |                        |                           |
| <b>Performance Indicators:</b>   | <b>FY18<br/>Actual</b>  | <b>FY19<br/>Actual</b> | <b>FY20<br/>Projected</b> |
| Percentage of personnel that complete Georgia Firefighter Standards & Training annual Firefighter Recertification Training Requirements. | <b>100%</b>   | <b>100%</b>            | <b>100%</b>               |
| Percentage of personnel that complete 24 hours of approved classroom training.   | <b>100%</b>   | <b>100%</b>            | <b>100%</b>               |

|  |  |                        |                           |
|--|--|------------------------|---------------------------|
| <b>Goal:</b>   | <b>To provide all members of the Department with an annual medical evaluation.</b>   |                        |                           |
| <b>Objective:</b>  | <b>To provide an annual medical evaluation for department personnel by following the format as listed in NFPA 1582 (7.1.1 and 7.1.2)</b> |                        |                           |
| <b>Performance Indicators:</b>                                     | <b>FY18<br/>Actual</b>   | <b>FY19<br/>Actual</b> | <b>FY20<br/>Projected</b> |
| Percent of all field personnel who receive an annual health screen | <b>100%</b>  | <b>100%</b>            | <b>100%</b>               |

## **Administrative Services**

**Program Description:**

The responsibilities of the administration services division are to provide fair and equitable recruitment,

|  |  |                        |                           |
|--|--|------------------------|---------------------------|
| <b>Goal:</b>                                       | <b>To decrease the probabilities of a fire situation by insuring fire prevention code inspections are conducted on those buildings identified as Special Hazards in the Official Code of Georgia Annotated, Sec.25-2-13.</b> |                        |                           |
| <b>Objective:</b>                                  | <b>To conduct annual fire prevention code inspections on buildings identified as</b>   |                        |                           |
| <b>Performance Indicators:</b>                     | <b>FY18<br/>Actual</b>   | <b>FY19<br/>Actual</b> | <b>FY20<br/>Projected</b> |
| Percent of inspections completed on Special Hazard | 125%   | 100%                   | 100%                      |

|  |  |                        |                           |
|--|--|------------------------|---------------------------|
| <b>Goal:</b>                                   | <b>To ensure continuous customer satisfaction with Fire Prevention's response time to inquiries, requests, and complaints.</b> |                        |                           |
| <b>Objective:</b>                              | <b>To respond to inquiries, requests and/or complaints within one working day.</b>   |                        |                           |
| <b>Performance Indicators:</b>                 | <b>FY18<br/>Actual</b>   | <b>FY19<br/>Actual</b> | <b>FY20<br/>Projected</b> |
| Percent of inquiries, requests, and complaints | 100%   | 100%                   | 100%                      |

## Emergency Management

### Program Description:

The Columbus Emergency Management program is responsible for the planning and coordination of the Government's efforts to mitigate against, prepare for, respond to and recover from major emergencies. Readiness requires continuous planning, coordinating, exercising plans, training response personnel and maintaining equipment and facilities ensuring a reliable, immediate response during emergency situations. During a major emergency, the Emergency Operations Center must be capable of selectively activating to perform the necessary command control and coordination functions. The readiness posture and capability of Emergency Management must be maintained at a level to respond rapidly and efficiently to emergencies. Public awareness and knowledge of emergency conditions and procedures are critical to public safety.

|                   |  |
|-------------------|--|
| <b>Goal:</b>      | <b>To provide public safety/non-public safety response personnel and agencies and outside support agencies the opportunity to test their response policies and protocols through realistic exercises and drills.</b> |
| <b>Objective:</b> | <b>To conceive, design, and conduct a sufficient number of tabletop, functional, and full scale exercise within this jurisdiction.</b>   |



|   | FY18          | FY19          | FY20             |
|---|---------------|---------------|------------------|
| <b>Performance Indicators:</b>            | <b>Actual</b> | <b>Actual</b> | <b>Projected</b> |
| Percent of Full Scale exercises completed | 100%          | 100%          | 100%             |
| Percent of Functional exercises completed | 100%          | 100%          | 100%             |
| Percent of Tabletop exercises completed   | 100%          | 100%          | 100%             |

**Goal:** To maintain efficient and effective planning, preparation, response and  
**Objective:** To review/revise, author, produce, publish and distribute all plans required by

|  | FY18          | FY19          | FY20             |
|--|---------------|---------------|------------------|
| <b>Performance Indicators:</b>                 | <b>Actual</b> | <b>Actual</b> | <b>Projected</b> |
| Rewrite Local Emergency Operations Plan        | Yes           | Yes           | Yes              |
| Publish Donated Goods and Volunteer Management | Yes           | Yes           | Yes              |
| Review County/Region Mass Casualty Plan        | Yes           | Yes           | Yes              |

**Goal:** To upgrade and enhance the technological capabilities of the City's Emergency  
**Operations Center.**

**Objective:** To ensure that the Emergency Operations Center is adequately equipped to

|   | FY18          | FY19          | FY20             |
|---|---------------|---------------|------------------|
| <b>Performance Indicators:</b>                  | <b>Actual</b> | <b>Actual</b> | <b>Projected</b> |
| Replace two (2) computer in EOC                 | N/A           | 0%            | 100%             |
| Emergency Management and Tracking System        | N/A           | 50%           | 100%             |
| Real time video feed capability from the mobile | N/A           | 0%            | 100%             |

## Logistics Support

### Program Description:

To maintain all fire department buildings, vehicles and equipment according to federal, state, local and industry codes. Additionally, the division manages fixed assets, maintenance records, and both expendable and non-expendable supplies and equipment.

**Goal:** To ensure the Department of Fire and Emergency Medical Services meets or exceed all regulatory requirements regarding personal protective equipment.

**Objective:** To ensure each firefighter's personal protective equipment has met and continues to meet all applicable standards.

|   | FY18          | FY19          | FY20             |
|---|---------------|---------------|------------------|
| <b>Performance Indicators:</b>              | <b>Actual</b> | <b>Actual</b> | <b>Projected</b> |
| Percentage of Personal Protective Equipment | 100%          | 100%          | 100%             |

**Goal:** To ensure the Department of Fire and Emergency Medical Services personal  
**protective equipment is washed and inspected biannually.**

**Objective:** To ensure each firefighter's personal protective equipment (PPE) is washed  
**and inspected biannually.**

|   | <b>FY18</b>   | <b>FY19</b>   | <b>FY20</b>      |
|---|---------------|---------------|------------------|
| <b>Performance Indicators:</b>              | <b>Actual</b> | <b>Actual</b> | <b>Projected</b> |
| Percentage of Personal Protective Equipment | <b>100%</b>   | <b>100%</b>   | <b>100%</b>      |

| <b>Goal:</b>                              | <b>To complete SCBA Fit testing for all emergency response personnel.</b>        |               |                  |
|---|--|---------------|------------------|
| <b>Objective:</b>                         | <b>To ensure all emergency response personnel have been fit tested annually.</b> |               |                  |
|   | <b>FY18</b>  | <b>FY19</b>   | <b>FY20</b>      |
| <b>Performance Indicators:</b>            | <b>Actual</b>  | <b>Actual</b> | <b>Projected</b> |
| Percent of fit test complete each quarter | <b>100%</b>  | <b>100%</b>   | <b>100%</b>      |

| <b>Goal:</b>                    | <b>Track and identify mechanisms of injury in workers compensation injuries.</b>    |               |                  |
|---------------------------------|---|---------------|------------------|
| <b>Objective:</b>               | <b>To use workers compensation injury data to help identify solutions to reduce</b> |               |                  |
|                                 | <b>FY18</b>   | <b>FY19</b>   | <b>FY20</b>      |
| <b>Performance Indicators:</b>  | <b>Actual</b>   | <b>Actual</b> | <b>Projected</b> |
| Number of injuries each quarter | <b>54</b>   | <b>36</b>     | <b>30</b>        |



## Muscogee County Prison (MCP)

### DEPARTMENT MISSION STATEMENT

As a work prison, the mission is three-fold: To protect the public through effective control and custody of inmates, provide effective methods of self-improvement for inmates, and provide a safe and professional work environment for our staff.

#### Expenditures By Division

|                                   | FY17<br>Actual     | FY18<br>Actual     | FY19<br>Actual*    | FY20<br>Adopted    |
|-----------------------------------|--------------------|--------------------|--------------------|--------------------|
| Muscogee County<br>4201000 Prison | \$7,667,192        | \$7,792,730        | \$7,984,591        | \$7,887,536        |
| <b>DEPARTMENT TOTAL</b>           | <b>\$7,667,192</b> | <b>\$7,792,730</b> | <b>\$7,984,591</b> | <b>\$7,887,536</b> |
| <b>% CHANGE</b>                   |                    | <b>1.64%</b>       | <b>2.46%</b>       | <b>-1.22%</b>      |

*\*Unaudited*

#### Expenditures By Category

|                         | FY17<br>Actual     | FY18<br>Actual     | FY19<br>Actual*    | FY20<br>Adopted    |
|-------------------------|--------------------|--------------------|--------------------|--------------------|
| Personal Services       | \$5,616,226        | \$5,594,616        | \$5,709,662        | \$5,566,391        |
| Operations              | \$2,049,966        | \$2,198,114        | \$2,274,929        | \$2,321,145        |
| <b>OPERATING BUDGET</b> | <b>\$7,666,192</b> | <b>\$7,792,730</b> | <b>\$7,984,591</b> | <b>\$7,887,536</b> |
| Capital Budget          | \$1,000            | -                  | -                  | -                  |
| <b>DEPARTMENT TOTAL</b> | <b>\$7,667,192</b> | <b>\$7,792,730</b> | <b>\$7,984,591</b> | <b>\$7,887,536</b> |
| <b>% CHANGE</b>         |                    | <b>1.64%</b>       | <b>2.46%</b>       | <b>-1.22%</b>      |

*\*Unaudited*

**Positions by Division**

|  | <b>FY18<br/>Actual</b> | <b>FY19<br/>Actual</b> | <b>FY20<br/>Adopted</b> |
|--|------------------------|------------------------|-------------------------|
| <b>420-1000 Muscogee County Prison</b>     | <b>111/80</b>          | <b>112/80</b>          | <b>112/80</b>           |
| Accounting Clerk                           | 1                      | 1                      | 1                       |
| Accounting Technician*                     | 1                      | 0                      | 0                       |
| Administrative Clerk I                     | 1                      | 1                      | 1                       |
| Administrative Coordinator                 | 1                      | 1                      | 1                       |
| Correctional Counselor                     | 0                      | 0                      | 0                       |
| Correctional Officer**                     | 38                     | 40                     | 40                      |
| Correctional Lieutenants                   | 3                      | 3                      | 3                       |
| Correctional Sergeant                      | 5                      | 5                      | 5                       |
| Corrections Technician                     | 14                     | 14                     | 14                      |
| Deputy Warden                              | 2                      | 2                      | 2                       |
| Inmate Labor                               | 80                     | 80                     | 80                      |
| Senior Correctional Counselor              | 3                      | 3                      | 3                       |
| Senior Correctional Officer                | 41                     | 41                     | 41                      |
| Warden                                     | 1                      | 1                      | 1                       |
| <b>Total Full Time/Part Time Positions</b> | <b>111/80</b>          | <b>112/80</b>          | <b>112/80</b>           |

\* One (1) Accounting Technician deleted in FY19.

\*\*\*Two (2) Correctional Officer (PS12) added in FY19.

## Muscogee County Prison

### Program Description:

The Muscogee County Prison (MCP) operates according to Georgia law, rules, and regulations of the State Board of Corrections, and the City Council. It is the responsibility of the warden to assume custody of assigned inmates under the jurisdiction of the State Board of Corrections. The warden and his personnel are charged with the responsibility of safe and secure custody, exercise service, recreation, visitation, education, and religious programs for assigned inmates.

As a work prison, MCP provides a cost-effective, inmate labor force. Inmates assigned to MCP are used to supplement the city's work force in the operation of the institution, maintenance of public roads, public services (including sanitation) and other functions of the city government.

|  |  |               |                  |
|--|--|---------------|------------------|
| <b>Goal:</b>   | <b>To provide public safety through hypervigilance within the facility.</b>  |               |                  |
| <b>Objective:</b>                                      | <b>To monitor and maintain safe operations for public protection through hourly inspections &amp; documentation.</b> |               |                  |
|  | <b>FY18</b>  | <b>FY19</b>   | <b>FY20</b>      |
| <b>Performance Indicators:</b>                         | <b>Actual</b>  | <b>Actual</b> | <b>Projected</b> |
| Percentage of daily inspections and reports completed. | <b>100%</b>  | <b>100%</b>   | <b>100%</b>      |
| Number of daily inspections and reports completed      | <b>1,800</b>   | <b>1,800</b>  | <b>1,800</b>     |

|  |  |               |                  |
|--|--|---------------|------------------|
| <b>Goal:</b>                                     | <b>To provide public safety through hypervigilance through effective supervision and accountability of inmate movement and work details for the betterment of our community.</b> |               |                  |
| <b>Objective:</b>                                | <b>To achieve maximum control for public protection.</b>   |               |                  |
|  | <b>FY18</b>  | <b>FY19</b>   | <b>FY20</b>      |
| <b>Performance Indicators:</b>                   | <b>Actual</b>  | <b>Actual</b> | <b>Projected</b> |
| Percentage of Inmate head counts conducted.      | <b>100%</b>  | <b>100%</b>   | <b>100%</b>      |
| Number of Inmate head counts (outside facility). | <b>1,125</b>   | <b>2,190</b>  | <b>2,381</b>     |
| Number of Inmate head counts (inside facility).  | <b>2,900</b>   | <b>3,285</b>  | <b>3,500</b>     |

|                   |  |
|-------------------|--|
| <b>Goal:</b>      | <b>To provide public safety through hypervigilance within the facility. To strive to uphold the public's trust by being honest, competent and consistent in beliefs and actions. To be accountable to the highest standards of moral and ethical conduct.</b>  |
| <b>Objective:</b> | <b>To deliver the 'best in class' service and promote and reward excellence as demonstrated by employees. To improve safe operations for public safety through the re-emergence of the CERT team to provide an aggressive deterrent and a show of force within the community. To be proactive and to provide the most effective and efficient service to CCG staff and the citizens of Columbus.</b> |

| <b>Performance Indicators:</b>  | <b>FY18<br/>Actual</b> | <b>FY19<br/>Actual</b> | <b>FY20<br/>Projected</b> |
|---|------------------------|------------------------|---------------------------|
| Number of responses to incidents, accidents, involving officers or inmates while on outside detail. | <b>158</b>             | <b>145</b>             | <b>130</b>                |
| Number of deterred incidents of contraband obtained by the inmates.                                 | <b>55</b>              | <b>51</b>              | <b>45</b>                 |
| Number of detail checks.  | <b>558</b>             | <b>409</b>             | <b>500</b>                |



## Homeland Security

### **DEPARTMENT MISSION STATEMENT**

The mission of the Columbus Department of Homeland Security is to serve and protect the citizens of Columbus-Muscogee County and the surrounding areas by providing and coordinating resources, expertise, and advocacy involving individuals and agencies, both public and private, through a comprehensive risk-based homeland security and emergency management program in order to plan for, detect, prevent, protect, respond, mitigate, and recover from disasters or incidents caused by terrorism, criminal actions or other man-made or natural causes.

### **Expenditures By Division**

|                           | FY17<br>Actual  | FY18<br>Actual | FY19<br>Actual* | FY20<br>Adopted |
|---------------------------|-----------------|----------------|-----------------|-----------------|
| 4501000 Homeland Security | \$14,751        | \$9,619        | \$10,688        | \$18,322        |
| <b>DEPARTMENT TOTAL</b>   | <b>\$14,751</b> | <b>\$9,619</b> | <b>\$10,688</b> | <b>\$18,322</b> |
| <b>% CHANGE</b>           |                 | <b>-34.79%</b> | <b>11.12%</b>   | <b>71.42%</b>   |

*\*Unaudited*

### **Expenditures By Category**

|                         | FY17<br>Actual  | FY18<br>Actual | FY19<br>Actual* | FY20<br>Adopted |
|-------------------------|-----------------|----------------|-----------------|-----------------|
| Personal Services       | -               | -              | -               | -               |
| Operations              | \$14,751        | \$9,619        | \$10,688        | \$18,322        |
| <b>OPERATING BUDGET</b> | <b>\$14,751</b> | <b>\$9,619</b> | <b>\$10,688</b> | <b>\$18,322</b> |
| Capital Budget          | -               | -              | -               | -               |
| <b>DEPARTMENT TOTAL</b> | <b>\$14,751</b> | <b>\$9,619</b> | <b>\$10,688</b> | <b>\$18,322</b> |
| <b>% CHANGE</b>         |                 | <b>-34.79%</b> | <b>11.12%</b>   | <b>71.42%</b>   |

*\*Unaudited*

## Homeland Security

### Program Description

To provide guidance, direction and coordination in mobilizing, organizing, and preparing the City of Columbus for acts of terrorism and man-made or natural disasters. The Columbus Office of Homeland Security shall develop and coordinate the implementation of a comprehensive local strategy and shall perform the functions necessary to carry out that mission under the guidance of the Public Safety Director.

|   |   |                        |                           |
|---|---|------------------------|---------------------------|
| <b>Goal:</b>                            | <b>To prevent terrorist activity.</b>   |                        |                           |
| <b>Objective:</b>                       | <b>To analyze intelligence, provide countermeasures and deterrence operations, provide heightened inspections, improve surveillance and security operations, provide investigations, public health and agricultural surveillance, provide interdiction and apprehension, improve disrupting illegal activity.</b> |                        |                           |
| <b>Performance Indicators:</b>          | <b>FY18<br/>Actual</b>  | <b>FY19<br/>Actual</b> | <b>FY20<br/>Projected</b> |
| Number of possible terrorist activities | 11  | 15                     | 15                        |

|  |  |                        |                           |
|--|--|------------------------|---------------------------|
| <b>Goal:</b>                           | <b>Protect critical infrastructures and key resources.</b>   |                        |                           |
| <b>Objective:</b>                      | <b>To insure continuity of government and operations planning. Increase the awareness and understanding of threats and vulnerabilities to critical facilities. Improve sector-specific protection practices. Improve voluntary security and related information sharing.</b> |                        |                           |
| <b>Performance Indicators:</b>         | <b>FY18<br/>Actual</b>   | <b>FY19<br/>Actual</b> | <b>FY20<br/>Projected</b> |
| Number of threat assessments completed | 7  | 10                     | 12                        |

|                                      |  |                        |                           |
|--------------------------------------|--|------------------------|---------------------------|
| <b>Goal:</b>                         | <b>To respond to direct effects of an incident.</b>  |                        |                           |
| <b>Objective:</b>                    | <b>To insure immediate actions to save lives and protect property. Meet basic human needs. Execution of emergency operation plans. Mitigate activities. Apply intelligence and increase security operations. To continue investigations and assist with law enforcement operations. To disrupt illegal activity. To attend training programs completed to ensure that emergency services are able to respond as necessary to meet the needs of the public.</b> |                        |                           |
| <b>Performance Indicators:</b>       | <b>FY18<br/>Actual</b>   | <b>FY19<br/>Actual</b> | <b>FY20<br/>Projected</b> |
| Number of training programs attended | 21   | 25                     | 30                        |





## Superior Court

### DEPARTMENT MISSION STATEMENT

The Council and Clerk of Council's Office are responsible for facilitating the activities of the Columbus Council by providing administrative and public policy assistance, managing official records and documents and assisting various boards, authorities, and commissions.

### Expenditures by Division

|                                      | FY17<br>Actual     | FY18<br>Actual     | FY19<br>Actual*    | FY20<br>Adopted    |
|--------------------------------------|--------------------|--------------------|--------------------|--------------------|
| 5001000 Chief Judge - Superior Court | \$302,203          | \$295,331          | \$309,463          | \$312,934          |
| 5002000 District Attorney            | \$2,211,792        | \$2,170,291        | \$2,225,181        | \$2,367,997        |
| 5002100 Adult Probation              | \$118,945          | \$110,345          | -                  | -                  |
| 5002110 Juvenile Court               | \$614,006          | \$620,146          | \$655,693          | \$680,390          |
| 5002125 Circuit Wide Jury Court      | \$286,300          | \$292,093          | \$334,433          | \$336,704          |
| 5002140 Jury Manager                 | \$466,443          | \$442,077          | \$539,605          | \$494,767          |
| 5002150 Judge Mullins                | \$203,734          | \$198,460          | \$209,163          | \$214,944          |
| 5002160 Judge Rumer                  | \$146,623          | \$140,459          | \$150,801          | \$157,828          |
| 5002170 Judge Smith                  | \$148,770          | \$145,104          | \$153,549          | \$154,960          |
| 5002180 Judge Peters                 | \$152,859          | \$143,244          | \$153,212          | \$160,416          |
| 5002190 Judge Land                   | \$200,807          | \$214,494          | \$167,598          | \$143,057          |
| 5002195 Judge Gottfried              | \$135,338          | \$136,271          | \$180,784          | \$218,688          |
| 5002200 Victim/Witness               | \$168,394          | \$173,562          | \$185,435          | \$189,351          |
| 5003000 Superior Court Clerk         | \$1,938,629        | \$1,897,056        | \$1,978,828        | \$1,997,127        |
| 5003310 Board of Equalization        | \$80,813           | \$78,734           | \$80,139           | \$99,633           |
| <b>DEPARTMENT TOTAL</b>              | <b>\$7,175,656</b> | <b>\$7,057,667</b> | <b>\$7,323,884</b> | <b>\$7,528,796</b> |
| <b>% CHANGE</b>                      |                    | <b>-1.64%</b>      | <b>3.77%</b>       | <b>2.80%</b>       |

\*Unaudited

### Expenditures by Category

|                         | FY17<br>Actual     | FY18<br>Actual     | FY19<br>Actual*    | FY20<br>Adopted    |
|-------------------------|--------------------|--------------------|--------------------|--------------------|
| Personal Services       | \$6,279,213        | \$6,160,292        | \$6,352,636        | \$6,531,159        |
| Operations              | \$883,740          | \$894,896          | \$971,249          | \$997,637          |
| <b>OPERATING BUDGET</b> | <b>\$7,162,953</b> | <b>\$7,055,188</b> | <b>\$7,323,884</b> | <b>\$7,528,796</b> |
| Capital Budget          | \$12,704           | \$2,479            | -                  | -                  |
| <b>DEPARTMENT TOTAL</b> | <b>\$7,175,656</b> | <b>\$7,057,667</b> | <b>\$7,323,884</b> | <b>\$7,528,796</b> |
| <b>% CHANGE</b>         |                    | <b>-1.64%</b>      | <b>3.77%</b>       | <b>2.80%</b>       |

\*Unaudited

**Positions by Division**

|  |              | <b>FY18<br/>Actual</b> | <b>FY19<br/>Actual</b> | <b>FY20<br/>Adopted</b> |
|--|--------------|------------------------|------------------------|-------------------------|
| <b>500-1000 Superior Court Judges</b>            | <b>FT/PT</b> | <b>17/6</b>            | <b>17/6</b>            | <b>17/6</b>             |
| Case Manager                                     |              | 1                      | 1                      | 1                       |
| Chief Judge Superior Court                       |              | 1                      | 1                      | 1                       |
| Court Reporters                                  |              | 7                      | 7                      | 7                       |
| Judge Superior Court                             |              | 6                      | 6                      | 6                       |
| Law Clerk  |              | 2                      | 2                      | 2                       |
| Secretary (PT Supplement)                        |              | 1                      | 1                      | 1                       |
| Senior Judge Superior Court                      |              | 4                      | 4                      | 4                       |
| Superior Court Coordinator (Seasonal Supplement) |              | 1                      | 1                      | 1                       |
| <b>500-2000 District Attorney</b>                | <b>FT/PT</b> | <b>33/0</b>            | <b>34/0</b>            | <b>34/2</b>             |
| Administrative Assistant*****                    |              | 1                      | 1                      | 0                       |
| Administrative Operations Manager*****           |              | 0                      | 0                      | 1                       |
| Assistant District Attorney I/II/III**           |              | 11                     | 11                     | 11                      |
| Chief Assistant District Attorney                |              | 1                      | 1                      | 1                       |
| Deputy Assistant District Attorney               |              | 2                      | 2                      | 2                       |
| District Attorney                                |              | 1                      | 1                      | 1                       |
| Investigator - District Attorney**               |              | 8                      | 9                      | 9                       |
| Investigator Supervisor - DA                     |              | 1                      | 1                      | 1                       |
| Legal Administrative Clerk                       |              | 7                      | 7                      | 7                       |
| Legal Administrative Clerk (PT)*****             |              | 0                      | 0                      | 2                       |
| Paralegal  |              | 1                      | 1                      | 1                       |
| <b>500-2100 Adult Probation</b>                  | <b>FT/PT</b> | <b>2/1</b>             | <b>0/0</b>             | <b>0/0</b>              |
| Accounting Clerk***                              |              | 2                      | 0                      | 0                       |
| Accounting Clerk (PT)****                        |              | 1                      | 0                      | 0                       |
| <b>500-2110 Juvenile Court</b>                   | <b>FT/PT</b> | <b>11/0</b>            | <b>11/0</b>            | <b>11/0</b>             |
| Administrative Secretary                         |              | 1                      | 1                      | 1                       |
| Case Manager                                     |              | 2                      | 2                      | 2                       |
| Custody Investigator*****                        |              | 3                      | 3                      | 2                       |
| Custody Investigator/Judicial Review Coordinator |              | 1                      | 1                      | 1                       |
| Deputy Clerk II                                  |              | 2                      | 2                      | 2                       |
| Juvenile Court Coordinator*                      |              | 1                      | 1                      | 1                       |
| Juvenile Court Director                          |              | 1                      | 1                      | 1                       |
| Juvenile Court Director Assistant*****           |              | 0                      | 0                      | 1                       |
| <b>500-2125 Circuit Wide Juv Court</b>           | <b>FT/PT</b> | <b>3/0</b>             | <b>3/0</b>             | <b>3/0</b>              |
| Judge Juvenile Court Circuit Wide                |              | 2                      | 2                      | 2                       |
| Presiding Judge Juvenile Court Circuit Wide      |              | 1                      | 1                      | 1                       |
| <b>500-2140 Jury Manager</b>                     | <b>FT/PT</b> | <b>2/1</b>             | <b>2/1</b>             | <b>2/1</b>              |
| Admin Clerk I (PT)                               |              | 1                      | 1                      | 1                       |
| Deputy Clerk II                                  |              | 1                      | 1                      | 1                       |
| Jury Manager                                     |              | 1                      | 1                      | 1                       |

**Positions by Division**

|  |              | <b>FY18<br/>Actual</b> | <b>FY19<br/>Actual</b> | <b>FY20<br/>Adopted</b> |
|--|--------------|------------------------|------------------------|-------------------------|
| <b>500-2200 Victim/Witness Asst Prog</b>             | <b>FT/PT</b> | <b>3/0</b>             | <b>3/0</b>             | <b>3/0</b>              |
| Victim Advocate                                      |              | 2                      | 2                      | 2                       |
| Victim/Witness Program Administrator                 |              | 1                      | 1                      | 1                       |
| <b>500-3000 Clerk of Superior Court</b>              | <b>FT/PT</b> | <b>35/2</b>            | <b>37/2</b>            | <b>36/4</b>             |
| Assistant Chief Deputy Clerk                         |              | 3                      | 3                      | 3                       |
| Chief Deputy Clerk                                   |              | 1                      | 1                      | 1                       |
| Clerk of Superior Court                              |              | 1                      | 1                      | 1                       |
| Deputy Clerk I*****                                  |              | 2                      | 4                      | 3                       |
| Deputy Clerk I (PT)*****                             |              | 0                      | 0                      | 2                       |
| Deputy Clerk II                                      |              | 21                     | 21                     | 21                      |
| Deputy Clerk II (PT)                                 |              | 2                      | 2                      | 2                       |
| Senior Deputy Clerk****                              |              | 7                      | 7                      | 7                       |
| <b>500-3310 Board of Equalization</b>                | <b>FT/PT</b> | <b>1/0</b>             | <b>1/0</b>             | <b>1/0</b>              |
| Board of Equalization Administrator                  |              | 1                      | 1                      | 1                       |
| <b>Total Full Time/Part Time/Temporary Positions</b> |              | <b>107/10</b>          | <b>108/9</b>           | <b>107/13</b>           |

\* One (1) Juvenile Court Coordinator position has been unfunded since FY16.

\*\*One (1) Assistant District Attorney (G22) and one (1) Investigator I (G16) added in FY18.

\*\*One (1) Assistant District Attorney (G22) added in FY19, effective 12/29/18.

\*\*\*Two (2) Accounting Clerk (G10) reclassified to Deputy Clerk I (G10) and relocated to Clerk of Superior Court in FY19.

\*\*\*\*One (1) Accounting Clerk -PT (G10) deleted in FY19.

\*\*\*\*\*Two (2) Senior Deputy Clerk (G14A) positions reclassified to (G14C) in FY19.

\*\*\*\*\*Effective January 1, 2019, annual supplements for the Superior Court Judges of the Chattahoochee Judicial Circuit will increase by \$500.

\*\*\*\*\*Effective July 1, 2018, an annual supplement in the amount of \$5,000 is hereby adopted for the Judicial Assistants of the Superior Court Judges of the Chattahoochee Judicial Circuit.

\*\*\*\*\* Two (2) Legal Administrative Clerks (G11) added in FY20.

\*\*\*\*\* One (1) Administrative Assistant (G12P) reclassified to Administrative Operations Manager (G18C), one (1) Custody Investigator (G13J) reclassified to Juvenile Court Director Assistant (G16G), and one (1) Deputy Clerk I (FT) (G10) reclassified to two (2) Deputy Clerk I (G10) PT in FY20.

## Chief Judge - Superior Court

**Program Description:**

The Superior Courts are presided over by seven judges, elected by the voters of the six counties making up the Chattahoochee Judicial Circuit. These counties are Muscogee, Chattahoochee, Harris, Marion, Talbot, and Taylor. Sessions of the court, both civil and criminal, are held in the county courthouse of each county. Felony cases, divorce/alimony, child custody, equity cases, and cases involving land titles must be tried in the Superior Court. The Superior Court has concurrent jurisdiction with the other courts to try other civil cases and misdemeanor criminal cases. In addition, this court determines appeals from the Probate Court, and in certain instances, from the Juvenile and Municipal Court.

## District Attorney

**Program Description:**

The District Attorney is elected for a four-year term and is the prosecuting attorney for the Superior Courts in the Chattahoochee Judicial Circuit. The duties of this office are by statute and include the prosecution of criminal cases in Superior Court. The District attorney and his staff prosecute a broad range of felony criminal cases, in the Superior and Juvenile courts, representing the State of Georgia.

|                                |   |                        |                           |
|--------------------------------|---|------------------------|---------------------------|
| <b>Goal:</b>                   | <b>To prosecute cases and charges presented from all sources.</b>                           |                        |                           |
| <b>Objective:</b>              | <b>To keep an accounting of cases and charges presented for prosecution.</b>                |                        |                           |
| <b>Performance Indicators:</b> | <b>FY18<br/>Actual</b>  | <b>FY19<br/>Actual</b> | <b>FY20<br/>Projected</b> |
| Total cases bound over         | 3,838   | 3,384                  | 3,500                     |
| Total charges bound over       | 9,726   | 10,253                 | 10,000                    |
| <b>Goal:</b>                   | <b>To efficiently and aggressively dispose of all cases and charges in a timely manner.</b> |                        |                           |
| <b>Objective:</b>              | <b>Keep an accounting of dispositions of cases and charges.</b>                             |                        |                           |
| <b>Performance Indicators:</b> | <b>FY18<br/>Actual</b>  | <b>FY19<br/>Actual</b> | <b>FY20<br/>Projected</b> |
| Total cases disposed           | 3,900   | 3,174                  | 3,000                     |
| Total charges disposed         | 6,617   | 5,523                  | 5,000                     |

|                                |   |                        |                           |
|--------------------------------|---|------------------------|---------------------------|
| <b>Goal:</b>                   | <b>Successfully condemn assets of criminal defendants through civil forfeiture.</b> |                        |                           |
| <b>Objective:</b>              | <b>Cause the forfeiture of assets gained through criminal activity.</b>             |                        |                           |
| <b>Performance Indicators:</b> | <b>FY18<br/>Actual</b>  | <b>FY19<br/>Actual</b> | <b>FY20<br/>Projected</b> |
| Forfeitures filed              | 89  | 106                    | 100                       |
| Forfeitures closed             | 49  | 73                     | 75                        |
| Cases pending forfeiture       | 134   | 167                    | 160                       |

|   |  |                        |                           |
|---|--|------------------------|---------------------------|
| <b>Goal:</b>  | <b>To successfully prosecute cases in the Superior and Juvenile Courts as well as the Accountability Courts.</b>   |                        |                           |
| <b>Objective:</b>   | <b>Attend preliminary hearings, present cases to the Grand Jury, attend all Superior Court calendars, trials and hearings, all Accountability Court sessions, and prosecute cases in Juvenile Court.</b> |                        |                           |
| <b>Performance Indicators:</b>                                  | <b>FY18<br/>Actual</b>   | <b>FY19<br/>Actual</b> | <b>FY20<br/>Projected</b> |
| Recorder's Court Sessions attended                              | 624  | 624                    | 624                       |
| Grand Jury Sessions   | 52   | 52                     | 52                        |
| Juvenile Court hearing days                                     | 300  | 300                    | 300                       |
| Superior Court/Accountability Courts calendars and arraignments | 675  | 675                    | 500                       |

|   |   |                        |                           |
|---|---|------------------------|---------------------------|
| <b>Goal:</b>                                | <b>Prepare case files for criminal cases in Superior and Juvenile Courts &amp; Civil Asset Forfeitures.</b> |                        |                           |
| <b>Objective:</b>                           | <b>Accurately account for all cases from all sources.</b>   |                        |                           |
| <b>Performance Indicators:</b>              | <b>FY18<br/>Actual</b>  | <b>FY19<br/>Actual</b> | <b>FY20<br/>Projected</b> |
| Defendants/Juveniles bound over or received | 2,266   | 2,156                  | 2,100                     |
| Cases bound over or received                | 3,272   | 3,450                  | 3,000                     |

## Juvenile Court

### Program Description:

The Juvenile Court has jurisdiction over cases involving children under the age of 17 who are alleged to be unruly, delinquent, deprived, in need of treatment (i.e., mentally, emotionally ill, or mentally retarded), or who are alleged to have committed a traffic offense. The judge, who is appointed by the Superior Court judges for a term of four years, presides over these cases as well as contested divorce custody cases transferred to the Juvenile Court by the Superior Court Judges. In FY03, a Circuit-wide Juvenile Court was established per GA 15-11-18. This includes one full-time judge and 2 part-time judges who hold preliminary/detention, shelter, and traffic hearings, assess and sign bonds, warrants and other legal documents. The support staff ensures that all cases have been properly handled by conferring with attorneys, and other professionals.

The Georgia Department of Children and Youth Services provides intake and probation officers for the court. The Intake Department is located in the Juvenile Court facility. A Protective Services Coordinator is provided by the Georgia Department of Human Resources with courtesy supervision provided by the court coordinator.

## Juvenile Court Clerk

### Program Description:

The Juvenile Court has jurisdiction over cases involving children under the age of 17 who are alleged to be unruly, delinquent, deprived, in need of treatment (i.e. mentally or emotionally ill and mentally retarded), or who are alleged to have committed a traffic offense.

## Jury Manager

### Program Description:

It is the responsibility of the Jury Manager to furnish jurors to all nine trial Courts, including grand jurors. This responsibility necessitates accompanying duties such as subpoenas, payroll, deferment, orientation and oath of jurors. The effective utilization of the services of jurors is more economical for the taxpayer and more efficient for the Courts.

## Victim/Witness Assistance Program

### Program Description:

The Victim Witness Assistance Program (VWAP) works directly with the District Attorney's Office and is responsible for helping the victims, families, and witnesses through the criminal justice system. The program informs families of the status of criminal prosecutions and helps the District Attorney's Office track the vital witnesses for their cases.

|                                |  |               |                  |
|--------------------------------|--|---------------|------------------|
| <b>Goal:</b>                   | <b>To identify and assist victims and witnesses in their time of need.</b>   |               |                  |
| <b>Objective:</b>              | <b>Send out victim packages, victim notification: Make telephone calls to gather information on victims and witnesses, inform them of upcoming court date and offer support. Enter data into Tracker for accurate documentation and reference.</b> |               |                  |
|                                | <b>FY18</b>  | <b>FY19</b>   | <b>FY20</b>      |
| <b>Performance Indicators:</b> | <b>Actual</b>  | <b>Actual</b> | <b>Projected</b> |
| Services Performed             | 101,766  | 89,683        | 96,000           |

|   |  |               |                  |
|---|--|---------------|------------------|
| <b>Goal:</b>                                      | <b>To attend all court sessions</b>  |               |                  |
| <b>Objective:</b>                                 | <b>To support victims and witnesses in all six (6) counties throughout the Chattahoochee Judicial Circuit.</b> |               |                  |
|   | <b>FY18</b>  | <b>FY19</b>   | <b>FY20</b>      |
| <b>Performance Indicators:</b>                    | <b>Actual</b>  | <b>Actual</b> | <b>Projected</b> |
| Chattahoochee Judicial Circuit New Victims Served | 1,191  | 5,014         | 5,400            |

|                                |   |               |                  |
|--------------------------------|---|---------------|------------------|
| <b>Goal:</b>                   | <b>To assist victims with debts incurred as a result of violent crime and to encourage victims to participate in the Criminal Justice System.</b>                             |               |                  |
| <b>Objective:</b>              | <b>Compensation is available for medical and dental expenses, as well as mental health counseling expenses, funeral expenses, economic support, and crime scene clean up.</b> |               |                  |
|                                | <b>FY18</b>   | <b>FY19</b>   | <b>FY20</b>      |
| <b>Performance Indicators:</b> | <b>Actual</b>   | <b>Actual</b> | <b>Projected</b> |
| Claims filed                   | 423   | 462           | 888              |

|  |   |               |                  |
|--|---|---------------|------------------|
| <b>Goal:</b>                           | <b>Restitution request for loss involving medical and property.</b>   |               |                  |
| <b>Objective:</b>                      | <b>Restitution is now required by the courts for medical and loss of property. Our goal and objective is to see that the victim is compensated within the scope of the program.</b> |               |                  |
|  | <b>FY18</b>   | <b>FY19</b>   | <b>FY20</b>      |
| <b>Performance Indicators:</b>         | <b>Actual</b>   | <b>Actual</b> | <b>Projected</b> |
| Number of cases requesting restitution | 985   | 955           | 1,812            |
| Number of defendants                   | 1,182   | 1,159         | 2,148            |

## **Clerk of Superior Court**

### **Program Description:**

The Clerk of Superior Court serves in the capacity as Clerk of Superior Court, Juvenile Court, and as Clerk of State Courts. This is an elected person with a term of four years. The clerk's main responsibility is to serve as the recorder of all real estate transactions for Muscogee County, and to collect delinquent fines.

## **Board of Equalization**

### **Program Description:**

The Board of Equalization is required by State Law to allow all property owners of Muscogee County, Georgia citizen's the opportunity to contest property tax valuations by the Tax Assessor's Office.



## State Court

### **DEPARTMENT MISSION STATEMENT**

To conduct a thorough, fair, vigorous and just prosecution of all misdemeanor cases bound over from Recorder's and Municipal courts in Muscogee County.

#### **Expenditures By Division**

|                            | <b>FY17<br/>Actual</b> | <b>FY18<br/>Actual</b> | <b>FY19<br/>Actual*</b> | <b>FY20<br/>Adopted</b> |
|----------------------------|------------------------|------------------------|-------------------------|-------------------------|
| 5101000 State Court Judges | \$590,072              | \$586,374              | \$591,792               | \$656,674               |
| 5102000 Solicitor          | \$1,071,798            | \$1,068,011            | \$1,135,392             | \$1,092,291             |
| <b>DEPARTMENT TOTAL</b>    | <b>\$1,661,870</b>     | <b>\$1,654,385</b>     | <b>\$1,727,184</b>      | <b>\$1,748,965</b>      |
| <b>% CHANGE</b>            |                        | <b>-0.45%</b>          | <b>4.40%</b>            | <b>1.26%</b>            |

*\*Unaudited*

#### **Expenditures By Category**

|                         | <b>FY17<br/>Actual</b> | <b>FY18<br/>Actual</b> | <b>FY19<br/>Actual*</b> | <b>FY20<br/>Adopted</b> |
|-------------------------|------------------------|------------------------|-------------------------|-------------------------|
| Personal Services       | \$1,614,528            | \$1,600,433            | \$1,655,455             | \$1,674,152             |
| Operations              | \$47,342               | \$53,952               | \$71,729                | \$74,813                |
| <b>OPERATING BUDGET</b> | <b>\$1,661,870</b>     | <b>\$1,654,385</b>     | <b>\$1,727,184</b>      | <b>\$1,748,965</b>      |
| Capital Budget          | -                      | -                      | -                       | -                       |
| <b>DEPARTMENT TOTAL</b> | <b>\$1,661,870</b>     | <b>\$1,654,385</b>     | <b>\$1,727,184</b>      | <b>\$1,748,965</b>      |
| <b>% CHANGE</b>         |                        | <b>-0.45%</b>          | <b>4.40%</b>            | <b>1.26%</b>            |

*\*Unaudited*



### Positions by Division

|  |              | FY18<br>Actual | FY19<br>Actual | FY20<br>Adopted |
|--|--------------|----------------|----------------|-----------------|
| <b>510-1000 State Court Judges</b>         | <b>FT/PT</b> | <b>6/0</b>     | <b>6/0</b>     | <b>7/0</b>      |
| Court Reporter                             |              | 2              | 2              | 2               |
| Law Clerk*                                 |              | 0              | 0              | 1               |
| Senior Deputy Clerk                        |              | 2              | 2              | 2               |
| State Court Judges                         |              | 2              | 2              | 2               |
| <b>510-2000 Solicitor</b>                  | <b>FT/PT</b> | <b>14/0</b>    | <b>14/0</b>    | <b>14/0</b>     |
| Assistant Solicitor General                |              | 4              | 4              | 4               |
| Chief Assistant Solicitor General          |              | 1              | 1              | 1               |
| Court Coordinator                          |              | 1              | 1              | 1               |
| Investigator - Solicitor General           |              | 4              | 4              | 4               |
| Investigator Supervisor                    |              | 1              | 1              | 1               |
| Judicial Admin Tech II                     |              | 1              | 1              | 1               |
| Senior Deputy Clerk                        |              | 1              | 1              | 1               |
| Solicitor State Court                      |              | 1              | 1              | 1               |
| <b>Total Full Time/Part Time Positions</b> |              | <b>20/0</b>    | <b>20/0</b>    | <b>21/0</b>     |

\* One (1) Law Clerk (G20) added in FY20.

## State Court Judges

### Program Description:

The State Courts are presided over by two judges who are elected for a term of four years. The Court tries both civil and criminal cases with a jury composed of twelve persons. Criminal cases tried in this court are limited to misdemeanors and appeals from Recorder's Court by the State Constitution.

## State Court Solicitor

### Program Description:

The State Court Solicitor General's Office prosecutes misdemeanor cases and city ordinance violation cases appealed from Recorder's Court. Cases include misdemeanor warrants issued in Muscogee County and citations issued by: Columbus Police Department, Muscogee County Sheriff's Office; Muscogee County Marshal's Office, Georgia State Patrol, Columbus State University Police, Department of Natural Resources, Animal Control, Business License Office, Code Enforcement, and cases transferred from the Muscogee County Superior Court. The Office collects all warrants, citations, reports, documents, records, criminal and driving histories, and evidence; interviews victims and witnesses; makes decisions regarding prosecution and recommended dispositions; files accusations; subpoenas witnesses; provides discovery and responds to motions; prepares for trial; negotiates pleas; tries cases in court before a judge or jury, and handles any appeals to higher courts. The Solicitor General's Office coordinates weekly jail pleas, weekly arraignment/plea dockets, and monthly trial dockets, and works with a State Court probation company to ensure fines, community service, jail reporting, restitution, and other terms of sentencing are completed. The Solicitor General's Office applies for warrants for a variety of reasons including probation violations and failure to appear for court and handles requests for record restrictions/expungements.

|                                |   |               |                  |
|--------------------------------|---|---------------|------------------|
| <b>Goal:</b>                   | <b>To accurately and efficiently prosecute cases in a timely manner.</b>                  |               |                  |
| <b>Objective:</b>              | <b>To accurately compile cases from case initiation to arraignment within two months.</b> |               |                  |
|                                | <b>2018</b>   | <b>2019</b>   | <b>2020</b>      |
| <b>Performance Indicators:</b> | <b>Actual</b>   | <b>Actual</b> | <b>Projected</b> |
| Number of cases prosecuted.    | <b>8,944</b>  | <b>11,400</b> | <b>12,000</b>    |

|                                |  |               |                  |
|--------------------------------|--|---------------|------------------|
| <b>Goal:</b>                   | <b>To thoroughly investigate all cases.</b>  |               |                  |
| <b>Objective:</b>              | <b>To gather law enforcement reports and warrants, run criminal histories, interview witnesses, draft accusations, prepare other written documentation, and compile case files within two (2) months of receiving cases bound over from Recorder's Court and Municipal Courts.</b> |               |                  |
|                                | <b>2018</b>  | <b>2019</b>   | <b>2020</b>      |
| <b>Performance Indicators:</b> | <b>Actual</b>  | <b>Actual</b> | <b>Projected</b> |
| Number of case files.          | <b>8,944</b>   | <b>11,400</b> | <b>12,000</b>    |



## Public Defender

### DEPARTMENT MISSION STATEMENT

To process cases through the criminal justice system as expediently as possible while providing high quality and professional representation of clients.

#### **Expenditures By Division**

|                         |                                    | FY17<br>Actual     | FY18<br>Actual     | FY19<br>Actual*    | FY20<br>Adopted    |
|-------------------------|------------------------------------|--------------------|--------------------|--------------------|--------------------|
| 5201000                 | Public Defender                    | \$1,398,182        | \$1,552,513        | \$1,866,931        | \$1,900,648        |
| 5202000                 | Muscogee County<br>Public Defender | \$218,263          | \$242,831          | \$198,271          | \$197,291          |
| <b>DEPARTMENT TOTAL</b> |                                    | <b>\$1,616,445</b> | <b>\$1,795,344</b> | <b>\$2,065,202</b> | <b>\$2,097,939</b> |
| <b>% CHANGE</b>         |                                    |                    | <b>11.07%</b>      | <b>15.03%</b>      | <b>1.59%</b>       |

*\*Unaudited*

#### **Expenditures By Category**

|                         |  | FY17<br>Actual     | FY18<br>Actual     | FY19<br>Actual*    | FY20<br>Adopted    |
|-------------------------|--|--------------------|--------------------|--------------------|--------------------|
| Personal Services       |  | \$476,431          | \$509,439          | \$462,071          | \$470,205          |
| Operations              |  | \$1,062,991        | \$1,285,905        | \$1,603,131        | \$1,622,234        |
| <b>OPERATING BUDGET</b> |  | <b>\$1,539,422</b> | <b>\$1,795,344</b> | <b>\$2,065,202</b> | <b>\$2,092,439</b> |
| Capital Budget          |  | \$77,023           | -                  | -                  | 5,500.00           |
| <b>DEPARTMENT TOTAL</b> |  | <b>\$1,616,445</b> | <b>\$1,795,344</b> | <b>\$2,065,202</b> | <b>\$2,097,939</b> |
| <b>% CHANGE</b>         |  |                    | <b>11.07%</b>      | <b>15.03%</b>      | <b>1.59%</b>       |

*\*Unaudited*

### **PUBLIC DEFENDER**

|  |              | FY18<br>Actual | FY19<br>Actual | FY20<br>Adopted |
|--|--------------|----------------|----------------|-----------------|
| <b>520-1000 Public Defender</b>            | <b>FT/PT</b> | <b>9/1</b>     | <b>9/1</b>     | <b>9/1</b>      |
| Assistant Public Defender*                 |              | 1              | 1              | 1               |
| Investigator - Public Defender**           |              | 6              | 6              | 5               |
| Investigator Supervisor**                  |              | 0              | 0              | 1               |
| Legal Administrative Clerk II              |              | 1              | 1              | 1               |
| Legal Administrative Clerk I               |              | 1              | 1              | 1               |
| Assistant Public Defender (PT)*            |              | 1              | 1              | 1               |
| <b>Total Full Time/Part Time Positions</b> |              | <b>9/1</b>     | <b>9/1</b>     | <b>9/1</b>      |

*\*Assistant Public Defender (FT & PT) positions that were funded in 520-2000 have been unfunded in FY18 due to revised Circuit Wide Public Defender contract.*



Municipal Court

## Municipal Court

### Expenditures By Division

|                                  | FY17<br>Actual     | FY18<br>Actual     | FY19<br>Actual*    | FY20<br>Adopted    |
|----------------------------------|--------------------|--------------------|--------------------|--------------------|
| 5301000 Municipal Court Judge    | \$363,479          | \$367,879          | \$366,931          | \$404,970          |
| 5302000 Clerk of Municipal Court | \$703,774          | \$719,458          | \$705,715          | \$755,514          |
| 5303000 Marshal                  | \$1,087,670        | \$1,037,959        | \$1,111,050        | \$1,059,171        |
| <b>DEPARTMENT TOTAL</b>          | <b>\$2,154,923</b> | <b>\$2,125,296</b> | <b>\$2,183,697</b> | <b>\$2,219,655</b> |
| <b>% CHANGE</b>                  |                    | <b>-1.37%</b>      | <b>2.75%</b>       | <b>1.65%</b>       |

\*Unaudited

### Expenditures By Category

|                         | FY17<br>Actual     | FY18<br>Actual     | FY19<br>Actual*    | FY20<br>Adopted    |
|-------------------------|--------------------|--------------------|--------------------|--------------------|
| Personal Services       | \$2,033,631        | \$2,013,672        | \$2,035,524        | \$2,059,348        |
| Operations              | \$121,293          | \$108,877          | \$148,173          | \$160,307          |
| <b>OPERATING BUDGET</b> | <b>\$2,154,923</b> | <b>\$2,122,549</b> | <b>\$2,183,697</b> | <b>\$2,219,655</b> |
| Capital Budget          | -                  | \$2,747            | -                  | -                  |
| <b>DEPARTMENT TOTAL</b> | <b>\$2,154,923</b> | <b>\$2,125,296</b> | <b>\$2,183,697</b> | <b>\$2,219,655</b> |
| <b>% CHANGE</b>         |                    | <b>-1.37%</b>      | <b>2.75%</b>       | <b>1.65%</b>       |

\*Unaudited

**Positions by Division**

|  | <b>FY18<br/>Actual</b> | <b>FY19<br/>Actual</b> | <b>FY20<br/>Adopted</b> |
|--|------------------------|------------------------|-------------------------|
| <b>530-1000 Municipal Court Judge FT/PT</b>    | <b>5/1</b>             | <b>5/1</b>             | <b>6/1</b>              |
| Associate Judge (Supplement)                   | 1                      | 1                      | 1                       |
| Court Coordinator                              | 1                      | 1                      | 1                       |
| Deputy Clerk II***                             | 2                      | 2                      | 3                       |
| Municipal Court Judge                          | 1                      | 1                      | 1                       |
| Senior Deputy Clerk                            | 1                      | 1                      | 1                       |
| <b>530-2000 Clerk of Municipal Court FT/PT</b> | <b>14/0</b>            | <b>14/0</b>            | <b>13/0</b>             |
| Administrative Assistant                       | 1                      | 1                      | 1                       |
| Assistant Chief Deputy Clerk*****              | 0                      | 0                      | 1                       |
| Chief Deputy Clerk*****                        | 0                      | 0                      | 1                       |
| Clerk of Municipal Court                       | 1                      | 1                      | 1                       |
| Court Coordinator I*****                       | 1                      | 1                      | 0                       |
| Deputy Clerk I                                 | 1                      | 1                      | 1                       |
| Deputy Clerk II****                            | 8                      | 8                      | 5                       |
| Finance Manager*****                           | 0                      | 0                      | 1                       |
| Senior Deputy Clerk*****                       | 2                      | 2                      | 2                       |
| <b>530-3000 Marshal FT/PT</b>                  | <b>14/7</b>            | <b>14/7</b>            | <b>14/7</b>             |
| Administrative Assistant                       | 1                      | 1                      | 1                       |
| Chief Deputy Marshal                           | 1                      | 1                      | 1                       |
| Communication Technician III                   | 1                      | 1                      | 1                       |
| Deputy Marshal                                 | 4                      | 4                      | 4                       |
| Deputy Marshal Captain                         | 2                      | 2                      | 2                       |
| Deputy Marshal Corporal                        | 2                      | 2                      | 2                       |
| Deputy Marshal Lieutenant                      | 1                      | 1                      | 1                       |
| Deputy Marshal Sergeant**                      | 1                      | 1                      | 1                       |
| Municipal Court Marshal                        | 1                      | 1                      | 1                       |
| Reserve Deputy Bailiff*                        | 7                      | 7                      | 7                       |
| <b>Total Full Time/Part Time Positions</b>     | <b>33/8</b>            | <b>33/8</b>            | <b>33/8</b>             |

\*The number of Reserve Bailiff positions varies

\*\* One (1) Deputy Marshall Sergeant (PS18) unfunded since FY16.

\*\*\* One (1) Deputy Clerk II (G12) added in FY20.

\*\*\*\* One (1) Deputy Clerk II (G12) deleted in FY20.

\*\*\*\*\* One (1) Court Coordinator I (G18) reclassified to Chief Deputy Clerk (G21), one (1) Senior Deputy Clerk (G14) reclassified to Finance Manager (G17), one (1) Senior Deputy Clerk (G14) reclassified to Assistant Chief Deputy Clerk (G18), and one (1) Deputy Clerk II (G12) reclassified to Senior Deputy Clerk (G14) in FY20.

Note: In the Clerk of Municipal Court, One (1) Senior Deputy Clerk moved from LOST Fund to General Fund, and one (1) Deputy Clerk II moved from General Fund to LOST Fund in FY20.

## Municipal Court Judge

**Program Description:**

The Magistrate Court of Muscogee County has jurisdiction of civil claims where exclusive jurisdiction is not vested in superior court. Magistrate court is confined in most cases to a monetary limit of \$15,000. The court handles the issuance of summons, trial of issues, and issuance of writs and judgement's in dispossessory proceedings and distress warrants. This court also handles: garnishments, abandoned vehicles and interrogatories. The Magistrate court provides for the filing of answers, counterclaims, and other pleadings, directly related to Magistrate Court cases. The court handles all of its scheduling if hearings in conjunction with those hearings set for Municipal Court.

|                                     |   |                        |                           |
|-------------------------------------|---|------------------------|---------------------------|
| <b>Goal:</b>                        | <b>The Municipal Court of Columbus shall maintain less than 175 docketed cases per monthly docket.</b>  |                        |                           |
| <b>Objective:</b>                   | <b>The Magistrate Court of Muscogee County shall provide for a final hearing on all litigated cases in which an answer has been filed, no later than 90 days from the filing of said answer. The allowable exception being if both parties request a continuance of the trial beyond the 90 day period.</b> |                        |                           |
| <b>Performance Indicators:</b>      | <b>FY18<br/>Actual</b>  | <b>FY19<br/>Actual</b> | <b>FY20<br/>Projected</b> |
| Number of cases that went to trial. | 600   | 600                    | 600                       |

## Clerk of Municipal Court

**Program Description:**

The voters of Muscogee County elect the Clerk of Municipal Court to a four-year term. Municipal Court has jurisdiction of civil cases when the amount does not exceed \$15,000 including suits for damages, breach of contract, and garnishments and writs of possession up to \$15,000. In addition, all dispossessory proceedings, attachment levies, foreclosure liens and distress warrants are handled in Municipal Court. The Clerk of Municipal Court must record and maintain minutes and pleadings; collect and disburse court monies and costs to litigants. Warrants are also issued for bad checks, peace, criminal charges and good behavior.

|                                |   |                        |                           |
|--------------------------------|---|------------------------|---------------------------|
| <b>Goal:</b>                   | <b>Provide equal access to a fair and effective system of justice for all without excessive cost, inconvenience, or delay, with sensitivity to an increasingly diverse society. Aspire daily to administer the duties of our office fairly, professionally and responsibly. To minimize the processing time of civil and criminal actions filed in the Municipal court and to insure our citizens of a fair and timely disposition of their case.</b> |                        |                           |
| <b>Objective:</b>              | <b>To familiarize Municipal Court staff with changing laws in an effort to assist those citizens seeking the services of the Municipal court and to reduce the 3 to 4 day processing time by the inclusion of additional staff to address the rising caseloads.</b>   |                        |                           |
| <b>Performance Indicators:</b> | <b>FY18<br/>Actual</b>  | <b>FY19<br/>Actual</b> | <b>FY20<br/>Projected</b> |
| Criminal and Civil cases       | 25,700  | 27,500                 | 32,000                    |

## Marshal

### Program Description:

The Marshal's Department enforces the orders, writs and precepts of the Municipal Court. The department has original jurisdiction to enforce all orders and directives of the Municipal and Magistrate Courts.

|                                |   |                        |                           |
|--------------------------------|---|------------------------|---------------------------|
| <b>Goal:</b>                   | <b>To increase the service and quality of all processes of Municipal Court and provide superior law enforcement.</b>    |                        |                           |
| <b>Objective:</b>              | <b>To ensure all civil papers are served in a timely manner and deputies are providing law enforcement when needed.</b> |                        |                           |
| <b>Performance Indicators:</b> | <b>FY18<br/>Actual</b>  | <b>FY19<br/>Actual</b> | <b>FY20<br/>Projected</b> |
| Number of Civil Papers Served  | 19,198  | 18,690                 | 20,900                    |
| Number of Evictions completed  | 4,967   | 4,592                  | 5,200                     |
| Schedules and Monies taken in  | \$41,534  | \$24,660               | \$49,000                  |

|                                |   |                        |                           |
|--------------------------------|---|------------------------|---------------------------|
| <b>Goal:</b>                   | <b>To serve all civil processes within two (2) days of receiving them from the Clerk's Office.</b>                                  |                        |                           |
| <b>Objective:</b>              | <b>To employ, train and retain additional deputies to reduce the number of days to serve civil processes from 5 days to 2 days.</b> |                        |                           |
| <b>Performance Indicators:</b> | <b>FY18<br/>Actual</b>  | <b>FY19<br/>Actual</b> | <b>FY20<br/>Projected</b> |
| Number of Civil Papers Served  | 19,198  | 18,690                 | 20,900                    |

|                                |   |                        |                           |
|--------------------------------|---|------------------------|---------------------------|
| <b>Goal:</b>                   | <b>To execute all evictions within 7 to 10 days of receiving the Writ of Possession.</b>  |                        |                           |
| <b>Objective:</b>              | <b>To employ, train and retain additional deputies to reduce the number of days to schedule and execute an eviction from 15-30 days to 7-10 days. This includes rain delays and unforeseen circumstances.</b> |                        |                           |
| <b>Performance Indicators:</b> | <b>FY18<br/>Actual</b>  | <b>FY19<br/>Actual</b> | <b>FY20<br/>Projected</b> |
| Number of Evictions completed  | 4,967   | 4,592                  | 5,200                     |

|                                |  |                        |                           |
|--------------------------------|--|------------------------|---------------------------|
| <b>Goal:</b>                   | <b>To assist every customer in a timely and efficient manner and to provide effective security for the Magistrate and Municipal Courts to insure the safety of the public and court personnel.</b> |                        |                           |
| <b>Objective:</b>              | <b>To insure there are adequate personnel to manage the office and courts at all times.</b>  |                        |                           |
| <b>Performance Indicators:</b> | <b>FY18<br/>Actual</b>   | <b>FY19<br/>Actual</b> | <b>FY20<br/>Projected</b> |
| Schedules and Monies taken in  | \$41,534   | \$24,660               | \$49,000                  |



## Probate Court

### Expenditures By Division

|                          | FY17<br>Actual   | FY18<br>Actual   | FY19<br>Actual*  | FY20<br>Adopted  |
|--------------------------|------------------|------------------|------------------|------------------|
| 5401000 Judge of Probate | \$436,998        | \$444,187        | \$508,013        | \$519,615        |
| <b>DEPARTMENT TOTAL</b>  | <b>\$436,998</b> | <b>\$444,187</b> | <b>\$508,013</b> | <b>\$519,615</b> |
| <b>% CHANGE</b>          |                  | <b>1.65%</b>     | <b>14.37%</b>    | <b>2.28%</b>     |

\*Unaudited

### Expenditures By Category

|                         | FY17<br>Actual   | FY18<br>Actual   | FY19<br>Actual*  | FY20<br>Adopted  |
|-------------------------|------------------|------------------|------------------|------------------|
| Personal Services       | \$390,181        | \$395,698        | \$450,607        | \$469,675        |
| Operations              | \$46,818         | \$48,489         | \$57,406         | \$49,940         |
| <b>OPERATING BUDGET</b> | <b>\$436,998</b> | <b>\$444,187</b> | <b>\$508,013</b> | <b>\$519,615</b> |
| Capital Budget          | -                | -                | -                | -                |
| <b>DEPARTMENT TOTAL</b> | <b>\$436,998</b> | <b>\$444,187</b> | <b>\$508,013</b> | <b>\$519,615</b> |
| <b>% CHANGE</b>         |                  | <b>1.65%</b>     | <b>14.37%</b>    | <b>2.28%</b>     |

\*Unaudited

### Positions by Division

|  |              | FY18<br>Actual | FY19<br>Actual | FY20<br>Adopted |
|--|--------------|----------------|----------------|-----------------|
| <b>540-1000 Probate Court</b>                | <b>FT/PT</b> | <b>6/0</b>     | <b>7/0</b>     | <b>7/0</b>      |
| Associate Judge***                           |              | 0              | 1              | 1               |
| Chief Clerk/License Supervisor**             |              | 1              | 1              | 1               |
| Deputy Clerk II*                             |              | 3              | 2              | 2               |
| Fiduciary Compliance Officer/Law Clerk JD*** |              | 1              | 0              | 0               |
| Passport Supervisor/Senior Deputy Clerk**    |              | 0              | 1              | 1               |
| Probate Judge                                |              | 1              | 1              | 1               |
| Senior Deputy Clerk**                        |              | 0              | 1              | 1               |
| <b>Total Full Time/Part Time Positions</b>   |              | <b>6/0</b>     | <b>7/0</b>     | <b>7/0</b>      |

\*One (1) Deputy Clerk II added in FY19.

\*\*One (1) Deputy Clerk II (G12) reclassified to Senior Deputy Clerk (G14), one (1) Deputy Clerk II (G12) reclassified to Passport Supervisor/Senior Deputy Clerk (G14), and one (1) Chief Clerk/License Supervisor reclassified (G16) to (G18) in FY19.

\*\*\*One (1) Fiduciary Compliance/Law Clerk w/JD (G20) reclassified to Associate Judge (G22) in FY19, effective 12/29/18.



## Judge of Probate

### Program Description:

The Judge of Probate is elected to a four-year term. Legal issues regarding the probate of wills; administration of estates; marriage licenses; mental health statutes; and guardians for minors are handled by this Court.

|                                |  |                        |                           |
|--------------------------------|--|------------------------|---------------------------|
| <b>Goal:</b>                   | <b>To satisfy the court's mission in a prompt accurate, courteous and professional manner, and to effectively issue marriage and weapons carry licenses in a timely and professional manner.</b> |                        |                           |
| <b>Objective:</b>              | <b>To achieve our goal in providing the services that accomplished our mission in an efficient and professional manner while upholding Georgia law.</b>  |                        |                           |
| <b>Performance Indicators:</b> | <b>FY18<br/>Actual</b>   | <b>FY19<br/>Actual</b> | <b>FY20<br/>Projected</b> |
| Marriage licenses issued       | 2,160  | 2,093                  | 2,100                     |
| Weapons carry licenses issued  | 3,000  | 3,091                  | 3,100                     |

|  |  |                        |                           |
|--|--|------------------------|---------------------------|
| <b>Goal:</b>                             | <b>To satisfy the court's mission in a prompt accurate, courteous and professional manner, and to effectively process passport applications in a timely and professional manner.</b> |                        |                           |
| <b>Objective:</b>                        | <b>To achieve our goal in providing the services that accomplished our mission in an efficient and professional manner.</b>  |                        |                           |
| <b>Performance Indicators:</b>           | <b>FY18<br/>Actual</b>   | <b>FY19<br/>Actual</b> | <b>FY20<br/>Projected</b> |
| Number of passport applications accepted | N/A  | 367                    | 1,200                     |

|  |   |                        |                           |
|--|---|------------------------|---------------------------|
| <b>Goal:</b>                                     | <b>To satisfy the court's mission in a prompt accurate, courteous and professional manner, and to successfully process administration and estate proceedings.</b> |                        |                           |
| <b>Objective:</b>                                | <b>To achieve our goal in providing the services that accomplished our mission in an efficient and professional manner while upholding Georgia Law.</b>           |                        |                           |
| <b>Performance Indicators:</b>                   | <b>FY18<br/>Actual</b>  | <b>FY19<br/>Actual</b> | <b>FY20<br/>Projected</b> |
| Number of completed estate proceedings docketed, | 992   | 969                    | 1,000                     |

|   |   |                        |                           |
|---|---|------------------------|---------------------------|
| <b>Goal:</b>                              | <b>To satisfy the court's mission in a prompt accurate, courteous and professional manner, and to effectively preside over hearings determining outpatient/inpatient treatment.</b> |                        |                           |
| <b>Objective:</b>                         | <b>To achieve our goal in providing the services that accomplished our mission in an efficient and professional manner while upholding Georgia law.</b>                             |                        |                           |
| <b>Performance Indicators:</b>            | <b>FY18<br/>Actual</b>  | <b>FY19<br/>Actual</b> | <b>FY20<br/>Projected</b> |
| Number of completed involuntary treatment | 110   | 128                    | 130                       |



## Sheriff

### DEPARTMENT MISSION STATEMENT

We, the members of the Muscogee County Sheriff's Office, are dedicated to safeguarding the lives and property of our community through fair and impartial treatment of all citizens. We strive to protect the community and to operate the Muscogee County Jail within the boundaries of the State and U.S. Constitutions while providing safe, humane and secure environment for both the staff and inmates. We are committed to effectively serving the Judiciary needs of all the Courts within our jurisdiction. We seek to strengthen our partnerships with all facets of our community and will fulfill our duties by adapting to the changing needs of our citizens and by adhering to the highest standards of integrity, ethics and professionalism when performing our duties as employees of Muscogee County Sheriff's Office.

### Expenditures By Division

|                         | FY17<br>Actual      | FY18<br>Actual      | FY19<br>Actual*     | FY20<br>Adopted     |
|-------------------------|---------------------|---------------------|---------------------|---------------------|
| 5501000 Administration  | \$2,148,227         | \$2,166,144         | \$1,987,017         | \$1,906,038         |
| 5502100 Operations      | \$4,223,757         | \$4,310,661         | \$4,711,061         | \$4,312,855         |
| 5502300 Training        | -                   | -                   | \$299,134           | \$367,935           |
| 5502400 Motor Transport | \$301,908           | \$381,639           | \$422,727           | \$280,000           |
| 5502500 Recorders Court | \$69,582            | \$15,329            | -                   | -                   |
| 5502600 Detention       | \$14,359,338        | \$13,629,073        | \$14,334,398        | \$14,463,607        |
| 5502650 Medical         | \$4,407,525         | \$4,194,619         | \$4,526,915         | \$4,660,155         |
| <b>DEPARTMENT TOTAL</b> | <b>\$25,510,337</b> | <b>\$24,697,465</b> | <b>\$26,281,252</b> | <b>\$25,990,590</b> |
| <b>% CHANGE</b>         |                     | <b>-3.19%</b>       | <b>6.41%</b>        | <b>-1.11%</b>       |

*\*Unaudited*

### Expenditures By Category

|                         | FY17<br>Actual      | FY18<br>Actual      | FY19<br>Actual*     | FY20<br>Adopted     |
|-------------------------|---------------------|---------------------|---------------------|---------------------|
| Personal Services       | \$18,238,556        | \$17,514,139        | \$18,495,898        | \$18,387,126        |
| Operations              | \$7,271,781         | \$7,183,326         | \$7,785,354         | \$7,603,464         |
| <b>OPERATING BUDGET</b> | <b>\$25,510,337</b> | <b>\$24,697,465</b> | <b>\$26,281,252</b> | <b>\$25,990,590</b> |
| Capital Budget          | -                   | -                   | -                   | -                   |
| <b>DEPARTMENT TOTAL</b> | <b>\$25,510,337</b> | <b>\$24,697,465</b> | <b>\$26,281,252</b> | <b>\$25,990,590</b> |
| <b>% CHANGE</b>         |                     | <b>-3.19%</b>       | <b>6.41%</b>        | <b>-1.11%</b>       |

*\*Unaudited*

**Positions by Division**

|   |                   | <b>FY18</b>    | <b>FY19</b>    | <b>FY20</b>    |
|---|-------------------|----------------|----------------|----------------|
|   |                   | <b>Actual</b>  | <b>Actual</b>  | <b>Adopted</b> |
| <b>550-1000 Administration</b>            | <b>FT/PT</b>      | <b>31/2</b>    | <b>26/2</b>    | <b>26/2</b>    |
| Accounting Technician                     |                   | 1              | 1              | 1              |
| Administrative Clerk I                    |                   | 1              | 1              | 1              |
| Administrative Clerk II                   |                   | 1              | 1              | 1              |
| Administrative Coordinator                |                   | 1              | 1              | 1              |
| Administrative Secretary                  |                   | 2              | 2              | 2              |
| Administrative Secretary (PT)             |                   | 2              | 2              | 2              |
| Captain                                   |                   | 1              | 1              | 1              |
| Chief Deputy Sheriff**                    |                   | 1              | 1              | 1              |
| Criminal Record Technician****            |                   | 1              | 0              | 0              |
| Deputy Sheriff**                          |                   | 1              | 2              | 2              |
| Deputy Sheriff Field Training Officer**** |                   | 2              | 0              | 0              |
| Deputy Sheriff Technician*                |                   | 2              | 2              | 2              |
| Identification Technician                 |                   | 3              | 3              | 3              |
| Investigator                              |                   | 1              | 1              | 1              |
| Judicial Administrative Technician II     |                   | 3              | 3              | 3              |
| Lieutenant****                            |                   | 2              | 1              | 1              |
| Major**                                   |                   | 4              | 3              | 3              |
| Sergeant***                               |                   | 3              | 2              | 2              |
| Sheriff                                   |                   | 1              | 1              | 1              |
| <b>550-2100 Operations</b>                | <b>FT/PT/Temp</b> | <b>62/0/86</b> | <b>64/0/86</b> | <b>64/0/86</b> |
| Administrative Clerk II                   |                   | 1              | 1              | 1              |
| Administrative Coordinator                |                   | 1              | 1              | 1              |
| Administrative Secretary*                 |                   | 1              | 1              | 1              |
| Bailiffs PT                               |                   | 45             | 45             | 45             |
| Captain**                                 |                   | 1              | 1              | 1              |
| Communication Technician III              |                   | 3              | 3              | 3              |
| Deputy Sheriff*                           |                   | 22             | 23             | 23             |
| Deputy Sheriff Field Training Officer     |                   | 2              | 2              | 2              |
| Deputy Sheriff Technician*****            |                   | 9              | 9              | 8              |
| Investigator                              |                   | 7              | 7              | 7              |
| Lieutenant**                              |                   | 6              | 6              | 6              |
| Major                                     |                   | 1              | 1              | 1              |
| Reserve Deputy -PT                        |                   | 41             | 41             | 41             |
| Security Guards                           |                   | 2              | 2              | 2              |
| Sergeant***                               |                   | 6              | 7              | 8              |
| <b>550-2300 Training</b>                  | <b>FT/PT</b>      | <b>0/0</b>     | <b>5/0</b>     | <b>5/0</b>     |
| Criminal Record Technician****            |                   | 0              | 1              | 1              |
| Deputy Sheriff Field Training Officer**** |                   | 0              | 2              | 2              |
| Lieutenant****                            |                   | 0              | 1              | 1              |
| Sergeant****                              |                   | 0              | 1              | 1              |
| <b>550-2600 Detention</b>                 | <b>FT/PT</b>      | <b>235/0</b>   | <b>232/0</b>   | <b>232/0</b>   |
| Accounting Clerk                          |                   | 1              | 1              | 1              |
| Captain                                   |                   | 2              | 2              | 2              |
| Criminal Records Technician               |                   | 5              | 5              | 5              |
| Deputy Sheriff*****                       |                   | 108            | 106            | 106            |
| Deputy Sheriff Field Training Officers    |                   | 7              | 7              | 7              |
| Deputy Sheriff Technician*                |                   | 1              | 1              | 1              |
| Health Service Administrator              |                   | 1              | 1              | 1              |

**Positions by Division**

|  | <b>FY18<br/>Actual</b> | <b>FY19<br/>Actual</b> | <b>FY20<br/>Adopted</b> |
|--|------------------------|------------------------|-------------------------|
| Identification Technician*****                       | 5                      | 5                      | 4                       |
| Jail Commander*****                                  | 1                      | 1                      | 1                       |
| Lieutenant   | 6                      | 6                      | 6                       |
| Major*   | 0                      | 0                      | 0                       |
| Sergeant*  | 22                     | 21                     | 22                      |
| Sheriff Correctional Officer                         | 75                     | 75                     | 75                      |
| Sheriff Human Resources Technician                   | 1                      | 1                      | 1                       |
| <b>Total Full Time/Part Time/Temporary Positions</b> | <b>328/2/86</b>        | <b>327/2/86</b>        | <b>327/2/86</b>         |

\* Position movements between units.

\*\*One (1) Deputy Sheriff (PS14) reclassified to Major (PS23G), one (1) Deputy Sheriff (PS14) reclassified to Major (PS23E), one (1) Lieutenant (PS20) reclassified to Captain (PS22), and one (1) Chief Deputy Sheriff reclassified (PS24D) to (PS24F) in FY18.

\*\*\*One (1) Sergeant (PS18) reclassified to Lieutenant (PS20) in FY18 Mid-Year.

\*\*\*\*One (1) Criminal Records Technician (G10), two (2) Deputy Sheriff Field Training Officer (PS16), one (1) Lieutenant (PS20), and one (1) Sergeant (PS18) moved from Sheriff unit to new unit, Training, in FY19.

\*\*\*\*\*One (1) Jail Commander reclassified (PS23C) to (PS23D), one (1) Chief Deputy Sheriff reclassified (PS24F) to (PS24H), and one (1) Major (PS23C) reclassified to Deputy Sheriff (PS14) in FY19.

\*\*\*\*\*One (1) Deputy Sheriff deleted in FY19.

\*\*\*\*\* One (1) Deputy Sheriff Technician (PS16) reclassified to Sergeant (PS18) and one (1) ID Technician (PS16) reclassified to Sergeant (PS18) in FY20.

**Administration Bureau**

**Program Description:**

The Administrative Bureau provides Administrative support to the various divisions within the Sheriff's Office. This division performs numerous tasks on a daily basis in order to provide this support. We seek to strengthen our partnership and relationship in all aspects of our community and fulfill our duties by adapting to changing needs of our community and by adhering to the highest standards of Integrity, ethics and professionalism when in the performance of our duties as Deputy Sheriff's of Muscogee County.

## Civil Section/Criminal Warrants Section

### Program Description:

The Civil and Criminal Warrants Sections receive and process all civil process and criminal warrants, track service, and maintain necessary files and databases.

|                                      |   |               |                  |
|--------------------------------------|---|---------------|------------------|
| <b>Goal:</b>                         | <b>To provide for the expedient service of civil process and criminal warrants, manage and track all sex offenders, maintain security and safety of the courts and all government buildings, and maintain readiness of all special operations units for quick and effective deployment.</b> |               |                  |
| <b>Objective:</b>                    | <b>To serve all civil process in a timely manner.</b>   |               |                  |
| <b>Objective:</b>                    | <b>To serve all criminal warrants in a timely manner.</b>   |               |                  |
| <b>Performance Indicators:</b>       | <b>FY18</b>   | <b>FY19</b>   | <b>FY20</b>      |
|                                      | <b>Actual</b>   | <b>Actual</b> | <b>Projected</b> |
| Number of civil documents processed  | 32,000  | 29,787        | 30,000           |
| Number of criminal warrants executed | 3,500   | 2,820         | 3,500            |

## Training Section

|   |   |               |                  |
|---|---|---------------|------------------|
| <b>Goal:</b>                            | <b>To provide professional training to meet all state and federally mandated training.</b>                      |               |                  |
| <b>Objective:</b>                       | <b>To provide a minimum of 24 hours of approved training for all sworn personnel and Correctional Officers.</b> |               |                  |
| <b>Performance Indicators:</b>          | <b>FY18</b>   | <b>FY19</b>   | <b>FY20</b>      |
|   | <b>Actual</b>   | <b>Actual</b> | <b>Projected</b> |
| Number of Deputies trained              | 284   | 243           | 263              |
| <b>Objective:</b>                       | <b>Provide an additional 20 hours of training required by the Dept. of Justice for the Jail Bureau</b>          |               |                  |
| <b>Performance Indicators:</b>          | <b>FY18</b>   | <b>FY19</b>   | <b>FY20</b>      |
|   | <b>Actual</b>   | <b>Actual</b> | <b>Projected</b> |
| Number of Correctional Officers trained | 112   | 108           | 110              |
| <b>Objective:</b>                       | <b>Provide 16 hours of pre-academy recruit training prior to attending the Police Academy</b>                   |               |                  |
| <b>Performance Indicators:</b>          | <b>FY18</b>   | <b>FY19</b>   | <b>FY20</b>      |
|   | <b>Actual</b>   | <b>Actual</b> | <b>Projected</b> |
| Number of pre-academy recruits trained  | 16  | 8             | 16               |

## Budget and Planning

### Program Description:

Budget and Planning is responsible for all budget, finance, and planning. This includes preparing the annual budget and tracking expenditures throughout the fiscal year. Planning involves development of target goals for the fiscal year along with strategic planning for long-term vision.

|                   |  |
|-------------------|--|
| <b>Goal:</b>      | <b>To be fiscally responsible and operate in the most efficient and effective manner possible.</b> |
| <b>Objective:</b> | <b>Conduct monthly review of agency budget and report status.</b>                                  |

|  | FY18  | FY19   | FY20      |
|--|---|--------|-----------|
| Performance Indicators:                | Actual  | Actual | Projected |
| Number of budget reviews               | 12  | 12     | 12        |
| <b>Objective:</b>                      | <b>Conduct quarterly meetings to review the progress of set goals and objectives.</b> |        |           |
|  | FY18  | FY19   | FY20      |
| Performance Indicators:                | Actual  | Actual | Projected |
| Number of goals and objectives reviews | 4   | 4      | 4         |

## Human Resources

### Program Description:

Human Resources is responsible for the recruitment and hiring of all personnel as well as managing all employee related functions and time management.

| <b>Goal:</b>                        | <b>To recruit and hire qualified individuals with a high degree of ethics and integrity.</b>                              |        |           |
|-------------------------------------|---|--------|-----------|
| <b>Objective:</b>                   | <b>To process, investigate and hire all candidates in accordance with current Human Resource Industry best practices.</b> |        |           |
|                                     | FY18  | FY19   | FY20      |
| Performance Indicators:             | Actual  | Actual | Projected |
| Number of applicants processed      | 106   | 58     | 75        |
| Number of applicants hired          | 47  | 25     | 30        |
| Number of resignations/terminations | 64  | 28     | 20        |

## Office of Professional Standards

### Program Description:

The Office of Professional Standards is responsible for assuring the agency maintains high standards and integrity. The Office of Professional Standards conducts internal investigations as needed. It also conducts background checks, investigations, and CVSA test of all applicants. The Office of Professional Standards also maintains data and completed reports concerning complaints, uses of force, and vehicle pursuits.

| <b>Goal:</b>                             | <b>To ensure the highest standard of ethics and integrity of employees and candidates.</b> |        |           |
|--|--|--------|-----------|
| <b>Objective:</b>                        | <b>Track all use of force incidents for compliance with policy and procedure.</b>          |        |           |
|  | FY18   | FY19   | FY20      |
| Performance Indicators:                  | Actual   | Actual | Projected |
| Number of Use of Force incidents         | 87   | 35     | 85        |
| <b>Objective:</b>                        | <b>Conduct background investigations on all applicants.</b>                                |        |           |
|  | FY18   | FY19   | FY20      |
| Performance Indicators:                  | Actual   | Actual | Projected |
| Number of background/CVSA investigations | 138  | 67     | 175       |
| Number of complaints investigated        | 27   | 8      | 30        |

## Pre-Trial Program

### Program Description:

To identify incarcerated individuals suitable for release under the Pre-Trial Program who meet the established criteria. Pretrial release further ensures those defendants who do not pose a risk to the community are able to be released from custody even if they have no financial means. Research verifies that lower risk defendants detained unnecessarily during the pretrial process show a significant likelihood that their risk for recidivism increases as a result.

|  |  |                        |                           |
|--|--|------------------------|---------------------------|
| <b>Goal:</b>                             | <b>To provide a viable, cost efficient, monitoring and tracking program allowing for the release of identified inmates, fitting an established criteria, as a means of reducing the jail population.</b> |                        |                           |
| <b>Objective:</b>                        | <b>Identify inmates fitting the criteria to participate in the Pre-Trial Release Program.</b>  |                        |                           |
| <b>Performance Indicators:</b>           | <b>FY18<br/>Actual</b>   | <b>FY19<br/>Actual</b> | <b>FY20<br/>Projected</b> |
| Number of Participants                   | <b>112</b>   | <b>100</b>             | <b>110</b>                |
| <b>Objective:</b>                        | <b>Monitor and track participants in the Pre-Trial Release Program.</b>  |                        |                           |
| <b>Performance Indicators:</b>           | <b>FY18<br/>Actual</b>   | <b>FY19<br/>Actual</b> | <b>FY20<br/>Projected</b> |
| Number of participants on ankle monitors | <b>41</b>  | <b>50</b>              | <b>55</b>                 |
| Number of participants rearrested        | <b>86</b>  | <b>51</b>              | <b>55</b>                 |

## Operations Bureau

**Program Description:**

The Operations Bureau of the Muscogee County Sheriff's Office is responsible for the following: Patrol Services, Courts Services, Investigative/Felony Apprehension Services (internal and external), civil processes, misdemeanor warrant apprehension and services, Canine Services, Sex Offenders registration and verification, Special Events, Special Response Teams, out of town transports, and Mobile Command Deployment.

|   |   |                        |                           |
|---|---|------------------------|---------------------------|
| <b>Goal:</b>  | <b>To provide continuous patrol services for the citizens and government of Muscogee County, Georgia, to serve all civil and criminal warrants in a timely manner, and provide for the safety and security of the Government Center and Courts.</b> |                        |                           |
| <b>Objective:</b>                                     | <b>To provide a safe and secure environment in the courts.</b>  |                        |                           |
| <b>Objective:</b>                                     | <b>To minimize the number of inmates being transported from the County Jail to the Government Center for court.</b>   |                        |                           |
| <b>Objective:</b>                                     | <b>To minimize the number of out-of-town juvenile transports.</b>   |                        |                           |
| <b>Objective:</b>                                     | <b>To provide for a quick response of a well-trained Special Response Team for tactical situations.</b>   |                        |                           |
| <b>Objective:</b>                                     | <b>To receive and process all civil and criminal processes on the date they are received and forward to Operations Bureau for service within a maximum of two days.</b>   |                        |                           |
| <b>Performance Indicators:</b>                        | <b>FY18<br/>Actual</b>  | <b>FY19<br/>Actual</b> | <b>FY20<br/>Projected</b> |
| Number of court sessions attended                     | 42,808  | 52,810                 | 51,000                    |
| Number of prisoners transported to court              | 5,350   | 11,271                 | 11,000                    |
| Number of Juveniles transported out-of-town           | 395   | 121                    | 50                        |
| Number of Special Response Team Call Outs             | 59  | 67                     | 60                        |
| Number of Civil Process and Criminal Warrants Checked | 36,107  | 37,724                 | 38,000                    |

## Sex Offender Registry Office

**Program Description:**

The Sex Offender Registry office is responsible for ensuring the registration of sex offenders and to provide monitoring and tracking of all registered sex offenders.

|   |  |                        |                           |
|---|--|------------------------|---------------------------|
| <b>Goal:</b>                            | <b>To ensure the safety of the community by tracking, monitoring and registering of sex offenders.</b> |                        |                           |
| <b>Objective:</b>                       | <b>To check and verify sex offender status.</b>  |                        |                           |
| <b>Performance Indicators:</b>          | <b>FY18<br/>Actual</b>   | <b>FY19<br/>Actual</b> | <b>FY20<br/>Projected</b> |
| Number of sex offender checks completed | 5,580  | 6,301                  | 6,500                     |
| <b>Objective:</b>                       | <b>To register all required sex offenders</b>  |                        |                           |
| <b>Performance Indicators:</b>          | <b>FY18<br/>Actual</b>   | <b>FY19<br/>Actual</b> | <b>FY20<br/>Projected</b> |
| Number of registered sex offenders      | 687  | 709                    | 770                       |



## Jail Bureau

**Program Description:**

The Muscogee County Detention Center is a housing facility for pretrial state, local, and federal inmates. The Jail also houses inmates sentenced on misdemeanor and city ordinance sentences.

|                                       |  |               |                  |
|---------------------------------------|--|---------------|------------------|
| <b>Goal:</b>                          | <b>To provide a safe and secure environment for our staff and inmates.</b> |               |                  |
| <b>Objective:</b>                     | <b>Proactive supervision and quality control of processes.</b>             |               |                  |
|                                       | <b>FY18</b>  | <b>FY19</b>   | <b>FY20</b>      |
| <b>Performance Indicators:</b>        | <b>Actual</b>  | <b>Actual</b> | <b>Projected</b> |
| Average Daily Population              | 997  | 1147          | 1110             |
| Number of Inmates Charged with Murder | 57   | 70            | 65               |
| Documented Number of Gang Members     | 500  | 588           | 600              |

## Medical Services

**Program Description:**

The Medical Bureau provides medical/dental and mental health care to all inmates of the Muscogee County Jail.

|                                       |  |               |                  |
|---------------------------------------|--|---------------|------------------|
| <b>Goal:</b>                          | <b>To provide a safe and secure environment for our staff and inmates.</b> |               |                  |
| <b>Objective:</b>                     | <b>Proactive supervision and quality control of processes.</b>             |               |                  |
|                                       | <b>FY18</b>  | <b>FY19</b>   | <b>FY20</b>      |
| <b>Performance Indicators:</b>        | <b>Actual</b>  | <b>Actual</b> | <b>Projected</b> |
| Average Daily Population              | 9,249  | 2,146         | 2,250            |
| Number of Inmates Charged with Murder | 279  | 412           | 435              |
| Documented Number of Gang Members     | 392  | 455           | 480              |

**Budget Notes:**

Medical Services were placed under management by a contractor beginning in FY14.

## Motor Transport

**Program Description:**

The main function of the Motor Transport division is to ensure that all departmental vehicles are in proper operating condition and meet prescribed safety standards. Motor transport is responsible for monitoring vehicle activity and scheduling preventative maintenance and needed repairs.

|                                    |   |               |                  |
|------------------------------------|---|---------------|------------------|
| <b>Goal:</b>                       | <b>To maintain all fleet and assigned vehicles in fully operational status in accordance with the city policy and guidelines.</b> |               |                  |
| <b>Objective:</b>                  | <b>To provide fleet management for all marked patrol vehicles.</b>  |               |                  |
| <b>Objective:</b>                  | <b>To provide fleet management for all administrative vehicles.</b>   |               |                  |
| <b>Objective:</b>                  | <b>To provide fleet management for all SUV's, trucks, and vans.</b>   |               |                  |
|                                    | <b>FY18</b>   | <b>FY19</b>   | <b>FY20</b>      |
| <b>Performance Indicators:</b>     | <b>Actual</b>   | <b>Actual</b> | <b>Projected</b> |
| Number of marked patrol vehicles:  | 51  | 54            | 60               |
| Number of administrative vehicles: | 26  | 30            | 30               |
| Number of SUV's, trucks, and vans: | 33  | 33            | 36               |
| Prisoner Bus                       | 1   | 1             | 1                |



## Tax Commissioner

### DEPARTMENT MISSION STATEMENT

To provide tag and tax services that are accessible and responsive to the needs of the citizens of Muscogee County through innovation, technology, and a professional workforce.

#### Expenditures By Division

|                          | FY17<br>Actual     | FY18<br>Actual     | FY19<br>Actual*    | FY20<br>Adopted    |
|--------------------------|--------------------|--------------------|--------------------|--------------------|
| 5601000 Tax Commissioner | \$1,605,337        | \$1,493,568        | \$1,563,924        | \$1,674,679        |
| <b>DEPARTMENT TOTAL</b>  | <b>\$1,605,337</b> | <b>\$1,493,568</b> | <b>\$1,563,924</b> | <b>\$1,674,679</b> |
| <b>% CHANGE</b>          |                    | <b>-6.96%</b>      | <b>4.71%</b>       | <b>7.08%</b>       |

*\*Unaudited*

#### Expenditures By Category

|                         | FY17<br>Actual     | FY18<br>Actual     | FY19<br>Actual*    | FY20<br>Adopted    |
|-------------------------|--------------------|--------------------|--------------------|--------------------|
| Personal Services       | \$1,381,070        | \$1,281,491        | \$1,366,063        | \$1,445,009        |
| Operations              | \$199,267          | \$202,517          | \$197,862          | \$229,670          |
| <b>OPERATING BUDGET</b> | <b>\$1,580,337</b> | <b>\$1,484,008</b> | <b>\$1,563,924</b> | <b>\$1,674,679</b> |
| Capital Budget          | \$25,000           | \$9,560            | -                  | -                  |
| <b>DEPARTMENT TOTAL</b> | <b>\$1,605,337</b> | <b>\$1,493,568</b> | <b>\$1,563,924</b> | <b>\$1,674,679</b> |
| <b>% CHANGE</b>         |                    | <b>-6.96%</b>      | <b>4.71%</b>       | <b>7.08%</b>       |

*\*Unaudited*

### Positions by Division

|  |              | FY18<br>Actual | FY19<br>Actual | FY20<br>Adopted |
|--|--------------|----------------|----------------|-----------------|
| <b>560-1000 Tax Commissioner</b>           | <b>FT/PT</b> | <b>28/2</b>    | <b>28/2</b>    | <b>28/2</b>     |
| Accounting Operations Administrator*       |              | 1              | 1              | 1               |
| Administrative Technician                  |              | 1              | 1              | 1               |
| Chief Deputy Tax Commissioner              |              | 1              | 1              | 1               |
| Deputy Tax Commissioner*                   |              | 3              | 3              | 3               |
| Support Clerk (PT)                         |              | 2              | 2              | 2               |
| Tax Clerk I                                |              | 12             | 12             | 12              |
| Tax Clerk II                               |              | 7              | 7              | 7               |
| Tax Commissioner                           |              | 1              | 1              | 1               |
| Tax Specialist                             |              | 2              | 2              | 2               |
| <b>Total Full Time/Part Time Positions</b> |              | <b>28/2</b>    | <b>28/2</b>    | <b>28/2</b>     |

\* One (1) Accounting Operations Administrator (G20) reclassified to (G22) (Grade Only), and three (3) Deputy Tax Commissioners (G18) reclassified to (G20) (Grade Only) in FY20.

## Tax Commissioner

### Program Description:

The Tax Commissioner's primary job is to collect ad valorem taxes due by the residents of Muscogee County for the State of Georgia, Columbus Consolidated Government and Muscogee County School District. The Tax Commissioner is responsible for the receiving of tax returns and homestead exemption application and the certification of the real and personal property digest to the State of Georgia, Department of Revenue, and Property Tax Division. Intangible taxes are also the responsibility of this office.

| <b>Goal:</b>                   | <b>To provide courteous, prompt, efficient service to citizens and government in the collection and remission of revenue. (property taxes, motor vehicle registration, fees &amp; penalties, etc).</b>  |                |                   |                |                   |                                |  |  |  |                        |         |         |         |                    |        |        |        |                           |        |        |         |                              |       |       |       |
|--------------------------------|---|----------------|-------------------|----------------|-------------------|--------------------------------|--|--|--|------------------------|---------|---------|---------|--------------------|--------|--------|--------|---------------------------|--------|--------|---------|------------------------------|-------|-------|-------|
| <b>Objective:</b>              | <b>Implement new motor vehicle and property tax laws.</b>   |                |                   |                |                   |                                |  |  |  |                        |         |         |         |                    |        |        |        |                           |        |        |         |                              |       |       |       |
| <b>Objective:</b>              | <b>Obtain 99% property tax collection rate.</b>   |                |                   |                |                   |                                |  |  |  |                        |         |         |         |                    |        |        |        |                           |        |        |         |                              |       |       |       |
| <b>Objective:</b>              | <b>Implement motor vehicle internet registration renewal.</b>   |                |                   |                |                   |                                |  |  |  |                        |         |         |         |                    |        |        |        |                           |        |        |         |                              |       |       |       |
| <b>Objective:</b>              | <b>Improve property tax billing and collection technology.</b>  |                |                   |                |                   |                                |  |  |  |                        |         |         |         |                    |        |        |        |                           |        |        |         |                              |       |       |       |
|                                | <table border="1"> <thead> <tr> <th></th> <th style="text-align: center;">FY18<br/>Actual</th> <th style="text-align: center;">FY19<br/>Actual</th> <th style="text-align: center;">FY20<br/>Projected</th> </tr> </thead> <tbody> <tr> <td><b>Performance Indicators:</b></td> <td></td> <td></td> <td></td> </tr> <tr> <td>Motor Vehicle Services</td> <td style="text-align: right;">261,257</td> <td style="text-align: right;">248,490</td> <td style="text-align: right;">240,000</td> </tr> <tr> <td>Title Transactions</td> <td style="text-align: right;">32,999</td> <td style="text-align: right;">35,427</td> <td style="text-align: right;">38,000</td> </tr> <tr> <td>Property Tax Bills Mailed</td> <td style="text-align: right;">78,787</td> <td style="text-align: right;">99,510</td> <td style="text-align: right;">100,000</td> </tr> <tr> <td>Property Tax Collection Rate</td> <td style="text-align: right;">97.3%</td> <td style="text-align: right;">97.6%</td> <td style="text-align: right;">98.0%</td> </tr> </tbody> </table> |                | FY18<br>Actual    | FY19<br>Actual | FY20<br>Projected | <b>Performance Indicators:</b> |  |  |  | Motor Vehicle Services | 261,257 | 248,490 | 240,000 | Title Transactions | 32,999 | 35,427 | 38,000 | Property Tax Bills Mailed | 78,787 | 99,510 | 100,000 | Property Tax Collection Rate | 97.3% | 97.6% | 98.0% |
|                                | FY18<br>Actual  | FY19<br>Actual | FY20<br>Projected |                |                   |                                |  |  |  |                        |         |         |         |                    |        |        |        |                           |        |        |         |                              |       |       |       |
| <b>Performance Indicators:</b> |   |                |                   |                |                   |                                |  |  |  |                        |         |         |         |                    |        |        |        |                           |        |        |         |                              |       |       |       |
| Motor Vehicle Services         | 261,257   | 248,490        | 240,000           |                |                   |                                |  |  |  |                        |         |         |         |                    |        |        |        |                           |        |        |         |                              |       |       |       |
| Title Transactions             | 32,999  | 35,427         | 38,000            |                |                   |                                |  |  |  |                        |         |         |         |                    |        |        |        |                           |        |        |         |                              |       |       |       |
| Property Tax Bills Mailed      | 78,787  | 99,510         | 100,000           |                |                   |                                |  |  |  |                        |         |         |         |                    |        |        |        |                           |        |        |         |                              |       |       |       |
| Property Tax Collection Rate   | 97.3%   | 97.6%          | 98.0%             |                |                   |                                |  |  |  |                        |         |         |         |                    |        |        |        |                           |        |        |         |                              |       |       |       |



Coroner

## Coroner

### DEPARTMENT MISSION STATEMENT

The Coroner's office exists to serve the residents and visitors of Muscogee County by conducting thorough medico legal death investigations. The Coroner's Office will remain diligent in our effort to seek the truth, establish accurate conclusions, produce prompt reports and function with integrity and compassion in all aspects of our specialized professional expertise and dedicate ourselves to continuous progress towards excellence.

### Expenditures By Division

|                               | FY17<br>Actual   | FY18<br>Actual   | FY19<br>Actual*  | FY20<br>Adopted  |
|-------------------------------|------------------|------------------|------------------|------------------|
| 5701000 Office of the Coroner | \$282,545        | \$291,603        | \$311,319        | \$360,465        |
| <b>DEPARTMENT TOTAL</b>       | <b>\$282,545</b> | <b>\$291,603</b> | <b>\$311,319</b> | <b>\$360,465</b> |
| <b>% CHANGE</b>               |                  | <b>3.21%</b>     | <b>6.76%</b>     | <b>15.79%</b>    |

\*Unaudited

### Expenditures By Category

|                         | FY17<br>Actual   | FY18<br>Actual   | FY19<br>Actual*  | FY20<br>Adopted  |
|-------------------------|------------------|------------------|------------------|------------------|
| Personal Services       | \$259,328        | \$264,128        | \$281,519        | \$315,070        |
| Operations              | \$23,217         | \$27,475         | \$29,800         | \$22,614         |
| <b>OPERATING BUDGET</b> | <b>\$282,545</b> | <b>\$291,603</b> | <b>\$311,319</b> | <b>\$337,684</b> |
| Capital Budget          | -                | -                | -                | \$22,781         |
| <b>DEPARTMENT TOTAL</b> | <b>\$282,545</b> | <b>\$291,603</b> | <b>\$311,319</b> | <b>\$360,465</b> |
| <b>% CHANGE</b>         |                  | <b>3.21%</b>     | <b>6.76%</b>     | <b>15.79%</b>    |

\*Unaudited

### Positions by Division

|  |                | FY18<br>Actual | FY19<br>Actual | FY20<br>Adopted |
|--|----------------|----------------|----------------|-----------------|
| <b>570-1000 Coroner</b>                    | <b>FT/Temp</b> | <b>4/1</b>     | <b>4/1</b>     | <b>5/1</b>      |
| Administrative Assistant                   |                | 1              | 1              | 1               |
| Chief Deputy Coroner                       |                | 1              | 1              | 1               |
| Coroner                                    |                | 1              | 1              | 1               |
| Deputy Coroner*                            |                | 1              | 1              | 2               |
| Driver (Temporary)                         |                | 1              | 1              | 1               |
| <b>Total Full Time/Temporary Positions</b> |                | <b>4/1</b>     | <b>4/1</b>     | <b>5/1</b>      |

\*One (1) Deputy Coroner (G16) added in FY20.

## Coroner

### Program Description:

The Coroner is elected for a four-year term and is charged with the responsibility of investigating deaths from unknown or violent causes, and deaths that occur while unattended by a physician. The Coroner is also charged with holding inquests, assisting law enforcement agencies with investigations, locating, advising, and counseling with families of the deceased, maintaining an up-to-date and complete record system on each case, and the responsibility of transporting bodies to the Medical Examiner's Lab in Atlanta for autopsy.

|                                |  |               |                |
|--------------------------------|--|---------------|----------------|
| <b>Goal:</b>                   | <b>To provide highest level of training and working conditions possible for investigators for safety and efficiency.</b> |               |                |
| <b>Objective:</b>              | <b>Assure investigators attend classes in their area of expertise.</b>   |               |                |
|                                | <b>FY18</b>  | <b>FY19</b>   | <b>FY20</b>    |
| <b>Performance Indicators:</b> | <b>Actual</b>  | <b>Actual</b> | <b>Adopted</b> |
| Percentage of Completion       | 100%   | 100%          | 100%           |

|   |   |               |                |
|---|---|---------------|----------------|
| <b>Goal:</b>                              | <b>To properly conduct body transport to maintain a high standard in establishing accurate conclusion of time of death, cause of death, and other applicable factors.</b> |               |                |
| <b>Objective:</b>                         | <b>To maintain a low level of incidents during body transports.</b>   |               |                |
|   | <b>FY18</b>   | <b>FY19</b>   | <b>FY20</b>    |
| <b>Performance Indicators:</b>            | <b>Actual</b>   | <b>Actual</b> | <b>Adopted</b> |
| Percentage of transports without incident | 100%  | 100%          | 100%           |

|  |  |               |                |
|--|--|---------------|----------------|
| <b>Goal:</b>   | <b>To expedite the production of death certificates for insurance purposes.</b>  |               |                |
| <b>Objective:</b>  | <b>To maintain accurate records in order to complete certificates. To process all death certificates under autopsy in less than six (6) months from date of death.</b>     |               |                |
|  | <b>FY18</b>  | <b>FY19</b>   | <b>FY20</b>    |
| <b>Performance Indicators:</b>                                 | <b>Actual</b>  | <b>Actual</b> | <b>Adopted</b> |
| Percent of death certificates processed within six (6) months. | 98%  | 95%           | 100%           |
| <b>Objective:</b>  | <b>To maintain accurate records in order to complete certificates. To process all death certificates not under autopsy in less than seven (7) days from date of death.</b> |               |                |
|  | <b>FY18</b>  | <b>FY19</b>   | <b>FY20</b>    |
| <b>Performance Indicators:</b>                                 | <b>Actual</b>  | <b>Actual</b> | <b>Adopted</b> |
| Percent of death certificates processed within six (6) days.   | 95%  | 95%           | 95%            |

|   |  |               |                |
|---|--|---------------|----------------|
| <b>Goal:</b>  | <b>To reduce the number of child deaths due to co-sleeping and accident.</b>   |               |                |
| <b>Objective:</b>   | <b>To implement classes and presentations on the importance of back and separate sleep for babies. To reduce child deaths due to co-sleeping by 20%.</b> |               |                |
|   | <b>FY18</b>  | <b>FY19</b>   | <b>FY20</b>    |
| <b>Performance Indicators:</b>                              | <b>Actual</b>  | <b>Actual</b> | <b>Adopted</b> |
| Reduction of child deaths due to co-sleeping and accidents. | 13.5%  | 14.0%         | 20.0%          |

|   |  |                        |                         |
|---|--|------------------------|-------------------------|
| <b>Goal:</b>                              | <b>To reduce the amount of investigations using the pauper's program with an average of 100 cases per year and \$350 each.</b> |                        |                         |
| <b>Objective:</b>                         | <b>To decrease the amount of pauper's cases and thereby reducing the funds paid by the city by 10%.</b>                        |                        |                         |
| <b>Performance Indicators:</b>            | <b>FY18<br/>Actual</b>   | <b>FY19<br/>Actual</b> | <b>FY20<br/>Adopted</b> |
| Reduction of pauper's deaths in the city. | <b>130</b>   | <b>133</b>             | <b>120</b>              |



## Recorder's Court

### **DEPARTMENT MISSION STATEMENT**

Recorders Court hears traffic, criminal and city ordinance cases made by the Columbus Police Department, Special Enforcement, Airport Police, Housing Authority, Metro Narcotic Task Force, Fire Department and the Georgia State Patrol. The court's functional responsibility is to set bail, issue warrants, collect fines/bonds, hear and determine if probable cause exists for Superior/State Court offenses, and adjudicate City Ordinances and certain state offenses. The Treasury Division collects all fines/bonds and other monies directed by the Courts.

### **Expenditures By Division**

|                          | FY17<br>Actual   | FY18<br>Actual   | FY19<br>Actual*  | FY20<br>Adopted    |
|--------------------------|------------------|------------------|------------------|--------------------|
| 5801000 Recorder's Court | \$863,846        | \$906,152        | \$898,998        | \$1,095,429        |
| <b>DEPARTMENT TOTAL</b>  | <b>\$863,846</b> | <b>\$906,152</b> | <b>\$898,998</b> | <b>\$1,095,429</b> |
| <b>% CHANGE</b>          |                  | <b>4.90%</b>     | <b>-0.79%</b>    | <b>21.85%</b>      |

*\*Unaudited*

### **Expenditures By Category**

|                         | FY17<br>Actual   | FY18<br>Actual   | FY19<br>Actual*  | FY20<br>Adopted    |
|-------------------------|------------------|------------------|------------------|--------------------|
| Personal Services       | \$703,382        | \$724,150        | \$712,981        | \$929,564          |
| Operations              | \$160,465        | \$182,002        | \$165,137        | \$165,865          |
| <b>OPERATING BUDGET</b> | <b>\$863,846</b> | <b>\$906,152</b> | <b>\$878,118</b> | <b>\$1,095,429</b> |
| Capital Budget          | -                | -                | 20,879.54        | -                  |
| <b>DEPARTMENT TOTAL</b> | <b>\$863,846</b> | <b>\$906,152</b> | <b>\$898,998</b> | <b>\$1,095,429</b> |
| <b>% CHANGE</b>         |                  | <b>4.90%</b>     | <b>-0.79%</b>    | <b>21.85%</b>      |

*\*Unaudited*

**Positions by Division**

|  | <b>FY18<br/>Actual</b> | <b>FY19<br/>Actual</b> | <b>FY20<br/>Adopted</b> |
|--|------------------------|------------------------|-------------------------|
| <b>580-1000 Recorder's Court FT/PT</b>     | <b>16/1</b>            | <b>18/6</b>            | <b>21/6</b>             |
| Accounting Clerk*                          | 2                      | 0                      | 0                       |
| Chief Recorder's Court Clerk               | 1                      | 1                      | 1                       |
| Chief Recorder's Court Judge               | 1                      | 1                      | 1                       |
| Deputy Clerk II*                           | 0                      | 10                     | 13                      |
| Judicial Administration Technician I*      | 3                      | 0                      | 0                       |
| Judicial Administration Technician II*     | 6                      | 0                      | 0                       |
| Judicial Administration Technician III*    | 1                      | 0                      | 0                       |
| Recorder's Court Judge Pro Tem             | 2                      | 0                      | 0                       |
| Recorder's Court Judge Pro Tem (PT)        | 1                      | 6                      | 6                       |
| Senior Deputy Clerk*                       | 0                      | 2                      | 2                       |
| <b>Total Full Time/Part Time Positions</b> | <b>16/1</b>            | <b>18/6</b>            | <b>21/6</b>             |

\* Three (3) Judicial Administration Technician I (G9) reclassified to Deputy Clerk II (G12), five (5) Judicial Administration Technician II (G10) reclassified to Deputy Clerk II (G12), one (1) Judicial Administration Technician II (G10) reclassified to Senior Deputy Clerk (G14), one (1) Judicial Administration Technician III (G12) reclassified to Senior Deputy Clerk (G14), and two (2) Accounting Clerk (G10) reclassified to Deputy Clerk II (G12) in FY19.

\*\* Three (3) Deputy Clerk II (G12) added in FY20.

**Recorder's Court**

**Program Description:**

Recorders Court hears traffic, criminal and city ordinance cases made by the Columbus Police Department, Special Enforcement, Airport Police, Housing Authority, Metro Narcotic Task Force, Fire Department and the Georgia State Patrol. The court's functional responsibility is to set bail, issue warrants, collect fines/bonds, hear and determine if probable cause exists for Superior/State Court offenses, and adjudicate City Ordinances and certain state offenses. The Treasury Division collects all fines/bonds and other monies directed by the Courts.





Non-Departmental

**Non-Departmental**

**Expenditures By Division**

|                               | FY17<br>Actual      | FY18<br>Actual      | FY19<br>Actual*     | FY20<br>Adopted     |
|-------------------------------|---------------------|---------------------|---------------------|---------------------|
| 5901000 Agency Appropriations | \$1,273,728         | \$1,291,387         | \$1,243,069         | \$1,744,329         |
| 5902000 Contingency           | \$69,267            | \$73,502            | \$233,072           | \$1,171,396         |
| 5903000 Non-Categorical       | \$9,252,907         | \$8,855,047         | \$8,094,546         | \$8,304,814         |
| 5904000 Inter-Fund Transfer   | \$1,149,944         | \$1,419,281         | \$1,198,014         | \$1,100,000         |
| <b>DEPARTMENT TOTAL</b>       | <b>\$11,745,846</b> | <b>\$11,639,217</b> | <b>\$10,768,701</b> | <b>\$12,320,539</b> |
| <b>% CHANGE</b>               |                     | <b>-0.91%</b>       | <b>-7.48%</b>       | <b>14.41%</b>       |

\*Unaudited

**Expenditures By Category**

|                         | FY17<br>Actual      | FY18<br>Actual      | FY19<br>Actual*     | FY20<br>Adopted     |
|-------------------------|---------------------|---------------------|---------------------|---------------------|
| Personal Services       | \$1,719             | -                   | -                   | \$845,012           |
| Operations              | \$11,744,127        | \$11,639,217        | \$10,719,802        | \$11,425,527        |
| <b>OPERATING BUDGET</b> | <b>\$11,745,846</b> | <b>\$11,639,217</b> | <b>\$10,719,802</b> | <b>\$12,270,539</b> |
| Capital Budget          | -                   | -                   | \$48,899            | \$50,000            |
| <b>DEPARTMENT TOTAL</b> | <b>\$11,745,846</b> | <b>\$11,639,217</b> | <b>\$10,768,701</b> | <b>\$12,320,539</b> |
| <b>% CHANGE</b>         |                     | <b>-0.91%</b>       | <b>-7.48%</b>       | <b>14.41%</b>       |

\*Unaudited

## Agency Appropriations

**Program Description:**

The Consolidated Government provides funds to agencies that provide services to the community. The chart below shows the agency appropriations for each organization.

**Agency Appropriations:**

| Agency                                       | FY19 Appropriation | FY20 Adopted       |
|--|--------------------|--------------------|
| Airport Commission                           | \$40,000           | \$40,000           |
| Aid to Other Agencies                        | -                  | 500,000            |
| Department of Family & Children Services     | 41,500             | 41,500             |
| Health Department Rent                       | 317,140            | 321,827            |
| Health Department Services                   | 502,012            | 502,012            |
| New Horizons Community Service Board         | 144,932            | 144,932            |
| River Valley Development Planning Commission | 197,485            | 194,058            |
| <b>TOTAL</b>                                 | <b>\$1,243,069</b> | <b>\$1,744,329</b> |

## Contingency

**Program Description:**

The Contingency Fund is an amount established in each annual budget to finance unusual items, which cannot be anticipated in the budget preparation. As these items occur during the year, transferring the required funds to the appropriate account reduces the contingency.

| Project Description                    | FY20 Adopted       |
|--|--------------------|
| Other Employee Benefits                | 845,012            |
| All Other Non-Categorical Expenditures | 326,384            |
| <b>TOTAL</b>                           | <b>\$1,171,396</b> |

## Non-Categorical

**Program Description:**

Appropriations and expenditures, which pertain solely to a specific department, are budgeted by that department. However, there are certain expenditures, which are not applicable to a specific department, and the non-categorical section has been established for recording these appropriations and expenditures.

|                                | FY20 Adopted        |
|--------------------------------|---------------------|
| Street Lighting Energy         | 3,475,240           |
| Promotion/Advertising Services | 10,000              |
| Contractual Services           | 25,000              |
| Special and Ongoing Projects   | 10,000              |
| Workers Compensation           | 2,621,273           |
| Uninsured Losses               | 341,301             |
| Peace Officer's Annuity        | 772,000             |
| Litigation and Court Costs     | -                   |
| Demolition Services            | 1,000,000           |
| Capital Outlay                 | 50,000              |
| <b>TOTAL</b>                   | <b>\$ 8,304,814</b> |

## Interfund Transfers

**Program Description:**

This activity accounts for operating transfers from the General Fund to other funds. Transfers are made to provide required matching funds for federal and/or state grants. Also, this activity accounts for resources transferred to other funds where actual costs are recorded with funding assistance from the General Fund, such as the Civic Center and Golf Courses. Finally, this activity accounts for transfers of funds allocated to the Capital Improvement Program.

|                                     | <b>FY20 Adopted</b> |
|-------------------------------------|---------------------|
| Transfer to Multi Governmental Fund | 300,000             |
| Transfer to Medical Center Fund     | 600,000             |
| Transfer to Civic Center            | -                   |
| Transfer to Oxbow Creek Golf Course | 150,000             |
| Transfer to Parking Management Fund | -                   |
| Transfer to Bull Creek Golf Course  | 50,000              |
| <b>TOTAL</b>                        | <b>\$ 1,100,000</b> |



## Parking Management

**DEPARTMENT MISSION STATEMENT**

To provide a safe, reliable, dependable and cost effective transit service with a professional team of employees, dedicated to our customers needs and committed to excellence.

**Expenditures By Division**

|                            | FY17<br>Actual | FY18<br>Actual | FY19<br>Actual*  | FY20<br>Adopted  |
|----------------------------|----------------|----------------|------------------|------------------|
| 6103000 Parking Management | -              | -              | \$142,316        | \$177,488        |
| <b>DEPARTMENT TOTAL</b>    | -              | -              | <b>\$142,316</b> | <b>\$177,488</b> |
| <b>% CHANGE</b>            |                | N/A            | N/A              | 24.71%           |

*\*Unaudited*

**Expenditures By Category**

|                         | FY17<br>Actual | FY18<br>Actual | FY19<br>Actual*     | FY20<br>Adopted  |
|-------------------------|----------------|----------------|---------------------|------------------|
| Personal Services       | -              | -              | \$132,018.41        | \$157,338        |
| Operations              | -              | -              | \$10,297.99         | \$20,150         |
| <b>OPERATING BUDGET</b> | -              | -              | <b>\$142,316.40</b> | <b>\$177,488</b> |
| Capital Budget          | -              | -              | -                   | -                |
| <b>DEPARTMENT TOTAL</b> | -              | -              | <b>\$142,316</b>    | <b>\$177,488</b> |
| <b>% CHANGE</b>         |                | N/A            | N/A                 | 24.71%           |

*\*Unaudited*

**Positions by Division**

|  | <b>FY18<br/>Actual</b> | <b>FY19<br/>Actual</b> | <b>FY20<br/>Adopted</b> |
|--|------------------------|------------------------|-------------------------|
| <b>610-3000 Parking Management</b>         | <b>0/0</b>             | <b>1/13</b>            | <b>1/13</b>             |
| Parking Division Manager*                  | 0                      | 1                      | 1                       |
| Parking Enforcement Supervisor**           | 0                      | 0                      | 0                       |
| Parking Enforcement Officer**              | 0                      | 0                      | 0                       |
| Parking Enforcement Officer -PT***         | 0                      | 13                     | 13                      |
| <b>Total Full Time/Part Time Positions</b> | <b>0/0</b>             | <b>1/13</b>            | <b>1/13</b>             |

\*One (1) Parking Division Manager (G18) moved from Parking Management Fund in FY19

\*\*One (1) Parking Enforcement Supervisor (G14) and two (2) Parking Enforcement Officers -PT (G10) deleted in FY19

\*\*\*Thirteen (13) Parking Enforcement Officers -PT (G10) added in FY19 Mid Year

**Parking Management**

**Program Description:**

The division responsibility is to enforce the Parking Ordinances.

|   |   |                        |                         |
|---|---|------------------------|-------------------------|
| <b>Goal:</b>  | <b>To enforce ordinances regarding parking in the Uptown Management Area, Lakebottom, 9th Street and North Lake Business District.</b>                |                        |                         |
| <b>Objective:</b>   | <b>To monitor Uptown Enforcement Area, Lakebottom, 9th Street and North Lake Business District and issue citations when parking violations occur.</b> |                        |                         |
| <b>Performance Indicators:</b>  | <b>FY18<br/>Actual</b>  | <b>FY19<br/>Actual</b> | <b>FY20<br/>Adopted</b> |
| Increased revenue from issued tickets for violations and payments processed | 0%  | 98%                    | 98%                     |

|  |   |                        |                           |
|--|---|------------------------|---------------------------|
| <b>Goal:</b>                                       | <b>To collect revenue for outstanding unpaid citations written by Metra and other law enforcement agencies of the city.</b>   |                        |                           |
| <b>Objective:</b>                                  | <b>To ensure that repeat violators pay outstanding, unpaid citations, which includes notifying violator via certified mail, and depending upon the violator, could include immobilization and eventual towing of the vehicle.</b> |                        |                           |
| <b>Performance Indicators:</b>                     | <b>FY18<br/>Actual</b>  | <b>FY19<br/>Actual</b> | <b>FY20<br/>Projected</b> |
| Increased revenue for outstanding unpaid citations | 0%  | 95%                    | 95%                       |

|  |  |                        |                           |
|--|--|------------------------|---------------------------|
| <b>Goal:</b>   | <b>To manage and maintain the city owned parking garages and to reduce utilities cost for all parking structures.</b>  |                        |                           |
| <b>Objective:</b>  | <b>To lease parking spaces and permit daily public parking in a safe environment, which includes, but is not limited to; assigning spaces, accepting lease payments, and keeping garages free of hazardous materials and debris.</b> |                        |                           |
| <b>Performance Indicators:</b>                             | <b>FY18<br/>Actual</b>   | <b>FY19<br/>Actual</b> | <b>FY20<br/>Projected</b> |
| Percent increase of leased spaces and daily public parkers | 0%   | 95%                    | 95%                       |
| Percent increase of lower utility cost                     | 0%   | 95%                    | 95%                       |

## 2009 OTHER LOCAL OPTION SALES TAX (LOST) FUND – PUBLIC SAFETY

**The Other Local Option Sales Tax Fund is an operating fund of the government that accounts for all financial resources related to the 70% portion for Public Safety of the other Local Option Sales Tax implemented in 2009.**

[Return to Table of Contents](#)

## OLOST - Public Safety/Executive

### DEPARTMENT MISSION STATEMENT

The purpose of the Crime Prevention and Intervention Program is to identify and recommend long-term initiatives that will assist in preventing crime in Columbus, Georgia. It is much more cost efficient in the long run to prevent crime than for the public to bear the costs of incarceration. There will be five areas of emphasis that the program will focus on including Recreation, Education, Drug and Alcohol Prevention and Intervention, Employment and Jobs, and Community Policing.

### Expenditures By Division

|  | FY17<br>Actual   | FY18<br>Actual   | FY19<br>Actual*  | FY20<br>Adopted  |
|--|------------------|------------------|------------------|------------------|
| 1109900 Office of the Crime Prevention** | \$82,295         | \$82,253         | \$82,296         | \$839,706        |
| 1109903 Crime Prevention Programs        | \$583,907        | \$647,000        | \$658,000        | -                |
| 1109904 Crime Prev- D.A.R.E. to be GREAT | \$72,074         | \$33,719         | \$25,299         | -                |
| 1109905 Juvenile Drug Court              | \$31,125         | \$8,715          | -                | -                |
| 1109906 Boxwood Recreation Center        | \$77,089         | -                | -                | -                |
| 1109908 Adult Drug Court                 | \$59,292         | \$12,447         | -                | -                |
| 1109909 Jr. Marshal Program              | \$28,672         | \$9,255          | \$10,909         | -                |
| 1109911 Office of Dispute Resolution     | \$17,520         | \$10,000         | \$18,000         | -                |
| <b>DEPARTMENT TOTAL</b>                  | <b>\$951,974</b> | <b>\$803,389</b> | <b>\$794,504</b> | <b>\$839,706</b> |
| <b>% CHANGE</b>                          |                  | <b>-15.61%</b>   | <b>-1.11%</b>    | <b>5.69%</b>     |

\*Unaudited

\*\*During the course of the Fiscal Year, the Office of Crime Prevention allocates funding to specified Crime Prevention Programs from its total appropriation.

### Expenditures By Category

|                         | FY17<br>Actual   | FY18<br>Actual   | FY19<br>Actual*  | FY20<br>Adopted  |
|-------------------------|------------------|------------------|------------------|------------------|
| Personal Services       | \$212,317        | \$91,027         | \$86,625         | \$80,006         |
| Operations              | \$739,657        | \$710,395        | \$707,879        | \$759,700        |
| <b>OPERATING BUDGET</b> | <b>\$951,974</b> | <b>\$801,422</b> | <b>\$794,504</b> | <b>\$839,706</b> |
| Capital Budget          | -                | \$1,967          | -                | -                |
| <b>DEPARTMENT TOTAL</b> | <b>\$951,974</b> | <b>\$803,389</b> | <b>\$794,504</b> | <b>\$839,706</b> |
| <b>% CHANGE</b>         |                  | <b>-15.61%</b>   | <b>-1.11%</b>    | <b>5.69%</b>     |

\*Unaudited

**Positions by Division**

|  | <b>FY18<br/>Actual</b> | <b>FY19<br/>Actual</b> | <b>FY20<br/>Adopted</b> |
|--|------------------------|------------------------|-------------------------|
| <b>110-9900 Office of Crime Prevention FT/PT</b> | <b>1</b>               | <b>1</b>               | <b>1</b>                |
| Crime Prevention Director - LOST Funded          | 1                      | 1                      | 1                       |
| <b>Total Full Time/Part Time Positions</b>       | <b>1</b>               | <b>1</b>               | <b>1</b>                |



## OLOST - Public Safety/Public Works

### **DEPARTMENT MISSION STATEMENT**

The Department of Public Works strives to serve the community by providing street and road maintenance, storm drainage, environmental enforcement, urban forest maintenance, waste disposal and maintenance of city owned properties in a safe and efficient manner, which is sensitive to the environment. The department is committed to doing its part to enhance the high quality of life for the current and future generations.

### **Expenditures By Division**

|                         | FY17<br>Actual   | FY18<br>Actual   | FY19<br>Actual*  | FY20<br>Adopted  |
|-------------------------|------------------|------------------|------------------|------------------|
| 2609900 Public Works    | \$116,813        | \$112,448        | \$122,401        | \$130,157        |
| <b>DEPARTMENT TOTAL</b> | <b>\$116,813</b> | <b>\$112,448</b> | <b>\$122,401</b> | <b>\$130,157</b> |
| <b>% CHANGE</b>         |                  | <b>-3.74%</b>    | <b>8.85%</b>     | <b>6.34%</b>     |

*\*Unaudited*

### **Expenditures By Category**

|                         | FY17<br>Actual   | FY18<br>Actual   | FY19<br>Actual*  | FY20<br>Adopted  |
|-------------------------|------------------|------------------|------------------|------------------|
| Personal Services       | \$116,813        | \$112,448        | \$122,401        | \$130,157        |
| Operations              |                  |                  |                  |                  |
| <b>OPERATING BUDGET</b> | <b>\$116,813</b> | <b>\$112,448</b> | <b>\$122,401</b> | <b>\$130,157</b> |
| Capital Budget          | -                | -                | -                | -                |
| <b>DEPARTMENT TOTAL</b> | <b>\$116,813</b> | <b>\$112,448</b> | <b>\$122,401</b> | <b>\$130,157</b> |
| <b>% CHANGE</b>         |                  | <b>-3.74%</b>    | <b>8.85%</b>     | <b>6.34%</b>     |

*\*Unaudited*

### **Budget Note:**

\$3,828 (including benefits) Annual Supplement for 34 Sworn Officers

## OLOST - Public Safety/Parks and Recreation

### **DEPARTMENT MISSION STATEMENT**

The Columbus Parks and Recreation Department strives to enhance the quality of life for all citizens of this community by providing passive and active recreational, educational and cultural programming services for all age groups. It is our objective to provide parks and recreation facilities that are safe, accessible and aesthetically pleasing to the entire community. This division will strive for continual improvement of its broad-based, recreational programs to ensure opportunities for all citizens in order to maintain its leadership among comparable sized cities in the United States.

### **Expenditures By Division**

|                            | FY17<br>Actual  | FY18<br>Actual  | FY19<br>Actual* | FY20<br>Adopted |
|----------------------------|-----------------|-----------------|-----------------|-----------------|
| 2709900 Parks & Recreation | \$45,671        | \$41,253        | \$46,221        | \$49,766        |
| <b>DEPARTMENT TOTAL</b>    | <b>\$45,671</b> | <b>\$41,253</b> | <b>\$46,221</b> | <b>\$49,766</b> |
| <b>% CHANGE</b>            |                 | <b>-9.67%</b>   | <b>12.04%</b>   | <b>7.67%</b>    |

*\*Unaudited*

### **Expenditures By Category**

|                         | FY17<br>Actual  | FY18<br>Actual  | FY19<br>Actual* | FY20<br>Adopted |
|-------------------------|-----------------|-----------------|-----------------|-----------------|
| Personal Services       | \$45,671        | \$41,253        | \$46,221        | \$49,766        |
| Operations              | -               | -               | -               | -               |
| <b>OPERATING BUDGET</b> | <b>\$45,671</b> | <b>\$41,253</b> | <b>\$46,221</b> | <b>\$49,766</b> |
| Capital Budget          | -               | -               | -               | -               |
| <b>DEPARTMENT TOTAL</b> | <b>\$45,671</b> | <b>\$41,253</b> | <b>\$46,221</b> | <b>\$49,766</b> |
| <b>% CHANGE</b>         |                 | <b>-9.67%</b>   | <b>12.04%</b>   | <b>7.67%</b>    |

*\*Unaudited*

### **Budget Note:**

\$3,828 (including benefits) Annual Supplement for 13 Sworn Officers

## OLOST - Public Safety/Police

### **DEPARTMENT MISSION STATEMENT**

The Columbus Police Department will deliver effective and responsive law enforcement to all citizens of the City of Columbus in a fair and equitable manner. As an integral part of the Columbus Community, we are committed to communicate with those we serve and to join with them in establishing priorities to enhance the quality of life for the entire community.

### **Expenditures By Division**

|                         | FY17<br>Actual     | FY18<br>Actual     | FY19<br>Actual*    | FY20<br>Adopted    |
|-------------------------|--------------------|--------------------|--------------------|--------------------|
| 4009900 Police          | \$8,918,448        | \$8,652,230        | \$8,331,764        | \$8,672,320        |
| 4009902 E-911           | \$713,213          | \$681,762          | \$646,647          | \$706,338          |
| <b>DEPARTMENT TOTAL</b> | <b>\$9,631,661</b> | <b>\$9,333,992</b> | <b>\$8,978,411</b> | <b>\$9,378,658</b> |
| <b>% CHANGE</b>         |                    | <b>-3.09%</b>      | <b>-3.81%</b>      | <b>4.46%</b>       |

*\*Unaudited*

### **Expenditures By Category**

|                         | FY17<br>Actual     | FY18<br>Actual     | FY19<br>Actual*    | FY20<br>Adopted    |
|-------------------------|--------------------|--------------------|--------------------|--------------------|
| Personal Services       | \$7,649,685        | \$7,621,495        | \$7,662,385        | \$8,458,793        |
| Operations              | \$633,328          | \$652,222          | \$657,131          | \$777,348          |
| <b>OPERATING BUDGET</b> | <b>\$8,283,013</b> | <b>\$8,273,717</b> | <b>\$8,319,516</b> | <b>\$9,236,141</b> |
| Capital Budget          | \$1,348,648        | \$1,060,275        | \$658,895          | \$142,517          |
| <b>DEPARTMENT TOTAL</b> | <b>\$9,631,661</b> | <b>\$9,333,992</b> | <b>\$8,978,411</b> | <b>\$9,378,658</b> |
| <b>% CHANGE</b>         |                    | <b>-3.09%</b>      | <b>-3.81%</b>      | <b>4.46%</b>       |

*\*Unaudited*

### **Positions by Division**

|  |              | FY18<br>Actual | FY19<br>Actual | FY20<br>Adopted |
|--|--------------|----------------|----------------|-----------------|
| <b>400-9900 Police</b>                     | <b>FT/PT</b> | <b>110</b>     | <b>110</b>     | <b>110</b>      |
| Sergeant                                   |              | 12             | 12             | 12              |
| Corporal                                   |              | 14             | 14             | 14              |
| Officer*                                   |              | 84             | 84             | 84              |
| <b>400-9902 E-911</b>                      | <b>FT/PT</b> | <b>9</b>       | <b>9</b>       | <b>9</b>        |
| Comunication Technician I/II/III           |              | 9              | 9              | 9               |
| <b>Total Full Time/Part Time Positions</b> |              | <b>119</b>     | <b>119</b>     | <b>119</b>      |

*\* For FY14 to FY20, ten (10) Police Officers were temporarily transferred from the General Fund to the LOST Fund*

### **Budget Notes:**

\$3,828 (including benefits) Annual Supplement for 488 Sworn Officers

**Police Operations: \$435,866**

Education/Training = \$24,926

Operating Materials = \$56,643

Motor Fuel = \$309,297

Uniforms = \$45,000

**Police Capital Outlay: \$578,407**

Fifty (50) Police Pursuit Vehicles w/ Equipment Installation  
(Capital Lease Program) = \$497,222

Four (4) Pursuit Tahoes w/ Equipment Installation = \$50,950

Headsets for Motor Squad = \$30,235

**E911 Operations: \$341,482**

Enhanced Data P25 Radio Upgrade = \$341,482

## OLOST - Public Safety/Fire & EMS

### **DEPARTMENT MISSION STATEMENT**

The mission of this department is to ensure a safe community to work and raise a family, by providing the most efficient response and mitigation of fires, hazardous materials, medical, natural disasters and other emergencies that threaten the welfare of our citizens.

### **Expenditures By Division**

|                         | FY17<br>Actual     | FY18<br>Actual     | FY19<br>Actual*    | FY20<br>Adopted    |
|-------------------------|--------------------|--------------------|--------------------|--------------------|
| 4109900 Fire / EMS      | \$3,310,007        | \$2,821,121        | \$2,958,051        | \$2,770,526        |
| <b>DEPARTMENT TOTAL</b> | <b>\$3,310,007</b> | <b>\$2,821,121</b> | <b>\$2,958,051</b> | <b>\$2,770,526</b> |
| <b>% CHANGE</b>         |                    | <b>-14.77%</b>     | <b>4.85%</b>       | <b>-6.34%</b>      |

\*Unaudited

### **Expenditures By Category**

|                         | FY17<br>Actual     | FY18<br>Actual     | FY19<br>Actual*    | FY20<br>Adopted    |
|-------------------------|--------------------|--------------------|--------------------|--------------------|
| Personal Services       | \$2,573,347        | \$2,543,402        | \$2,659,954        | \$2,578,086        |
| Operations              | \$97,677           | \$45,191           | -                  | \$125,000          |
| <b>OPERATING BUDGET</b> | <b>\$2,671,023</b> | <b>\$2,588,593</b> | <b>\$2,659,954</b> | <b>\$2,703,086</b> |
| Capital Budget          | \$638,983          | \$232,528          | \$298,096          | \$67,440           |
| <b>DEPARTMENT TOTAL</b> | <b>\$3,310,007</b> | <b>\$2,821,121</b> | <b>\$2,958,051</b> | <b>\$2,770,526</b> |
| <b>% CHANGE</b>         |                    | <b>-14.77%</b>     | <b>4.85%</b>       | <b>-6.34%</b>      |

\*Unaudited

### **Positions by Division**

|  |              | FY18<br>Actual | FY19<br>Actual | FY20<br>Adopted |
|--|--------------|----------------|----------------|-----------------|
| <b>410-9900 Fire/EMS</b>                   | <b>FT/PT</b> | <b>20</b>      | <b>20</b>      | <b>20</b>       |
| Firefighter/EMT/Fire Medic*                |              | 20             | 20             | 20              |
| <b>Total Full Time/Part Time Positions</b> |              | <b>20</b>      | <b>20</b>      | <b>20</b>       |

\* For FY14 to FY20, fourteen (14) Firefighters were temporarily transferred from General Fund to LOST Fund

### **Budget Notes:**

\$3,828 (including benefits) Annual Supplement for 376 Sworn Officers

### **Operations: \$10,000**

Monthly Maintenance for T1 Lines/Metro E Connections = \$100,000

### **Capital Outlay: \$93,690**

Personal Protective Equipment (New) = \$67,440

Staffing Module for Emergency Reporting (Year 2 of 3) = \$26,250

## OLOST - Public Safety/MCP

### DEPARTMENT MISSION STATEMENT

As a work prison, the mission is three-fold: To protect the public through effective control and custody of inmates, provide effective methods of self-improvement for inmates, and provide a safe and professional work environment for our staff.

### Expenditures By Division

|                                   | FY17<br>Actual   | FY18<br>Actual   | FY19<br>Actual*  | FY20<br>Adopted  |
|-----------------------------------|------------------|------------------|------------------|------------------|
| 4209900 Muscogee County<br>Prison | \$687,250        | \$672,949        | \$689,672        | \$674,396        |
| <b>DEPARTMENT TOTAL</b>           | <b>\$687,250</b> | <b>\$672,949</b> | <b>\$689,672</b> | <b>\$674,396</b> |
| <b>% CHANGE</b>                   |                  | <b>-2.08%</b>    | <b>2.49%</b>     | <b>-2.21%</b>    |

*\*Unaudited*

### Expenditures By Category

|                         | FY17<br>Actual   | FY18<br>Actual   | FY19<br>Actual*  | FY20<br>Adopted  |
|-------------------------|------------------|------------------|------------------|------------------|
| Personal Services       | \$579,617        | \$629,317        | \$689,672        | \$674,936        |
| Operations              | -                | -                | -                | -                |
| <b>OPERATING BUDGET</b> | <b>\$579,617</b> | <b>\$629,317</b> | <b>\$689,672</b> | <b>\$674,936</b> |
| Capital Budget          | \$107,633        | \$43,632         | -                | -                |
| <b>DEPARTMENT TOTAL</b> | <b>\$687,250</b> | <b>\$672,949</b> | <b>\$689,672</b> | <b>\$674,936</b> |
| <b>% CHANGE</b>         |                  | <b>-2.08%</b>    | <b>2.49%</b>     | <b>-2.14%</b>    |

*\*Unaudited*

### Positions by Division

|  | FY18<br>Actual | FY19<br>Actual | FY20<br>Adopted |
|--|----------------|----------------|-----------------|
| <b>420-9900 MCP FT/PT</b>                  | <b>5</b>       | <b>5</b>       | <b>5</b>        |
| Corrections Sergeant                       | 1              | 1              | 1               |
| Correctional Officer                       | 4              | 4              | 4               |
| <b>Total Full Time/Part Time Positions</b> | <b>5</b>       | <b>5</b>       | <b>5</b>        |

### Budget Notes:

\$3,828 (including benefits) Annual Supplement for 112 Sworn Officers

## OLOST - Public Safety/District Attorney

### **DEPARTMENT MISSION STATEMENT**

The mission of the District Attorney's office is to prepare a file for each case, identify the evidence and witnesses needed, research the pertinent law and determine the correct charges. The District Attorney's office strives to stay ahead of, and on top of the legal burdens placed upon the prosecutors, to protect the rights of all citizens, victims and defendants.

### **Expenditures By Division**

|                           | FY17<br>Actual   | FY18<br>Actual   | FY19<br>Actual*  | FY20<br>Adopted  |
|---------------------------|------------------|------------------|------------------|------------------|
| 5009900 District Attorney | \$133,469        | \$165,612        | \$194,015        | \$189,546        |
| <b>DEPARTMENT TOTAL</b>   | <b>\$133,469</b> | <b>\$165,612</b> | <b>\$194,015</b> | <b>\$189,546</b> |
| <b>% CHANGE</b>           |                  | <b>24.08%</b>    | <b>17.15%</b>    | <b>-2.30%</b>    |

*\*Unaudited*

### **Expenditures By Category**

|                         | FY17<br>Actual   | FY18<br>Actual   | FY19<br>Actual*  | FY20<br>Adopted  |
|-------------------------|------------------|------------------|------------------|------------------|
| Personal Services       | \$133,469        | \$165,612        | \$194,015        | \$189,546        |
| Operations              | -                | -                | -                | -                |
| <b>OPERATING BUDGET</b> | <b>\$133,469</b> | <b>\$165,612</b> | <b>\$194,015</b> | <b>\$189,546</b> |
| Capital Budget          | -                | -                | -                | -                |
| <b>DEPARTMENT TOTAL</b> | <b>\$133,469</b> | <b>\$165,612</b> | <b>\$194,015</b> | <b>\$189,546</b> |
| <b>% CHANGE</b>         |                  | <b>24.08%</b>    | <b>17.15%</b>    | <b>-2.30%</b>    |

*\*Unaudited*

### **Positions by Division**

|  | FY18<br>Actual | FY19<br>Actual | FY20<br>Adopted |
|--|----------------|----------------|-----------------|
| <b>500-9900 District Attorney FT/PT</b>    | <b>2</b>       | <b>2</b>       | <b>2</b>        |
| Assistant District Attorney                | 2              | 2              | 2               |
| <b>Total Full Time/Part Time Positions</b> | <b>2</b>       | <b>2</b>       | <b>2</b>        |

## OLOST - Public Safety/Clerk of Superior Court

### DEPARTMENT MISSION STATEMENT

The Clerk of Superior Court serves in the capacity as Clerk of Superior Court and as Clerk of State Courts. This is an elected office with a term of four years. The Clerk's primary responsibility is to serve as the recorder of all real estate transactions for Muscogee County, and to collect delinquent fines.

### Expenditures By Division

|                           |                         | FY17<br>Actual | FY18<br>Actual  | FY19<br>Actual* | FY20<br>Adopted |
|---------------------------|-------------------------|----------------|-----------------|-----------------|-----------------|
| 5009902                   | Clerk of Superior Court | -              | \$39,059        | \$47,296        | \$42,981        |
| <b>DEPARTMENTAL TOTAL</b> |                         | -              | <b>\$39,059</b> | <b>\$47,296</b> | <b>\$42,981</b> |
| <b>% CHANGE</b>           |                         |                | N/A             | 21.09%          | -9.12%          |

\*Unaudited

### Expenditures By Category

|                         |  | FY17<br>Actual | FY18<br>Actual  | FY19<br>Actual* | FY20<br>Adopted |
|-------------------------|--|----------------|-----------------|-----------------|-----------------|
| Personal Services       |  | -              | \$39,059        | \$47,296        | \$42,981        |
| Operations              |  | -              | -               | -               | -               |
| <b>OPERATING BUDGET</b> |  | -              | <b>\$39,059</b> | <b>\$47,296</b> | <b>\$42,981</b> |
| Capital Budget          |  | -              | -               | -               | -               |
| <b>DEPARTMENT TOTAL</b> |  | -              | <b>\$39,059</b> | <b>\$47,296</b> | <b>\$42,981</b> |
| <b>% CHANGE</b>         |  |                | N/A             | 21.09%          | -9.12%          |

\* Unaudited

### Positions by Division

|  |              | FY18<br>Actual | FY19<br>Actual | FY20<br>Adopted |
|--|--------------|----------------|----------------|-----------------|
| <b>500-9902 Clerk of Superior Court</b>    | <b>FT/PT</b> | <b>1</b>       | <b>1</b>       | <b>1</b>        |
| Deputy Clerk II                            |              | 1              | 1              | 1               |
| <b>Total Full Time/Part Time Positions</b> |              | <b>1</b>       | <b>1</b>       | <b>1</b>        |



## OLOST - Public Safety/State Court

### **DEPARTMENT MISSION STATEMENT**

The State Court Solicitor's Office prosecutes all Muscogee County misdemeanor and City Ordinance violations appealed from Recorder's Court. Investigators collect all warrants, citations, reports, documents, records, histories and evidence, including witness interviews. Recommendations for disposition and sentencing are made and cases are presented to a Judge for pleas. The Solicitor's Office coordinates jail pleas and arraignment dockets before a State Court Judge.

### **Expenditures By Division**

|                               | FY17<br>Actual   | FY18<br>Actual   | FY19<br>Actual*  | FY20<br>Adopted  |
|-------------------------------|------------------|------------------|------------------|------------------|
| 5109900 State Court Solicitor | \$219,821        | \$202,624        | \$224,432        | \$220,812        |
| <b>DEPARTMENT TOTAL</b>       | <b>\$219,821</b> | <b>\$202,624</b> | <b>\$224,432</b> | <b>\$220,812</b> |
| <b>% CHANGE</b>               |                  | <b>-7.82%</b>    | <b>10.76%</b>    | <b>-1.61%</b>    |

*\*Unaudited*

### **Expenditures By Category**

|                         | FY17<br>Actual   | FY18<br>Actual   | FY19<br>Actual*  | FY20<br>Adopted  |
|-------------------------|------------------|------------------|------------------|------------------|
| Personal Services       | \$210,377        | \$185,731        | \$210,968        | \$206,812        |
| Operations              | \$9,443          | \$16,893         | \$13,464         | \$14,000         |
| <b>OPERATING BUDGET</b> | <b>\$219,821</b> | <b>\$202,624</b> | <b>\$224,432</b> | <b>\$220,812</b> |
| Capital Budget          | -                | -                | -                | -                |
| <b>DEPARTMENT TOTAL</b> | <b>\$219,821</b> | <b>\$202,624</b> | <b>\$224,432</b> | <b>\$220,812</b> |
| <b>% CHANGE</b>         |                  | <b>-7.82%</b>    | <b>10.76%</b>    | <b>-1.61%</b>    |

*\*Unaudited*

### **Positions by Division**

|   | FY18<br>Actual | FY19<br>Actual | FY20<br>Adopted |
|---|----------------|----------------|-----------------|
| <b>510-9900 State Court Solicitor FT/PT</b> | <b>3/0</b>     | <b>3/0</b>     | <b>3/0</b>      |
| Assistant Solicitor                         | 2              | 2              | 2               |
| Deputy Clerk II-Solicitor General           | 1              | 1              | 1               |
| <b>Total Full Time/Part Time Positions</b>  | <b>3/0</b>     | <b>3/0</b>     | <b>3/0</b>      |

## OLOST - Public Safety/Public Defender

### **DEPARTMENT MISSION STATEMENT**

To process cases through the criminal justice system as expediently as possible while providing high quality and professional representation of clients.

### **Expenditures By Division**

|                         | FY17<br>Actual   | FY18<br>Actual   | FY19<br>Actual*  | FY20<br>Adopted  |
|-------------------------|------------------|------------------|------------------|------------------|
| 5209900 Public Defender | \$144,846        | \$146,710        | \$173,864        | \$174,794        |
| <b>DEPARTMENT TOTAL</b> | <b>\$144,846</b> | <b>\$146,710</b> | <b>\$173,864</b> | <b>\$174,794</b> |
| <b>% CHANGE</b>         |                  | <b>1.29%</b>     | <b>18.51%</b>    | <b>0.53%</b>     |

*\*Unaudited*

### **Expenditures By Category**

|                         | FY17<br>Actual   | FY18<br>Actual   | FY19<br>Actual*  | FY20<br>Adopted  |
|-------------------------|------------------|------------------|------------------|------------------|
| Personal Services       | -                | -                | -                | -                |
| Operations              | \$144,846        | \$146,710        | \$173,864        | \$174,794        |
| <b>OPERATING BUDGET</b> | <b>\$144,846</b> | <b>\$146,710</b> | <b>\$173,864</b> | <b>\$174,794</b> |
| Capital Budget          | -                | -                | -                | -                |
| <b>DEPARTMENT TOTAL</b> | <b>\$144,846</b> | <b>\$146,710</b> | <b>\$173,864</b> | <b>\$174,794</b> |
| <b>% CHANGE</b>         |                  | <b>1.29%</b>     | <b>18.51%</b>    | <b>0.53%</b>     |

*\*Unaudited*

### **Positions by Division**

|  | FY18<br>Actual | FY19<br>Actual | FY20<br>Adopted |
|--|----------------|----------------|-----------------|
| <b>520-9900 Public Defender FT/PT</b>      | <b>2</b>       | <b>2</b>       | <b>2</b>        |
| Assistant Public Defender                  | 2              | 2              | 2               |
| <b>Total Full Time/Part Time Positions</b> | <b>2</b>       | <b>2</b>       | <b>2</b>        |

## OLOST - Public Safety/Marshal

### DEPARTMENT MISSION STATEMENT

The Marshal's Department enforces the orders, writs and precepts of the Municipal Court. The department has original jurisdiction to enforce all orders and directives of the Municipal and Magistrate Courts.

#### Expenditures By Division

|                         | FY17<br>Actual   | FY18<br>Actual   | FY19<br>Actual*  | FY20<br>Adopted  |
|-------------------------|------------------|------------------|------------------|------------------|
| 5309900 Marshal         | \$311,244        | \$368,761        | \$325,834        | \$316,787        |
| <b>DEPARTMENT TOTAL</b> | <b>\$311,244</b> | <b>\$368,761</b> | <b>\$325,834</b> | <b>\$316,787</b> |
| <b>% CHANGE</b>         |                  | <b>18.48%</b>    | <b>-11.64%</b>   | <b>-2.78%</b>    |

*\*Unaudited*

#### Expenditures By Category

|                         | FY17<br>Actual   | FY18<br>Actual   | FY19<br>Actual*  | FY20<br>Adopted  |
|-------------------------|------------------|------------------|------------------|------------------|
| Personal Services       | \$311,244        | \$319,324        | \$325,834        | \$316,787        |
| Operations              | -                | \$2,175          | -                | -                |
| <b>OPERATING BUDGET</b> | <b>\$311,244</b> | <b>\$321,499</b> | <b>\$325,834</b> | <b>\$316,787</b> |
| Capital Budget          | -                | \$47,262         | -                | -                |
| <b>DEPARTMENT TOTAL</b> | <b>\$311,244</b> | <b>\$368,761</b> | <b>\$325,834</b> | <b>\$316,787</b> |
| <b>% CHANGE</b>         |                  | <b>18.48%</b>    | <b>-11.64%</b>   | <b>-2.78%</b>    |

*\*Unaudited*

#### Positions by Division

|  |              | FY18<br>Actual | FY19<br>Actual | FY20<br>Adopted |
|--|--------------|----------------|----------------|-----------------|
| <b>530-9900 Marshal</b>                    | <b>FT/PT</b> | <b>5</b>       | <b>5</b>       | <b>5</b>        |
| Deputy Marshal                             |              | 5              | 5              | 5               |
| <b>Total Full Time/Part Time Positions</b> |              | <b>5</b>       | <b>5</b>       | <b>5</b>        |

#### **Budget Notes:**

\$3,828 (including benefits) Annual Supplement for 16 Sworn Officers

#### **Capital Outlay = \$9,944**

1 Pursuit Vehicle with Equipment Installation (Capital Lease) = \$9,944

## OLOST - Public Safety / Clerk of Municipal Court

### **DEPARTMENT MISSION STATEMENT**

The voters of Muscogee County elect the Clerk of Municipal Court to a four-year term. Municipal Court has jurisdiction of civil cases when the amount does not exceed \$15,000 including suits for damages, breach of contract, and garnishments and writs of possession up to \$15,000. In addition, all dispossessory proceedings, attachment levies, foreclosure liens and distress warrants are handled in Municipal Court. The Clerk of Municipal Court must record and maintain minutes and pleadings; collect and disburse court monies and costs to litigants. Warrants are also issued for bad checks, peace, criminal charges and good behavior.

### **Expenditures By Division**

|                               | FY17<br>Actual  | FY18<br>Actual  | FY19<br>Actual* | FY20<br>Adopted |
|-------------------------------|-----------------|-----------------|-----------------|-----------------|
| 5309902 Municipal Court Clerk | \$86,307        | \$93,332        | \$73,754        | \$89,897        |
| <b>DEPARTMENT TOTAL</b>       | <b>\$86,307</b> | <b>\$93,332</b> | <b>\$73,754</b> | <b>\$89,897</b> |
| <b>% CHANGE</b>               |                 | <b>8.14%</b>    | <b>-20.98%</b>  | <b>21.89%</b>   |

*\*Unaudited*

### **Expenditures By Category**

|                         | FY17<br>Actual  | FY18<br>Actual  | FY19<br>Actual* | FY20<br>Adopted |
|-------------------------|-----------------|-----------------|-----------------|-----------------|
| Personal Services       | \$86,307        | \$93,332        | \$73,754        | \$89,897        |
| Operations              | -               | -               | -               | -               |
| <b>OPERATING BUDGET</b> | <b>\$86,307</b> | <b>\$93,332</b> | <b>\$73,754</b> | <b>\$89,897</b> |
| Capital Budget          | -               | -               | -               | -               |
| <b>DEPARTMENT TOTAL</b> | <b>\$86,307</b> | <b>\$93,332</b> | <b>\$73,754</b> | <b>\$89,897</b> |
| <b>% CHANGE</b>         |                 | <b>8.14%</b>    | <b>-20.98%</b>  | <b>21.89%</b>   |

*\*Unaudited*

### **Positions by Division**

|   | FY18<br>Actual | FY19<br>Actual | FY20<br>Adopted |
|---|----------------|----------------|-----------------|
| <b>530-9902 Municipal Court Clerk FT/PT</b> | <b>2/0</b>     | <b>2/0</b>     | <b>2/0</b>      |
| Senior Deputy Clerk*                        | 1              | 1              | 0               |
| Deputy Clerk II*                            | 1              | 1              | 2               |
| <b>Total Full Time/Part Time Positions</b>  | <b>2/0</b>     | <b>2/0</b>     | <b>2/0</b>      |

*\* One (1) Senior Deputy Clerk moved from LOST Fund to General Fund, and one (1) Deputy Clerk II moved from General Fund to LOST Fund in FY20.*

## OLOST - Public Safety/Probate Court

### **DEPARTMENT MISSION STATEMENT**

The Judge of Probate is elected to a four-year term. Legal issues regarding the probate of wills; administration of estates; marriage licenses; mental health statutes; and guardians for minors are handled by this court.

### **Expenditures By Division**

|                         | FY17<br>Actual  | FY18<br>Actual  | FY19<br>Actual* | FY20<br>Adopted |
|-------------------------|-----------------|-----------------|-----------------|-----------------|
| 5409900 Probate Court   | \$43,435        | \$43,484        | \$44,563        | \$43,909        |
| <b>DEPARTMENT TOTAL</b> | <b>\$43,435</b> | <b>\$43,484</b> | <b>\$44,563</b> | <b>\$43,909</b> |
| <b>% CHANGE</b>         |                 | <b>0.11%</b>    | <b>2.48%</b>    | <b>-1.47%</b>   |

*\*Unaudited*

### **Expenditures By Category**

|                         | FY17<br>Actual  | FY18<br>Actual  | FY19<br>Actual* | FY20<br>Adopted |
|-------------------------|-----------------|-----------------|-----------------|-----------------|
| Personal Services       | \$43,435        | \$43,484        | \$44,563        | \$43,909        |
| Operations              | -               | -               | -               | -               |
| <b>OPERATING BUDGET</b> | <b>\$43,435</b> | <b>\$43,484</b> | <b>\$44,563</b> | <b>\$43,909</b> |
| Capital Budget          | -               | -               | -               | -               |
| <b>DEPARTMENT TOTAL</b> | <b>\$43,435</b> | <b>\$43,484</b> | <b>\$44,563</b> | <b>\$43,909</b> |
| <b>% CHANGE</b>         |                 | <b>0.11%</b>    | <b>2.48%</b>    | <b>-1.47%</b>   |

*\*Unaudited*

### **Positions by Division**

|  |              | FY18<br>Actual | FY19<br>Actual | FY20<br>Adopted |
|--|--------------|----------------|----------------|-----------------|
| <b>540-9900 Probate Court</b>              | <b>FT/PT</b> | <b>1</b>       | <b>1</b>       | <b>1</b>        |
| Deputy Clerk II                            |              | 1              | 1              | 1               |
| <b>Total Full Time/Part Time Positions</b> |              | <b>1</b>       | <b>1</b>       | <b>1</b>        |

## OLOST - Public Safety/Sheriff

### DEPARTMENT MISSION STATEMENT

We, the members of the Muscogee County Sheriff's Office, are dedicated to safeguarding the lives and property of our community through fair and impartial treatment of all citizens. We strive to protect the community and to operate the Muscogee County Jail within the boundaries of the State and U.S. Constitutions while providing safe, humane and secure environment for both the staff and inmates. We are committed to effectively serving the Judiciary needs of all the Courts within our jurisdiction. We seek to strengthen our partnerships with all facets of our community and will fulfill our duties by adapting to the changing needs of our citizens and by adhering to the highest standards of integrity, ethics and professionalism when performing our duties as employees of Muscogee County Sheriff's Office.

### Expenditures By Division

|                         | FY17<br>Actual     | FY18<br>Actual     | FY19<br>Actual*    | FY20<br>Adopted    |
|-------------------------|--------------------|--------------------|--------------------|--------------------|
| 5509900 Sheriff         | \$2,669,350        | \$3,407,269        | \$2,834,119        | \$2,742,055        |
| <b>DEPARTMENT TOTAL</b> | <b>\$2,669,350</b> | <b>\$3,407,269</b> | <b>\$2,834,119</b> | <b>\$2,742,055</b> |
| <b>% CHANGE</b>         |                    | <b>27.64%</b>      | <b>-16.82%</b>     | <b>-3.25%</b>      |

\*Unaudited

### Expenditures By Category

|                         | FY17<br>Actual     | FY18<br>Actual     | FY19<br>Actual*    | FY20<br>Adopted    |
|-------------------------|--------------------|--------------------|--------------------|--------------------|
| Personal Services       | \$2,457,951        | \$2,942,002        | \$2,596,802        | \$2,662,055        |
| Operations              | -                  | \$201,622          | -                  | \$80,000           |
| <b>OPERATING BUDGET</b> | <b>\$2,457,951</b> | <b>\$3,143,624</b> | <b>\$2,596,802</b> | <b>\$2,742,055</b> |
| Capital Budget          | \$211,399          | \$263,645          | \$237,317          | -                  |
| <b>DEPARTMENT TOTAL</b> | <b>\$2,669,350</b> | <b>\$3,407,269</b> | <b>\$2,834,119</b> | <b>\$2,742,055</b> |
| <b>% CHANGE</b>         |                    | <b>27.64%</b>      | <b>-16.82%</b>     | <b>-3.25%</b>      |

\*Unaudited

### Positions by Division

|  |              | FY18<br>Actual | FY19<br>Actual | FY20<br>Adopted |
|--|--------------|----------------|----------------|-----------------|
| <b>550-1000 Admin</b>                      | <b>FT/PT</b> | <b>13</b>      | <b>13</b>      | <b>13</b>       |
| Deputy Sheriff                             |              | 13             | 13             | 13              |
| <b>550-2600 Detention</b>                  | <b>FT/PT</b> | <b>13</b>      | <b>13</b>      | <b>13</b>       |
| Lieutenant                                 |              | 2              | 2              | 2               |
| Sergeant                                   |              | 2              | 2              | 2               |
| Sheriff Correctional Officers              |              | 9              | 9              | 9               |
| <b>Total Full Time/Part Time Positions</b> |              | <b>26</b>      | <b>26</b>      | <b>26</b>       |

#### **Budget Notes:**

\$3,828 (including benefits) Annual Supplement for 326 Sworn Officers

#### **Operations: \$80,000**

Inmate Video Visitation System = \$80,000 (Year 3 of 4)

#### **Capital Outlay: \$259,848**

Twenty-One (21) Pursuit Vehicles w/ Equipment Installation  
(Capital Lease Program) = \$208,898

Four (4) Pursuit Tahoes w/ Equipment Installation (Capital Lease Program) = \$50,950

## OLOST - Public Safety / Coroner

### **DEPARTMENT MISSION STATEMENT**

The Coroner's office exists to serve the residents and visitors of Muscogee County by conducting thorough medico legal death investigations. The Coroner's Office will remain diligent in our effort to seek the truth, establish accurate conclusions, produce prompt reports and function with integrity and compassion in all aspects of our specialized professional expertise and dedicate ourselves to continuous progress towards excellence.

### **Expenditures By Division**

|                         | <b>FY17<br/>Actual</b> | <b>FY18<br/>Actual</b> | <b>FY19<br/>Actual*</b> | <b>FY20<br/>Adopted</b> |
|-------------------------|------------------------|------------------------|-------------------------|-------------------------|
| 5709900 Coroner         | \$7,927                | \$7,760                | \$7,841                 | \$11,484                |
| <b>DEPARTMENT TOTAL</b> | <b>\$7,927</b>         | <b>\$7,760</b>         | <b>\$7,841</b>          | <b>\$11,484</b>         |
| <b>% CHANGE</b>         |                        | <b>-2.11%</b>          | <b>1.05%</b>            | <b>46.46%</b>           |

*\*Unaudited*

### **Expenditures By Category**

|                         | <b>FY17<br/>Actual</b> | <b>FY18<br/>Actual</b> | <b>FY19<br/>Actual*</b> | <b>FY20<br/>Adopted</b> |
|-------------------------|------------------------|------------------------|-------------------------|-------------------------|
| Personal Services       | \$7,927                | \$7,760                | \$7,841                 | \$11,484                |
| Operations              | -                      | -                      | -                       | -                       |
| <b>OPERATING BUDGET</b> | <b>\$7,927</b>         | <b>\$7,760</b>         | <b>\$7,841</b>          | <b>\$11,484</b>         |
| Capital Budget          | -                      | -                      | -                       | -                       |
| <b>DEPARTMENT TOTAL</b> | <b>\$7,927</b>         | <b>\$7,760</b>         | <b>\$7,841</b>          | <b>\$11,484</b>         |
| <b>% CHANGE</b>         |                        | <b>-2.11%</b>          | <b>1.05%</b>            | <b>46.46%</b>           |

*\*Unaudited*

### **Budget Note:**

\$3,828 (including benefits) Annual Supplement for 3 Sworn Officers

## LOST FUND/Recorder's Court

### DEPARTMENT MISSION STATEMENT

Recorders Court hears traffic, criminal and city ordinance cases made by the Columbus Police Department, Special Enforcement, Airport Police, Housing Authority, Metro Narcotic Task Force, Fire Department and the Georgia State Patrol. The court's functional responsibility is to set bail, issue warrants, collect fines/bonds, hear and determine if probable cause exists for Superior/State Court offenses, and adjudicate City Ordinances and certain state offenses. The Treasury Division collects all fines/bonds and other monies directed by the Courts.

### Expenditures By Division

|                          | FY17<br>Actual  | FY18<br>Actual   | FY19<br>Actual*  | FY20<br>Adopted |
|--------------------------|-----------------|------------------|------------------|-----------------|
| 5809900 Recorder's Court | \$68,153        | \$113,979        | \$149,195        | \$85,962        |
| <b>DEPARTMENT TOTAL</b>  | <b>\$68,153</b> | <b>\$113,979</b> | <b>\$149,195</b> | <b>\$85,962</b> |
| <b>% CHANGE</b>          |                 | <b>67.24%</b>    | <b>30.90%</b>    | <b>-42.38%</b>  |

\*Unaudited

### Expenditures By Category

|                         | FY17<br>Actual   | FY18<br>Actual    | FY19<br>Actual*   | FY20<br>Adopted  |
|-------------------------|------------------|-------------------|-------------------|------------------|
| Personal Services       | \$ 68,153        | \$ 113,979        | \$ 149,195        | \$ 85,962        |
| Operations              | -                | -                 | -                 | -                |
| <b>OPERATING BUDGET</b> | <b>\$ 68,153</b> | <b>\$ 113,979</b> | <b>\$ 149,195</b> | <b>\$ 85,962</b> |
| Capital Budget          | -                | -                 | -                 | -                |
| <b>DEPARTMENT TOTAL</b> | <b>\$ 68,153</b> | <b>\$ 113,979</b> | <b>\$ 149,195</b> | <b>\$ 85,962</b> |
| <b>% CHANGE</b>         |                  | <b>67.24%</b>     | <b>30.90%</b>     | <b>-42.38%</b>   |

\*Unaudited

### Positions by Division

|  | FY18<br>Actual | FY19<br>Actual | FY20<br>Adopted |
|--|----------------|----------------|-----------------|
| <b>580-9900 Recorder's Court Full Time</b> | <b>2</b>       | <b>2</b>       | <b>2</b>        |
| Judicial Admin. Technician II*             | 2              | 0              | 0               |
| Deputy Clerk II*                           | 0              | 2              | 2               |
| <b>Total Full Time/Part Time Positions</b> | <b>2</b>       | <b>2</b>       | <b>2</b>        |

\*Two (2) Judicial Administrative Tech II (G10) reclassified to Deputy Clerk II (G12) in FY19.



## OLOST - Public Safety/Non-Departmental

### DEPARTMENT MISSION STATEMENT

Appropriations and expenditures, which pertain solely to a specific department, are budgeted by that department. However, there are certain expenditures, which are not applicable to a specific department, and the non-categorical section has been established for recording these appropriations and expenditures.

### Expenditures By Division

|                             | FY17<br>Actual     | FY18<br>Actual     | FY19<br>Actual*    | FY20<br>Adopted    |
|-----------------------------|--------------------|--------------------|--------------------|--------------------|
| 5902000 Contingency         | -                  | -                  | -                  | \$80,025           |
| 5903000 Non-Categorical     | \$1,649,488        | \$1,756,033        | \$1,501,193        | \$5,185,407        |
| 5904000 Interfund Transfers | \$2,793,232        | \$2,364,471        | \$2,476,999        | \$2,304,227        |
| <b>DEPARTMENT TOTAL</b>     | <b>\$4,442,720</b> | <b>\$4,120,504</b> | <b>\$3,978,191</b> | <b>\$7,569,659</b> |
| <b>% CHANGE</b>             |                    | <b>-7.25%</b>      | <b>-3.45%</b>      | <b>90.28%</b>      |

*\*Unaudited*

### Expenditures By Category

|                         | FY17<br>Actual     | FY18<br>Actual     | FY19<br>Actual*    | FY20<br>Adopted    |
|-------------------------|--------------------|--------------------|--------------------|--------------------|
| Personal Services       | -                  | -                  | -                  | \$80,025           |
| Operations              | \$4,442,720        | \$4,120,504        | \$3,978,191        | \$7,489,634        |
| <b>OPERATING BUDGET</b> | <b>\$4,442,720</b> | <b>\$4,120,504</b> | <b>\$3,978,191</b> | <b>\$7,569,659</b> |
| Capital Budget          | -                  | -                  | -                  | -                  |
| <b>DEPARTMENT TOTAL</b> | <b>\$4,442,720</b> | <b>\$4,120,504</b> | <b>\$3,978,191</b> | <b>\$7,569,659</b> |
| <b>% CHANGE</b>         |                    | <b>-7.25%</b>      | <b>-3.45%</b>      | <b>90.28%</b>      |

*\*Unaudited*

### **Budget Notes:**

Personnel Benefits - \$80,025  
 Cost Allocation/Risk Management/Worker's Compensation - \$944,003  
 Debt Service - \$1,364,237  
 800 MHz Radio System Upgrade and Maintenance, Motorola Migration Assurance Plan (MAP)  
 Public Safety Portion (Year 5 of 10) - \$842,490  
 Motorola Siren Maintenance (Year 4 of 9) - \$104,376  
 Court Management System (Implementation Phase I) - \$132,918  
 Motorola Radio Upgrade (Year 1 of 3) - \$1,646,969  
 Wired Ethernet to Wireless Microwave System Replacement - \$696,687  
 Transfer to Emergency Telephone Fund - \$939,990

## OLOST - Public Safety/Transportation

### **DEPARTMENT MISSION STATEMENT**

METRA's mission is to provide safe, reliable, dependable and cost-effective transit service with a professional team of employees, dedicated to their customer needs and committed to excellence.

### **Expenditures By Division**

|                         | FY17<br>Actual | FY18<br>Actual | FY19<br>Actual* | FY20<br>Adopted |
|-------------------------|----------------|----------------|-----------------|-----------------|
| 6109900 METRA - LOST    | \$3,967        | \$4,169        | \$3,776         | \$3,828         |
| <b>DEPARTMENT TOTAL</b> | <b>\$3,967</b> | <b>\$4,169</b> | <b>\$3,776</b>  | <b>\$3,828</b>  |
| <b>% CHANGE</b>         |                | <b>5.09%</b>   | <b>-9.42%</b>   | <b>1.37%</b>    |

*\*Unaudited*

### **Expenditures By Category**

|                         | FY17<br>Actual | FY18<br>Actual | FY19<br>Actual* | FY20<br>Adopted |
|-------------------------|----------------|----------------|-----------------|-----------------|
| Personal Services       | \$3,967        | \$4,169        | \$3,776         | \$3,828         |
| Operations              | -              | -              | -               | -               |
| <b>OPERATING BUDGET</b> | <b>\$3,967</b> | <b>\$4,169</b> | <b>\$3,776</b>  | <b>\$3,828</b>  |
| Capital Budget          | -              | -              | -               | -               |
| <b>DEPARTMENT TOTAL</b> | <b>\$3,967</b> | <b>\$4,169</b> | <b>\$3,776</b>  | <b>\$3,828</b>  |
| <b>% CHANGE</b>         |                | <b>5.09%</b>   | <b>-9.42%</b>   | <b>1.37%</b>    |

*\*Unaudited*

### **Budget Notes:**

\$3,828 (including benefits) Annual Supplement for 1 Sworn Officer

## 2009 OTHER LOCAL OPTION SALES TAX (LOST) FUND - INFRASTRUCTURE

**The Other Local Option Sales Tax Fund is an operating fund of the government that accounts for all financial resources related to the 30% portion for Infrastructure of the other Local Option Sales Tax implemented in 2009.**

[Return to Table of Contents](#)

## OLOST - Infrastructure/Information Technology

### **DEPARTMENT MISSION STATEMENT**

To provide efficient, innovative, and cost effective Information Technology Services necessary to support and enhance the daily business operations of the Consolidated government so as to better serve the citizens of Columbus, Georgia.

#### **Expenditures By Division**

|                                | <b>FY17<br/>Actual</b> | <b>FY18<br/>Actual</b> | <b>FY19<br/>Actual*</b> | <b>FY20<br/>Adopted</b> |
|--------------------------------|------------------------|------------------------|-------------------------|-------------------------|
| 2109901 Information Technology | \$1,106,158            | \$949,547              | \$1,530,068             | \$913,610               |
| <b>DEPARTMENT TOTAL</b>        | <b>\$1,106,158</b>     | <b>\$949,547</b>       | <b>\$1,530,068</b>      | <b>\$913,610</b>        |
| <b>% CHANGE</b>                |                        | <b>-14.16%</b>         | <b>61.14%</b>           | <b>-40.29%</b>          |

*\*Unaudited*

#### **Expenditures By Category**

|                         | <b>FY17<br/>Actual</b> | <b>FY18<br/>Actual</b> | <b>FY19<br/>Actual*</b> | <b>FY20<br/>Adopted</b> |
|-------------------------|------------------------|------------------------|-------------------------|-------------------------|
| Personal Services       | -                      | -                      | -                       | -                       |
| Operations              | -                      | -                      | -                       | -                       |
| <b>OPERATING BUDGET</b> | <b>-</b>               | <b>-</b>               | <b>-</b>                | <b>-</b>                |
| Capital Budget          | \$1,106,158            | \$949,547              | \$1,530,068             | \$913,610               |
| <b>DEPARTMENT TOTAL</b> | <b>\$1,106,158</b>     | <b>\$949,547</b>       | <b>\$1,530,068</b>      | <b>\$913,610</b>        |
| <b>% CHANGE</b>         |                        | <b>-14.16%</b>         | <b>61.14%</b>           | <b>-40.29%</b>          |

*\*Unaudited*

### **Budget Notes:**

- \$125,000 will be used for Computer Equipment
- \$125,000 will be used for IBM Storage
- \$206,254 will be used for Core Switch
- \$457,356 will be used for New Constituent Work Order System

## OLOST - Infrastructure/Engineering

### **DEPARTMENT MISSION STATEMENT**

To provide an enhanced quality of life for all citizens who live and work in the region by: the delivery of an effective/safe transportation system to move people and goods throughout the community; provide management that is environmentally sensitive to our Natural Resources through the oversight of Storm Water and drainage structure, and to provide data, construction, and communication support to other City Departments by the effective and efficient delivery of Geographical Information, Construction Management, and Radio Communications.

### **Expenditures By Division**

|                         | FY17<br>Actual     | FY18<br>Actual     | FY19<br>Actual*    | FY20<br>Adopted    |
|-------------------------|--------------------|--------------------|--------------------|--------------------|
| 2509901 Engineering     | \$1,908,532        | \$1,016,978        | \$2,365,224        | \$1,700,000        |
| <b>DEPARTMENT TOTAL</b> | <b>\$1,908,532</b> | <b>\$1,016,978</b> | <b>\$2,365,224</b> | <b>\$1,700,000</b> |
| <b>% CHANGE</b>         |                    | <b>-46.71%</b>     | <b>132.57%</b>     | <b>-28.13%</b>     |

*\*Unaudited*

### **Expenditures By Category**

|                         | FY17<br>Actual     | FY18<br>Actual     | FY19<br>Actual*    | FY20<br>Adopted    |
|-------------------------|--------------------|--------------------|--------------------|--------------------|
| Personal Services       | -                  | -                  | -                  | -                  |
| Operations              | -                  | -                  | -                  | -                  |
| <b>OPERATING BUDGET</b> | <b>-</b>           | <b>-</b>           | <b>-</b>           | <b>-</b>           |
| Capital Budget          | \$1,908,532        | \$1,016,978        | \$2,365,224        | \$1,700,000        |
| <b>DEPARTMENT TOTAL</b> | <b>\$1,908,532</b> | <b>\$1,016,978</b> | <b>\$2,365,224</b> | <b>\$1,700,000</b> |
| <b>% CHANGE</b>         |                    | <b>-46.71%</b>     | <b>132.57%</b>     | <b>-28.13%</b>     |

*\*Unaudited*

### **Budget Notes:**

Flood Abatement/Stormwater - \$300,000

Roads/Bridges - \$1,400,000

## OLOST - Infrastructure/Public Works

### **DEPARTMENT MISSION STATEMENT**

The Department of Public Works strives to serve the community by providing street and road maintenance, storm drainage, environmental enforcement, urban forest maintenance, waste disposal and maintenance of city owned properties in a safe and efficient manner, which is sensitive to the environment. The department is committed to doing its part to enhance the high quality of life for the current and future generations.

### **Expenditures By Division**

|                         | FY17<br>Actual     | FY18<br>Actual     | FY19<br>Actual*  | FY20<br>Adopted  |
|-------------------------|--------------------|--------------------|------------------|------------------|
| 2609901 Public Works    | \$1,138,855        | \$1,026,035        | \$691,351        | \$750,000        |
| <b>DEPARTMENT TOTAL</b> | <b>\$1,138,855</b> | <b>\$1,026,035</b> | <b>\$691,351</b> | <b>\$750,000</b> |
| <b>% CHANGE</b>         |                    | <b>-9.91%</b>      | <b>-32.62%</b>   | <b>8.48%</b>     |

*\*Unaudited*

### **Expenditures By Category**

|                         | FY17<br>Actual     | FY18<br>Actual     | FY19<br>Actual*  | FY20<br>Adopted  |
|-------------------------|--------------------|--------------------|------------------|------------------|
| Personal Services       | -                  | -                  | -                | -                |
| Operations              | -                  | -                  | -                | -                |
| <b>OPERATING BUDGET</b> | <b>-</b>           | <b>-</b>           | <b>-</b>         | <b>-</b>         |
| Capital Budget          | \$1,138,855        | \$1,026,035        | \$691,351        | \$750,000        |
| <b>DEPARTMENT TOTAL</b> | <b>\$1,138,855</b> | <b>\$1,026,035</b> | <b>\$691,351</b> | <b>\$750,000</b> |
| <b>% CHANGE</b>         |                    | <b>-9.91%</b>      | <b>-32.62%</b>   | <b>8.48%</b>     |

*\*Unaudited*

### **Budget Notes:**

Facility Improvements - \$750,000

## OLOST - Infrastructure/Non-Departmental

### **DEPARTMENT MISSION STATEMENT**

Appropriations and expenditures, which pertain solely to a specific department, are budgeted by that department. However, there are certain expenditures, which are not applicable to a specific department, and the non-categorical section has been established for recording these appropriations and expenditures.

### **Expenditures By Division**

|                             | <b>FY17<br/>Actual</b> | <b>FY18<br/>Actual</b> | <b>FY19<br/>Actual*</b> | <b>FY20<br/>Adopted</b> |
|-----------------------------|------------------------|------------------------|-------------------------|-------------------------|
| 5903000 Non-Categorical     | \$322,738              | \$299,440              | \$265,706               | \$264,535               |
| 5904000 Interfund Transfers | \$6,004,909            | \$6,000,098            | \$6,413,196             | \$6,825,355             |
| <b>DEPARTMENT TOTAL</b>     | <b>\$6,327,647</b>     | <b>\$6,299,538</b>     | <b>\$6,678,902</b>      | <b>\$7,089,890</b>      |
| <b>% CHANGE</b>             |                        | <b>-0.44%</b>          | <b>6.02%</b>            | <b>6.15%</b>            |

*\*Unaudited*

### **Expenditures By Category**

|                         | <b>FY17<br/>Actual</b> | <b>FY18<br/>Actual</b> | <b>FY19<br/>Actual*</b> | <b>FY20<br/>Adopted</b> |
|-------------------------|------------------------|------------------------|-------------------------|-------------------------|
| Personal Services       | -                      | -                      | -                       | -                       |
| Operations              | \$6,327,647            | \$6,299,538            | \$6,678,902             | \$7,089,890             |
| <b>OPERATING BUDGET</b> | <b>\$6,327,647</b>     | <b>\$6,299,538</b>     | <b>\$6,678,902</b>      | <b>\$7,089,890</b>      |
| Capital Budget          | -                      | -                      | -                       | -                       |
| <b>DEPARTMENT TOTAL</b> | <b>\$6,327,647</b>     | <b>\$6,299,538</b>     | <b>\$6,678,902</b>      | <b>\$7,089,890</b>      |
| <b>% CHANGE</b>         |                        | <b>-0.44%</b>          | <b>6.02%</b>            | <b>6.15%</b>            |

*\*Unaudited*

### **Budget Notes:**

Debt Service - \$6,825,355

800 MHz Radio System Upgrade and Maintenance, Motorola Migration Assurance Plan (MAP)

(General Government Portion) Year 5 of 10 - 260,480



# STORMWATER (SEWER) FUND

**The Stormwater (Sewer) Fund  
accounts for the operations,  
maintenance and improvement of the  
storm and sanitary sewer systems**

[Return to Table of Contents](#)





**Expenditures By Division**

|                 |                             | <b>FY17<br/>Actual</b> | <b>FY18<br/>Actual</b> | <b>FY19<br/>Actual*</b> | <b>FY20<br/>Adopted</b> |
|-----------------|-----------------------------|------------------------|------------------------|-------------------------|-------------------------|
| 2502300         | Drainage                    | \$431,918              | \$317,159              | \$306,158               | \$420,348               |
| 2502600         | Stormwater                  | \$263,117              | \$320,797              | \$269,134               | \$371,514               |
| 2603210         | Sewer Maintenance           | \$3,202,757            | \$3,102,629            | \$3,220,442             | \$3,309,409             |
| 2603710         | Other Repairs & Maintenance | -                      | -                      | -                       | \$5,000                 |
| 5902000         | Contingency                 | -                      | -                      | \$56,340                | \$23,608                |
| 5903000         | Non-Categorical             | \$347,290              | \$330,256              | \$302,528               | \$340,233               |
| 5904000         | Inter Fund Transfer         | \$1,003,179            | \$4,087,642            | \$1,145,602             | \$1,397,098             |
| <b>Total</b>    |                             | <b>\$5,248,261</b>     | <b>\$8,158,483</b>     | <b>\$5,300,204</b>      | <b>\$5,867,210</b>      |
| <b>% CHANGE</b> |                             |                        | <b>55.45%</b>          | <b>-35.03%</b>          | <b>10.70%</b>           |

*\*Unaudited*

**Expenditures By Category**

|                   | <b>FY17<br/>Actual</b> | <b>FY18<br/>Actual</b> | <b>FY19<br/>Actual*</b> | <b>FY20<br/>Adopted</b> |
|-------------------|------------------------|------------------------|-------------------------|-------------------------|
| Personal Services | \$2,819,753            | \$2,581,550            | \$2,794,252             | \$3,005,572             |
| Operations        | \$1,852,138            | \$4,969,674            | \$950,967               | \$2,421,994             |
| Capital Budget    | \$576,370              | \$607,259              | \$1,554,985             | \$439,644               |
| <b>Total</b>      | <b>\$5,248,261</b>     | <b>\$8,158,483</b>     | <b>\$5,300,204</b>      | <b>\$5,867,210</b>      |
| <b>% CHANGE</b>   |                        | <b>55.45%</b>          | <b>-35.03%</b>          | <b>10.70%</b>           |

*\*Unaudited*

**Positions by Division**

|  | <b>FY18<br/>Actual</b> | <b>FY19<br/>Actual</b> | <b>FY20<br/>Adopted</b> |
|--|------------------------|------------------------|-------------------------|
| <b>250-2300 Drainage</b>                   | <b>5/0</b>             | <b>5/0</b>             | <b>5/0</b>              |
| Engineer Inspector                         | 2                      | 2                      | 2                       |
| Project Engineer                           | 2                      | 2                      | 2                       |
| Survey Technician                          | 1                      | 1                      | 1                       |
| <b>260-3210 Sewer Maintenance</b>          | <b>55/0</b>            | <b>55/0</b>            | <b>55/0</b>             |
| Administrative Technician                  | 1                      | 1                      | 1                       |
| Assistant Stormwater Manager               | 1                      | 1                      | 1                       |
| Chemical Application Supervisor            | 1                      | 1                      | 1                       |
| Chemical Application Technician            | 2                      | 2                      | 2                       |
| Correctional Detail Officer Supervisor     | 1                      | 1                      | 1                       |
| Correctional Detail Officer - Stormwater   | 11                     | 11                     | 11                      |
| Crew Leader - Stormwater                   | 4                      | 4                      | 4                       |
| Equipment Operator Crew Leader*            | 1                      | 0                      | 0                       |
| Equipment Operator I                       | 3                      | 3                      | 3                       |
| Equipment Operator II                      | 4                      | 4                      | 4                       |
| Equipment Operator III                     | 8                      | 8                      | 8                       |
| GIS Technician I*                          | 0                      | 1                      | 1                       |
| Heavy Equipment Supervisor*                | 0                      | 1                      | 1                       |
| Maintenance Worker I*                      | 14                     | 13                     | 13                      |
| Stormwater Crew Supervisor                 | 2                      | 2                      | 2                       |
| Stormwater Drainage Technician*            | 1                      | 1                      | 1                       |
| Stormwater Manager                         | 1                      | 1                      | 1                       |
| <b>250-2600 Stormwater</b>                 | <b>5/0</b>             | <b>5/0</b>             | <b>5/0</b>              |
| Stormwater Data Inspector                  | 2                      | 2                      | 2                       |
| Stormwater Data Technician I               | 1                      | 1                      | 1                       |
| Stormwater Data Technician II              | 1                      | 1                      | 1                       |
| Stormwater Management Engineer             | 1                      | 1                      | 1                       |
| <b>Total Full Time/Part Time Positions</b> | <b>65/0</b>            | <b>65/0</b>            | <b>65/0</b>             |

*\* One (1) Equipment Operator Crew Leader (G13) reclassified to Heavy Equipment Supervisor (G15), one (1) Maintenance Worker I (G7) reclassified to GIS Technician I (G14), and one (1) Storm Drainage Technician reclassified from a (G15) to a (G13) in FY19.*

## Drainage

### Program Description:

The Drainage division is responsible for review and inspection of site development construction projects. These duties include but are not limited to: insuring proper handling of Stormwater runoff and compliance with the new Unified Development Ordinance.

### Goals, Objectives and Performance Data

|                                |  |                        |                         |
|--------------------------------|--|------------------------|-------------------------|
| <b>Goal:</b>                   | <b>To review plans within a timely manner and provide onsite inspection.</b> |                        |                         |
| <b>Objective:</b>              | <b>To ensure compliance with Federal, State and Local laws.</b>              |                        |                         |
| <b>Performance Indicators:</b> | <b>FY18<br/>Actual</b>   | <b>FY19<br/>Actual</b> | <b>FY20<br/>Adopted</b> |
| Number of plans reviewed       | 90   | 70                     | 70                      |

|  |   |                        |                         |
|--|---|------------------------|-------------------------|
| <b>Goal:</b>   | <b>To document in-stream water quality trends as described in the Columbus Consolidated Government's Georgia Environmental Protection Division (GAEPD) approved Stormwater Management Program to include the Wet Weather and ambient creek monitoring programs.</b> |                        |                         |
| <b>Objective:</b>  | <b>Perform required water quality monitoring for the wet weather and ambient water quality programs.</b>  |                        |                         |
| <b>Performance Indicators:</b>   | <b>FY18<br/>Actual</b>  | <b>FY19<br/>Actual</b> | <b>FY20<br/>Adopted</b> |
| Number of samples collected for two monitoring programs. Varies due to weather conditions. | 368   | 224                    | 224                     |

|                                 |  |                        |                           |
|---------------------------------|--|------------------------|---------------------------|
| <b>Goal:</b>                    | <b>To conduct inspections of Construcion Sites in accordance with performance measures identified in the Columbus Consolidated Government's Georgia Environmental Protection Division (GAEPD) approved Stormwater Management Plan.</b>   |                        |                           |
| <b>Objective:</b>               | <b>The Georgia Environmental Protection Division requires that construction sites with coverage under the State's Construcion Activities Stormwater Discharge permit be inspected per a schedule that the regulated community (CCG) identifies in it's Stormwater Management Plan.</b> |                        |                           |
| <b>Performance Indicators:</b>  | <b>FY18<br/>Actual</b>   | <b>FY19<br/>Actual</b> | <b>FY20<br/>Projected</b> |
| Number of inspections performed | 3,277  | 3,180                  | 3,200                     |

## Stormwater

### Program Description:

The Stormwater division, managed by the Engineering Department of the Development Resource Center is responsible for providing engineering services for the Columbus Consolidated Government. Services include reporting and monitoring Stormwater activity, meeting federal and state Stormwater mandates.

### Goals, Objectives and Performance Data

|                                |   |               |                  |
|--------------------------------|---|---------------|------------------|
| <b>Goal:</b>                   | <b>To educate our citizens and promote environmental stewardship through our Public Information &amp; Education Program and perform required inlet marking as part of the Community Rating System (Floodplain Management Program)</b> |               |                  |
| <b>Objective:</b>              | <b>Storm Sewer inlets marked (minimum 250/yr)</b>   |               |                  |
| <b>Performance Indicators:</b> | <b>FY18</b>   | <b>FY19</b>   | <b>FY20</b>      |
|                                | <b>Actual</b>   | <b>Actual</b> | <b>Projected</b> |
| Number of inlets marked        | 260   | 260           | 260              |

|                                |   |               |                  |
|--------------------------------|---|---------------|------------------|
| <b>Goal:</b>                   | <b>To meet the Georgia EPD inlet inspection requirement which mandates that all Municipal Separate Storm Sewer System (MS4) inlets be inspected at least once every five (5) years (20% annually). Based on the determination by the Engineering Department's Stormwater Manager, there are 17,712 (MS4) inlets within Muscogee County that meet the annual inspection requirement.</b> |               |                  |
| <b>Objective:</b>              | <b>To inspected on average 3,600 inlets annually.</b>   |               |                  |
| <b>Performance Indicators:</b> | <b>FY18</b>   | <b>FY19</b>   | <b>FY20</b>      |
|                                | <b>Actual</b>   | <b>Actual</b> | <b>Projected</b> |
| Number of inlets inspected     | 5,922   | 3,520         | 4,000            |

## Stormwater Maintenance

### Program Description:

The Stormwater/Sewer Maintenance Division, managed by Public Works Department, is responsible for maintaining storm easements including ditches, inlets, drain pipes, watersheds, detention and retention ponds, construction and installation of storm sewers and ensuring the free flow of storm water.

### Goals, Objectives and Performance Data

|   |  |                        |                           |
|---|--|------------------------|---------------------------|
| <b>Goal:</b>                                | <b>To prevent or reduce flooding during heavy rain events due to stormwater pipe obstructions.</b> |                        |                           |
| <b>Objective:</b>                           | <b>Pressure clean 3 miles of stormwater pipes annually to help prevent blockage.</b>               |                        |                           |
| <b>Performance Indicators:</b>              | <b>FY18<br/>Actual</b>   | <b>FY19<br/>Actual</b> | <b>FY20<br/>Projected</b> |
| Miles of stormwater pipes pressured cleaned | 3.0  | 2.8                    | 3.0                       |

|                                     |  |                        |                           |
|-------------------------------------|--|------------------------|---------------------------|
| <b>Goal:</b>                        | <b>To meet the Georgia EPD inlet inspection requirement which mandates that all Municipal Separate Store Sewer Systems (MS4) inlets be inspected at least once every five (5) years (20% annually). Base on determination by the Engineering Department's Stormwater Manager, there are 17,712 MS4 inlets within Muscogee County that meet the Georgia EPD five (5) year inspection requirement.</b> |                        |                           |
| <b>Objective:</b>                   | <b>Inspect an average total of 3,600 inlets annually.</b>  |                        |                           |
| <b>Performance Indicators:</b>      | <b>FY18<br/>Actual</b>   | <b>FY19<br/>Actual</b> | <b>FY20<br/>Projected</b> |
| Number of inlets inspected annually | 10,201   | 6,304                  | 6,500                     |

|                                     |  |                        |                           |
|-------------------------------------|--|------------------------|---------------------------|
| <b>Goal:</b>                        | <b>To meet the Georgia EPD ditch inspection requirement, which mandates that all City maintained drainage ditches be inspected at least once every five (5) years (20% annually). Based on determination by the Engineering Department's Stormwater Manager and surveyors, there are 222 miles of ditches within Muscogee County that meet the five year inspection requirement.</b> |                        |                           |
| <b>Objective:</b>                   | <b>Inspect an average total of 44.4 miles of ditches annually.</b>   |                        |                           |
| <b>Performance Indicators:</b>      | <b>FY18<br/>Actual</b>   | <b>FY19<br/>Actual</b> | <b>FY20<br/>Projected</b> |
| Miles of ditches inspected annually | 55   | 89                     | 90                        |

## Other Maintenance and Repairs

### Program Description:

The Facilities Maintenance Division is responsible for maintaining city facilities, including minor renovations. This cost center is established to account for maintenance and repair activities specific to the Sewer Fund divisions.

## Contingency

### Program Description:

Departments' budget specific appropriations and expenditures pertaining solely to that department. However, large emergency expenditures are not always accounted for by a specific department; therefore, we have established the contingency section to record these appropriations and expenditures.

## Non-Categorical

### Program Description:

Departments budget specific appropriations and expenditures pertaining solely to that department. However, certain expenditures are not applicable to a specific department and we have established the non-categorical section for recording these appropriations and expenditures. This cost center factors a cost allocation charge that reimburses the General Fund for administrative services provided in the previous year.

## Interfund Transfers

This activity accounts for operating transfers from the General Fund to other funds. Transfers are made to provide required matching funds for federal and/or state grants. Also, this activity accounts for resources transferred to other funds where actual costs are recorded with funding assistance from the General Fund, such as the Civic Center and Golf Courses. Finally, this activity accounts for transfers of funds allocated to the Capital Improvement Program.

| <b>Project Description</b>       | <b>Budget</b>      |
|----------------------------------|--------------------|
| Pipe Rehabilitation/Replacement* | \$1,397,098        |
| <b>TOTAL</b>                     | <b>\$1,397,098</b> |

\* The detail for these projects can be found in the Capital Improvement Program Budget Book.

### Budget Notes:

The following capital was approved in this budget:

#### **250-2300 Drainage**

Full Size F150 Crew Cab (4-WD) (Replacement) = \$33,982

GS18t Rover Packages (Replacement) = \$51,820

#### **250-2600 Stormwater**

OZII Pan Tilt & Optical Zoom Camera and Transporter (Replacement) = \$51,569

#### **260-3210 Stormwater Maintenance**

Mini-Hydraulic Excavator (Replacement) = \$52,000

Zero Turn Mower (Replacement) = \$18,000

8x12 Utility Service Barge w/ Trailer (New) = \$12,000

Tracked Skid Steer Loader w/ Attachments (New) = \$83,000

Portable Pipe Inspection Camera (New) = \$15,000


7 Yard Dump Truck (Replacement) = \$97,273



## PAVING FUND

**The Paving Fund accounts for maintenance of and improvements to the City's roads and bridges.**

[Return to Table of Contents](#)



### Expenditures By Division

|   | FY17<br>Actual      | FY18<br>Actual      | FY19<br>Actual*     | FY20<br>Adopted     |
|---|---------------------|---------------------|---------------------|---------------------|
| 2502200 Highway & Roads                         | \$928,572           | \$1,092,605         | \$1,027,333         | \$1,191,897         |
| 2603110 Repairs & Maintenance                   | \$4,035,598         | \$3,866,975         | \$4,556,432         | \$4,115,562         |
| 2603120 Right of Way Maintenance                | \$6,240,183         | \$6,709,129         | \$7,288,821         | \$7,891,981         |
| 2603130 Community Services - Row<br>Maintenance | \$230,575           | \$214,687           | \$271,523           | \$344,037           |
| 2603710 Other Maintenance/Repairs               | -                   | \$211               | -                   | \$5,000             |
| 5902000 Contingency                             | -                   | -                   | -                   | \$60,396            |
| 5903000 Non-Categorical                         | \$1,090,347         | \$1,078,922         | \$953,597           | \$1,035,516         |
| 5904000 Interfund Transfers                     | \$8,023,274         | \$4,669,569         | \$3,615,144         | \$2,032,976         |
| <b>DEPARTMENT TOTAL</b>                         | <b>\$20,548,549</b> | <b>\$17,632,098</b> | <b>\$17,712,849</b> | <b>\$16,677,365</b> |
| <b>% CHANGE</b>                                 |                     | <b>-14.19%</b>      | <b>0.46%</b>        | <b>-5.85%</b>       |

\* Unaudited

### Expenditures By Category

|                         | FY17<br>Actual      | FY18<br>Actual      | FY19<br>Actual*     | FY20<br>Adopted     |
|-------------------------|---------------------|---------------------|---------------------|---------------------|
| Personal Services       | -                   | \$7,411,009         | \$7,573,963         | \$7,859,106         |
| Operations              | \$7,387,268         | \$9,443,841         | \$5,004,142         | \$7,925,303         |
| Capital Budget          | \$12,573,270        | \$777,248           | \$5,134,744         | \$892,956           |
| <b>DEPARTMENT TOTAL</b> | <b>\$19,960,538</b> | <b>\$17,632,098</b> | <b>\$17,712,849</b> | <b>\$16,677,365</b> |
| <b>% CHANGE</b>         |                     | <b>-11.67%</b>      | <b>0.46%</b>        | <b>-5.85%</b>       |

\* Unaudited



**Positions by Division**

|  | <b>FY18<br/>Actual</b> | <b>FY19<br/>Actual</b> | <b>FY20<br/>Adopted</b> |
|--|------------------------|------------------------|-------------------------|
| <b>250-2200 Highways &amp; Roads</b>             | <b>15/0</b>            | <b>15/0</b>            | <b>15/0</b>             |
| Administrative Assistant                         | 0                      | 0                      | 0                       |
| Administrative Secretary                         | 1                      | 1                      | 1                       |
| Engineering Director                             | 1                      | 1                      | 1                       |
| Engineering Inspection Coordinator               | 1                      | 1                      | 1                       |
| Engineering Inspector                            | 3                      | 3                      | 3                       |
| GIS Technician                                   | 1                      | 1                      | 1                       |
| GIS Technology Supervisor***                     | 0                      | 0                      | 1                       |
| Office Manager                                   | 1                      | 1                      | 1                       |
| Project Engineer                                 | 1                      | 1                      | 1                       |
| Senior Engineer Technician***                    | 1                      | 1                      | 0                       |
| Survey Crew Leader                               | 2                      | 2                      | 2                       |
| Survey Crew Worker                               | 1                      | 1                      | 1                       |
| Survey Supervisor                                | 1                      | 1                      | 1                       |
| Survey Technician                                | 1                      | 1                      | 1                       |
| <b>260-3110 Repairs &amp; Maintenance</b>        | <b>70/15</b>           | <b>70/15</b>           | <b>70/15</b>            |
| Administrative Technician I                      | 2                      | 2                      | 2                       |
| Assistant Street Maintenance Manager             | 1                      | 1                      | 1                       |
| Correctional Detail Officer - Heavy Equipment    | 1                      | 1                      | 1                       |
| Correctional Detail Officer - Streets            | 3                      | 3                      | 3                       |
| Equipment Operator I                             | 6                      | 6                      | 6                       |
| Equipment Operator II                            | 5                      | 5                      | 5                       |
| Equipment Operator III                           | 10                     | 10                     | 10                      |
| GIS Technician II*                               | 0                      | 0                      | 1                       |
| Heavy Equipment Operator                         | 2                      | 2                      | 2                       |
| Heavy Equipment Supervisor***                    | 2                      | 2                      | 4                       |
| Inmate Labor                                     | 15                     | 15                     | 15                      |
| Maintenance Worker I*                            | 17                     | 17                     | 16                      |
| Maintenance Worker II                            | 4                      | 4                      | 4                       |
| Maintenance Worker III                           | 6                      | 6                      | 6                       |
| Public Works Crew Leader                         | 6                      | 6                      | 6                       |
| Public Works Crew Supervisor**                   | 2                      | 2                      | 0                       |
| Senior Heavy Equipment Operator                  | 2                      | 2                      | 2                       |
| Street Maintenance Manager                       | 1                      | 1                      | 1                       |
| <b>260-3120 Right of Way Maintenance</b>         | <b>84/2</b>            | <b>84/2</b>            | <b>84/2</b>             |
| Administrative Technician I                      | 2                      | 2                      | 2                       |
| Assistant Manager - Beautification               | 1                      | 1                      | 1                       |
| Assistant Manager - Forestry                     | 1                      | 1                      | 1                       |
| Chemical Applications Technician*                | 2                      | 2                      | 1                       |
| Contract Inspector*                              | 1                      | 0                      | 1                       |
| Correctional Detail Officer - Forestry           | 7                      | 7                      | 7                       |
| Correctional Detail Officer - Stormwater         | 2                      | 2                      | 2                       |
| Correctional Detail Officer - Street Maintenance | 1                      | 1                      | 1                       |
| Correctional Detail Officer Supervisor*          | 0                      | 1                      | 1                       |
| Equipment Operator I                             | 8                      | 8                      | 8                       |
| Equipment Operator II                            | 11                     | 11                     | 11                      |
| Equipment Operator III                           | 16                     | 16                     | 16                      |
| Forestry & Beautification Manager                | 1                      | 1                      | 1                       |
| Forestry Administrator                           | 1                      | 1                      | 1                       |
| GIS Technology Supervisor*                       | 0                      | 1                      | 1                       |

**Positions by Division (continued)**

|   | <b>FY18<br/>Actual</b> | <b>FY19<br/>Actual</b> | <b>FY20<br/>Adopted</b> |
|---|------------------------|------------------------|-------------------------|
| Maintenance Worker I  | 15                     | 15                     | 15                      |
| Maintenance Worker I (Temporary)                            | 2                      | 2                      | 2                       |
| Public Works Crew Leader                                    | 4                      | 4                      | 4                       |
| Public Works Supervisor*                                    | 2                      | 1                      | 1                       |
| Tree Trimmer Crew Leader                                    | 4                      | 4                      | 4                       |
| Tree Trimmer Crew Leader II                                 | 2                      | 2                      | 2                       |
| Tree Trimmer I  | 1                      | 1                      | 1                       |
| Tree Trimmer II   | 1                      | 1                      | 1                       |
| Urban Forestry Supervisor                                   | 1                      | 1                      | 1                       |
| <b>260-3130 Community Service- Right of Way Maintenance</b> | <b>3/13</b>            | <b>3/13</b>            | <b>5/13</b>             |
| Community Service Coordinator                               | 1                      | 1                      | 1                       |
| Maintenance Worker I**                                      | 0                      | 0                      | 2                       |
| Maintenance Worker I (PT)                                   | 13                     | 13                     | 13                      |
| Public Services Crew Leader                                 | 2                      | 2                      | 2                       |
| <b>Total Full Time/Part Time Positions</b>                  | <b>172/30</b>          | <b>172/30</b>          | <b>174/30</b>           |

\* One (1) Maintenance Worker I (G7) reclassified to GIS Technician II (G15), one (1) Public Works Supervisor (G15) reclassified to Correctional Detail Supervisor (PS15), and one (1) Contract Inspector (G14) reclassified to GIS Technology Supervisor (G16) in FY19.

\*\* Two (2) Maintenance Worker I (G7) added in FY20.

\*\*\* Two (2) Heavy Equipment Supervisors (G15) reclassified to (G17)(Grade Only), two (2) Public Works Crew Supervisors (G15) reclassified to Heavy Equipment Supervisors (G17), one (1) Chemical Applications Technician (G11) reclassified to Contract Inspector (G14), and one (1) Senior Engineering Technician (G16) reclassified to GIS Technology Supervisor (G16) (Title Only) in FY20.

## Highway and Roads

**Program Description:**

The Highway and Roads division, managed by the Engineering Department, provides engineering services to agencies of the Columbus Consolidated Government. Services include street acceptance, preparation of engineering reports and studies, identifying easements and public right of ways, drafting construction plans, contracts and specifications, inspecting construction projects and administering construction contracts. The division manages the pavement management program.

|                                |  |               |                |
|--------------------------------|--|---------------|----------------|
| <b>Goal:</b>                   | <b>To increase the citizen satisfaction of the City's roadways.</b>                                |               |                |
| <b>Objective:</b>              | <b>To reduce the number of calls for unsatisfactory utility repairs through permit management.</b> |               |                |
|                                | <b>FY18</b>  | <b>FY19</b>   | <b>FY20</b>    |
| <b>Performance Indicators:</b> | <b>Actual</b>  | <b>Actual</b> | <b>Adopted</b> |
| Number of permits              | 1,810  | 1,584         | 1,700          |

|                                |  |               |                  |
|--------------------------------|--|---------------|------------------|
| <b>Goal:</b>                   | <b>To increase the life of existing streets by continual implementation of the Pavement Management System and maximize the benefit of the funds spent.</b> |               |                  |
| <b>Objective:</b>              | <b>Improve the overall condition of streets.</b>   |               |                  |
|                                | <b>FY18</b>  | <b>FY19</b>   | <b>FY20</b>      |
| <b>Performance Indicators:</b> | <b>Actual</b>  | <b>Actual</b> | <b>Projected</b> |
| Number of miles resurfaced.    | 3.7  | 12.0          | 15.0             |

|                                |  |               |                  |
|--------------------------------|--|---------------|------------------|
| <b>Goal:</b>                   | <b>To review plans within a timely manner and provide onsite inspection.</b> |               |                  |
| <b>Objective:</b>              | <b>To ensure compliance with Federal, State, and Local laws.</b>             |               |                  |
|                                | <b>FY18</b>  | <b>FY19</b>   | <b>FY20</b>      |
| <b>Performance Indicators:</b> | <b>Actual</b>  | <b>Actual</b> | <b>Projected</b> |
| Number of plans reviewed.      | 90   | 70            | 70               |

## Repairs & Maintenance

**Program Description:**

To repair right-of-way areas; i.e. potholes, asphalt maintenance, curbs/gutters, sidewalks, guardrails, inlet tops and fences.

**Goals, Objectives and Performance Data**

|                                |   |               |                  |
|--------------------------------|---|---------------|------------------|
| <b>Goal:</b>                   | <b>To improve asphalt maintenance by repairing pot holes, asphalt deficiencies, driveway aprons, and shoulders through generating in house work orders, addressing computer generated work orders, and addressing those highlighted on the Department of Transportation's Report as well as other reporting agencies.</b> |               |                  |
| <b>Objective:</b>              | <b>To increase asphalt maintenance and repair by tonnage used.</b>  |               |                  |
|                                | <b>FY18</b>   | <b>FY19</b>   | <b>FY20</b>      |
| <b>Performance Indicators:</b> | <b>Actual</b>   | <b>Actual</b> | <b>Projected</b> |
| Tonnage of asphalt used        | 2,974   | 2,455         | 3,000            |

|                                |  |                        |                           |
|--------------------------------|--|------------------------|---------------------------|
| <b>Goal:</b>                   | <b>To address all curb, gutter, sidewalk, inlets and various other concrete maintenance work generated by in house or computer generated work orders, or the DOT monthly report.</b> |                        |                           |
| <b>Objective:</b>              | <b>To keep sidewalks, curbs and gutters, in a safe and serviceable condition. As well as all concrete work called in to 311.</b>   |                        |                           |
| <b>Performance Indicators:</b> | <b>FY18<br/>Actual</b>   | <b>FY19<br/>Actual</b> | <b>FY20<br/>Projected</b> |
| Yards of concrete poured       | 355  | 388                    | 400                       |

|                                  |   |                        |                           |
|----------------------------------|---|------------------------|---------------------------|
| <b>Goal:</b>                     | <b>To provide fill material to perform maintenance to bring shoulders levels even with pavement levels.</b> |                        |                           |
| <b>Objective:</b>                | <b>Fill and compact 30 miles of unpaved state and city shoulders annually.</b>                              |                        |                           |
| <b>Performance Indicators:</b>   | <b>FY18<br/>Actual</b>  | <b>FY19<br/>Actual</b> | <b>FY20<br/>Projected</b> |
| Miles of road shoulders repaired | 58  | 48                     | 60                        |

|   |   |                        |                           |
|---|---|------------------------|---------------------------|
| <b>Goal:</b>                              | <b>To perform minimal maintenance on the 26 miles of unpaved streets and alleys.</b>  |                        |                           |
| <b>Objective:</b>                         | <b>Implement a system to provide minimal maintenance on the 26 miles of unpaved streets and alleys on a regular schedule.</b> |                        |                           |
| <b>Performance Indicators:</b>            | <b>FY18<br/>Actual</b>  | <b>FY19<br/>Actual</b> | <b>FY20<br/>Projected</b> |
| Miles of dirt roads and alleys maintained | 81  | 50                     | 52                        |

|  |   |                        |                           |
|--|---|------------------------|---------------------------|
| <b>Goal:</b>   | <b>Support other departments and divisions with various types of equipment and operators.</b> |                        |                           |
| <b>Objective:</b>  | <b>Provide 10,000 hours of support to other city departments and divisions.</b>               |                        |                           |
| <b>Performance Indicators:</b>                             | <b>FY18<br/>Actual</b>  | <b>FY19<br/>Actual</b> | <b>FY20<br/>Projected</b> |
| Number of hours supporting other departments and divisions | 11,875  | 11,500                 | 12,000                    |

## Right of Way Maintenance

### Program Description:

To cut vegetation along city right-of-ways and city property, to apply herbicides to reduce the amount of unwanted vegetation, to provide landscaping activities along city right-of-ways and city property, to provide emergency response services for removal of debris, spills, and ice on the roadways, and to assist other divisions as needed. Also to provide urban forestry services to include removing, pruning, and planting of city trees. The division also provides contract inspection on the city's gateways and enforces the Tree Preservation and Replacement Ordinance.

|   |   |                        |                           |
|---|---|------------------------|---------------------------|
| <b>Goal:</b>  | <b>To maintain a neat appearance within the city's small median type parks.</b>       |                        |                           |
| <b>Objective:</b>   | <b>Service an average of 62 parks once every two weeks during peak growth months.</b> |                        |                           |
| <b>Performance Indicators:</b>  | <b>FY18<br/>Actual</b>  | <b>FY19<br/>Actual</b> | <b>FY20<br/>Projected</b> |
| Average number of parks maintained every two weeks during peak growth months. | 71  | 75                     | 79                        |

|                                 |  |               |                  |
|---------------------------------|--|---------------|------------------|
| <b>Goal:</b>                    | <b>To maintain a well cut appearance of the city's right of ways and other property.</b> |               |                  |
| <b>Objective:</b>               | <b>To cut 2,500 miles of right-of-way and other city property each year.</b>             |               |                  |
|                                 | <b>FY18</b>  | <b>FY19</b>   | <b>FY20</b>      |
| <b>Performance Indicators:</b>  | <b>Actual</b>  | <b>Actual</b> | <b>Projected</b> |
| Annual miles of vegetation cut. | 3,000  | 2,112         | 2,500            |

|                                |   |               |                  |
|--------------------------------|---|---------------|------------------|
| <b>Goal:</b>                   | <b>To prune trees on city properties.</b>         |               |                  |
| <b>Objective:</b>              | <b>Increase the number of trees pruned by 3%.</b> |               |                  |
|                                | <b>FY18</b>                                       | <b>FY19</b>   | <b>FY20</b>      |
| <b>Performance Indicators:</b> | <b>Actual</b>                                     | <b>Actual</b> | <b>Projected</b> |
| Number of trees pruned.        | 6,660   | 2,681         | 3,200            |

|                                |  |               |                  |
|--------------------------------|--|---------------|------------------|
| <b>Goal:</b>                   | <b>Reduce the frequency of needed cutting on right-of-ways and other property.</b> |               |                  |
| <b>Objective:</b>              | <b>Treat 5,000 acres of land annually with herbicides.</b>                         |               |                  |
|                                | <b>FY18</b>  | <b>FY19</b>   | <b>FY20</b>      |
| <b>Performance Indicators:</b> | <b>Actual</b>  | <b>Actual</b> | <b>Projected</b> |
| Annual acreage treated.        | 4,800  | 2,176         | 2,700            |

|                                |  |               |                  |
|--------------------------------|--|---------------|------------------|
| <b>Goal:</b>                   | <b>To remove trees on city properties.</b>   |               |                  |
| <b>Objective:</b>              | <b>To maintain a consistent turn around on removal work orders of less than two weeks.</b> |               |                  |
|                                | <b>FY18</b>  | <b>FY19</b>   | <b>FY20</b>      |
| <b>Performance Indicators:</b> | <b>Actual</b>  | <b>Actual</b> | <b>Projected</b> |
| Number of trees removed.       | 1,754  | 860           | 903              |

|                                |   |               |                  |
|--------------------------------|---|---------------|------------------|
| <b>Goal:</b>                   | <b>To plant trees on city properties.</b>                           |               |                  |
| <b>Objective:</b>              | <b>To maintain a level of trees planted between 500-700 yearly.</b> |               |                  |
|                                | <b>FY18</b>   | <b>FY19</b>   | <b>FY20</b>      |
| <b>Performance Indicators:</b> | <b>Actual</b>   | <b>Actual</b> | <b>Projected</b> |
| Trees planted.                 | 736   | 752           | 790              |

### Community Service - ROW Maintenance

**Program Description:**

Maintains two (2) city cemeteries and 40-50 city owned properties. Provide support for various city supported activities such as Riverfest Weekend, Help the Hooch, Christmas tree and telephone book recycling programs. Clean the city and county right-of-way of litter and debris.

|                                |   |               |                  |
|--------------------------------|---|---------------|------------------|
| <b>Goal:</b>                   | <b>To improve the quality of life in Columbus, Georgia by maintaining litter free roadways.</b> |               |                  |
| <b>Objective:</b>              | <b>To increase the number of miles policed by 3% every year.</b>                                |               |                  |
|                                | <b>FY18</b>   | <b>FY19</b>   | <b>FY20</b>      |
| <b>Performance Indicators:</b> | <b>Actual</b>   | <b>Actual</b> | <b>Projected</b> |
| Number of miles policed        | 2,192   | 2,761         | 3,500            |
| Pounds of litter removed       | 657,680   | 397,440       | 400,000          |

|                                     |   |                        |                           |
|-------------------------------------|---|------------------------|---------------------------|
| <b>Goal:</b>                        | <b>Improve the quality of life and appearance of the City roadways, cemeteries and City owned lots through the efficient use of probationers.</b>         |                        |                           |
| <b>Objective:</b>                   | <b>Coordinate directly with the courts to increase by 5% the number of sentenced individuals and assigning them to the Department of Public Services.</b> |                        |                           |
| <b>Performance Indicators:</b>      | <b>FY18<br/>Actual</b>  | <b>FY19<br/>Actual</b> | <b>FY20<br/>Projected</b> |
| Number of probationers assigned     | 599   | 681                    | 750                       |
| Man hours used in Community Service | 9,524   | 10,894                 | 11,438                    |

|   |  |                        |                           |
|---|--|------------------------|---------------------------|
| <b>Goal:</b>                            | <b>To maintain the landscape of the Porterdale and East Porterdale Cemeteries.</b> |                        |                           |
| <b>Objective:</b>                       | <b>To cut grass twice monthly during growing seasons.</b>                          |                        |                           |
| <b>Performance Indicators:</b>          | <b>FY18<br/>Actual</b>   | <b>FY19<br/>Actual</b> | <b>FY20<br/>Projected</b> |
| Days needed to cut grass at cemeteries. | 22   | 23                     | N/A                       |

|                                |   |                        |                           |
|--------------------------------|---|------------------------|---------------------------|
| <b>Goal:</b>                   | <b>To maintain the landscape of the city owned lots.</b>      |                        |                           |
| <b>Objective:</b>              | <b>To cut weeds and grass on all city owned lots monthly.</b> |                        |                           |
| <b>Performance Indicators:</b> | <b>FY18<br/>Actual</b>  | <b>FY19<br/>Actual</b> | <b>FY20<br/>Projected</b> |
| Number of lots cut monthly.    | 28  | 28                     | 28                        |

### Other Maintenance & Repairs

**Program Description:**

The Facilities Maintenance Division is responsible for maintaining city facilities, including minor renovations. This cost

### Contingency

**Program Description:**

Departments budget specific appropriations and expenditures pertaining solely to that department. However, large emergency expenditures are not always accounted for by a specific department; therefore, we have established the contingency section to record these appropriations and expenditures.

### Non-Categorical

**Program Description:**

Departments budget specific appropriations and expenditures pertaining solely to that department. However, certain expenditures are not applicable to a specific department and we have established the non-categorical section for recording these appropriations and expenditures. This cost center factors a cost allocation charge that reimburses the General Fund for administrative services provided in the previous year.

### Interfund Transfers

**Program Description:**

This activity accounts for operating transfers from the General Fund to other funds. Transfers are made to provide required matching funds for federal and/or state grants. Also, this activity accounts for resources transferred to other funds where actual costs are recorded with funding assistance from the General Fund, such as the Civic Center and Golf Courses. Finally, this activity accounts for transfers of funds allocated to the Capital Improvement Program.

|                               |                     |
|-------------------------------|---------------------|
| <b>Project Description:</b>   | <b>Budget</b>       |
| Resurfacing/Road Improvements | \$ 1,777,033        |
| <b>Total:</b>                 | <b>\$ 1,777,033</b> |

\* The detail for these projects can be found in the Capital Improvement Program Budget Book.

**Budget Notes:**

**250-2200 Highways & Roads**

One Small Bucket Truck 35-37' (Replacement) = \$127,956

Twenty MetroCount Traffic Counters and Tubing (Replacement) = \$24,000

**260-3110 Streets**

Two Flat Bed Dump with 10' Body, Crew Cab (Replacement) = \$92,000

One John Deere Zero Turn Mower (Replacement) = \$9,000

One Asphalt Hotbox/Infrared Asphalt Recycler (New) = \$45,000

One Dual Axle Utility Trailer (New) = \$7,000

**260-3120 Urban Forestry & Beautification**

Seven Scag/Grasshopper Zero Turn Mower (Replacement) = \$56,000

Two Scag Zero Turn Mower with Bagger (Replacement) = \$38,000

Forestry Grab-All = \$250,000

Three Flat Bed Dump with 12' Body DL, Crew Cab (Replacement) = \$138,000

One Electronic Message Board (New) = \$18,000

One Trailer Mounted Attenuator (New) = \$18,000

Two Hustler Dual Axle Utility Trailer (Replacement) = \$14,000

One Gapple Attachment for Komatsu Loader (Replacement) = \$10,000

**260-3130 Community Services**

One Flat Bed Dump with 12' Body DL (New) = \$46,000



# MEDICAL CENTER FUND

**The Medical Center Fund accounts  
for funding indigent hospital care for  
the residents of Columbus.**

[Return to Table of Contents](#)



## Medical Center Fund

### **DEPARTMENT MISSION STATEMENT**

The Consolidated Government and the Medical Center have a contractual agreement whereby hospital services are provided to indigent Muscogee County residents. The Medical Center receives an amount equal to the revenue produced by three mills of property tax to cover such services after the approval of said patient bills by the Consolidated Government.

### **Expenditures By Division**

|                         | FY17<br>Actual      | FY18<br>Actual      | FY19<br>Actual*     | FY20<br>Adopted     |
|-------------------------|---------------------|---------------------|---------------------|---------------------|
| 2003000 Medical Center  | \$14,690,698        | \$14,565,995        | \$15,132,095        | \$15,343,646        |
| <b>DEPARTMENT TOTAL</b> | <b>\$14,690,698</b> | <b>\$14,565,995</b> | <b>\$15,132,095</b> | <b>\$15,343,646</b> |
| <b>% CHANGE</b>         |                     | <b>-0.85%</b>       | <b>3.89%</b>        | <b>1.40%</b>        |

*\*Unaudited*

### **Expenditures By Category**

|                         | FY17<br>Actual      | FY18<br>Actual      | FY19<br>Actual*     | FY20<br>Adopted     |
|-------------------------|---------------------|---------------------|---------------------|---------------------|
| Personal Services       | -                   | -                   | -                   | -                   |
| Operations              | \$14,690,698        | \$14,565,995        | 15,132,095          | 15,343,646          |
| <b>OPERATING BUDGET</b> | <b>\$14,690,698</b> | <b>\$14,565,995</b> | <b>\$15,132,095</b> | <b>\$15,343,646</b> |
| Capital Budget          | -                   | -                   | -                   | -                   |
| <b>DEPARTMENT TOTAL</b> | <b>\$14,690,698</b> | <b>\$14,565,995</b> | <b>\$15,132,095</b> | <b>\$15,343,646</b> |
| <b>% CHANGE</b>         |                     | <b>-0.85%</b>       | <b>3.89%</b>        | <b>1.40%</b>        |

*\*Unaudited*



# INTEGRATED WASTE FUND

**The Integrated Waste Fund accounts for the expenses associated with the collection and disposal of solid waste and recycling.**

[Return to Table of Contents](#)



**Expenditures By Division**

|   | FY17<br>Actual      | FY18<br>Actual      | FY19<br>Actual*     | FY20<br>Adopted     |
|---|---------------------|---------------------|---------------------|---------------------|
| 5902000 Contingency                     | -                   | -                   | -                   | \$41,741            |
| 5903000 Non-Categorical                 | \$1,254,115         | \$1,269,886         | \$894,287           | \$1,050,797         |
| 5904000 Inter Fund Transfer             | \$0                 | \$0                 | \$1,211,806         | \$1,774,083         |
| 2603510 Solid Waste Collection          | \$6,362,903         | \$5,537,305         | \$6,043,735         | \$5,885,662         |
| 2603520 Recycling                       | \$1,277,667         | \$921,327           | \$934,862           | \$1,246,658         |
| 2603540 Granite Bluff Inert Landfill    | \$250,251           | \$251,381           | \$280,385           | \$317,298           |
| 2603550 Oxbow Meadows Inert Landfill    | \$2,990             | -                   | \$0                 | -                   |
| 2603560 Pine Grove Sanitary Landfill    | \$1,501,345         | \$1,711,566         | \$2,285,118         | \$2,011,292         |
| 2603570 Recycling Sustainability Center | \$1,084,531         | \$1,017,174         | \$1,004,707         | \$844,048           |
| 2603580 Ft. Benning Recycling           | \$124,619           | \$14,307            | -                   | -                   |
| 2603710 Other Maintenance & Repairs     | \$7,682             | \$12,419            | \$5,746             | \$13,580            |
| 2703150 Refuse Collection               | \$89,058            | \$114,770           | \$74,986            | \$84,841            |
| <b>DEPARTMENT TOTAL</b>                 | <b>\$11,955,161</b> | <b>\$10,850,135</b> | <b>\$12,735,632</b> | <b>\$13,270,000</b> |
| <b>% CHANGE</b>                         |                     | <b>-9.2%</b>        | <b>17.4%</b>        | <b>4.2%</b>         |

*\*Unaudited*

**Expenditures By Category**

|                         | FY17<br>Actual      | FY18<br>Actual      | FY19<br>Actual*     | FY20<br>Adopted     |
|-------------------------|---------------------|---------------------|---------------------|---------------------|
| Personal Services       | \$6,026,469         | \$5,954,666         | \$6,143,900         | \$5,877,067         |
| Operations              | \$5,788,208         | \$4,633,132         | \$5,044,284         | \$7,378,933         |
| <b>OPERATING BUDGET</b> | <b>\$11,814,677</b> | <b>\$10,587,798</b> | <b>\$11,188,184</b> | <b>\$13,256,000</b> |
| Capital Budget          | \$140,484           | \$262,337           | \$1,547,448         | \$14,000            |
| <b>DEPARTMENT TOTAL</b> | <b>\$11,955,161</b> | <b>\$10,850,135</b> | <b>\$12,735,632</b> | <b>\$13,270,000</b> |
| <b>% CHANGE</b>         |                     | <b>-9.2%</b>        | <b>17.4%</b>        | <b>4.2%</b>         |

*\*Unaudited*

**Positions by Division**

|  | <b>FY18<br/>Actual</b> | <b>FY19<br/>Actual</b> | <b>FY20<br/>Adopted</b> |
|--|------------------------|------------------------|-------------------------|
| <b>260-3510 Solid Waste Collection FT/PT</b>       | <b>71/0</b>            | <b>71/0</b>            | <b>71/0</b>             |
| Animal Control Officer I                           | 1                      | 1                      | 1                       |
| Assistant Public Works Director                    | 1                      | 1                      | 1                       |
| Asst Division Mgr - Solid Waste & Recycling        | 1                      | 1                      | 1                       |
| Solid Waste & Recycling Manager                    | 1                      | 1                      | 1                       |
| Waste Collection Route Supervisor                  | 5                      | 5                      | 5                       |
| Waste Collection Worker                            | 4                      | 4                      | 4                       |
| Waste Equipment Operator                           | 58                     | 58                     | 58                      |
| <b>260-3520 Recycling FT/PT</b>                    | <b>14/0</b>            | <b>14/0</b>            | <b>14/0</b>             |
| Recycling Route Supervisor                         | 2                      | 2                      | 2                       |
| Recycling Truck Driver                             | 8                      | 8                      | 8                       |
| Waste Equipment Operator                           | 4                      | 4                      | 4                       |
| <b>260-3540 Granite Bluff Inert Landfill FT/PT</b> | <b>3/0</b>             | <b>4/0</b>             | <b>4/0</b>              |
| Heavy Equipment Supervisor**                       | 0                      | 1                      | 1                       |
| Landfill Operator***                               | 2                      | 1                      | 1                       |
| Landfill Supervisor                                | 1                      | 1                      | 1                       |
| Maintenance Worker 1 -Landfill**                   | 0                      | 1                      | 1                       |
| <b>260-3560 Pine Grove Sanitary Landfill FT/PT</b> | <b>13/0</b>            | <b>12/0</b>            | <b>12/0</b>             |
| Assistant Waste Disposal Manager                   | 1                      | 1                      | 1                       |
| Correctional Detail Officer - Waste Disposal**     | 0                      | 1                      | 1                       |
| Heavy Equipment Operator**                         | 4                      | 2                      | 2                       |
| Heavy Equipment Supervisor**                       | 0                      | 1                      | 1                       |
| Landfill Maintenance Technician                    | 1                      | 1                      | 1                       |
| Landfill Operator**                                | 5                      | 4                      | 4                       |
| Senior Landfill Operator                           | 1                      | 1                      | 1                       |
| Waste Disposal Manager                             | 1                      | 1                      | 1                       |
| <b>260-3570 Recycling Center FT/PT</b>             | <b>10/0</b>            | <b>11/0</b>            | <b>11/0</b>             |
| Baler Operator*                                    | 0                      | 1                      | 1                       |
| Compost Manager                                    | 1                      | 1                      | 1                       |
| Correctional Detail Officer                        | 4                      | 4                      | 4                       |
| Dropoff Site Operator                              | 1                      | 1                      | 1                       |
| Keep Columbus Beautiful Director                   | 1                      | 1                      | 1                       |
| Line Supervisor                                    | 1                      | 1                      | 1                       |
| Recycling Center Manager                           | 1                      | 1                      | 1                       |
| Scale Operator                                     | 1                      | 1                      | 1                       |
| <b>270-3150 Refuse Collection FT/PT</b>            | <b>1</b>               | <b>1</b>               | <b>1</b>                |
| Motor Equipment Operator III                       | 1                      | 1                      | 1                       |
| <b>Total Full Time/Part Time Positions</b>         | <b>112/0</b>           | <b>113/0</b>           | <b>113/0</b>            |

\* One (1) Baler Operator added in FY19

\*\* Two (2) Heavy Equipment Operator - Landfill (G13) reclassified to Heavy Equipment Supervisor - Landfill (G15), one (1) Landfill Operator (G12) reclassified to Maintenance Worker I (G7), one (1) Landfill Operator (G12) reclassified to Correctional Detail Officer - Waste Disposal (PS12) in FY19.

## Solid Waste Collection

**Program Description:**

The Solid Waste Collection division collects household garbage, yard waste and bulky waste.

|                                |   |               |                |
|--------------------------------|---|---------------|----------------|
| <b>Goal:</b>                   | <b>To lower the number of collection stops missed.</b>                  |               |                |
| <b>Objective:</b>              | <b>To reduce the number of missed pick-ups (Code 2) by 2% annually.</b> |               |                |
|                                | <b>FY18</b>   | <b>FY19</b>   | <b>FY20</b>    |
| <b>Performance Indicators:</b> | <b>Actual</b>   | <b>Actual</b> | <b>Adopted</b> |
| Annual number of stops         | 5,100   | 5,328         | 5,222          |

**Goals, Objectives and Performance Data**

|                                     |   |               |                  |
|-------------------------------------|---|---------------|------------------|
| <b>Goal:</b>                        | <b>To reduce the number of customer general complaints.</b>                 |               |                  |
| <b>Objective:</b>                   | <b>To reduce the number of customer complaints (Code 4) by 1% annually.</b> |               |                  |
|                                     | <b>FY18</b>   | <b>FY19</b>   | <b>FY20</b>      |
| <b>Performance Indicators:</b>      | <b>Actual</b>   | <b>Actual</b> | <b>Projected</b> |
| Annual number of general complaints | 17  | 29            | 27               |

## Recycling

**Program Description:**

This division is responsible for the collection of Recyclable Commodities.

|                                |   |               |                  |
|--------------------------------|---|---------------|------------------|
| <b>Goal:</b>                   | <b>To promote the concept of recycling to the general public.</b>     |               |                  |
| <b>Objective:</b>              | <b>Increase the tonnage of recyclables collected at the curbside.</b> |               |                  |
|                                | <b>FY18</b>   | <b>FY19</b>   | <b>FY20</b>      |
| <b>Performance Indicators:</b> | <b>Actual</b>   | <b>Actual</b> | <b>Projected</b> |
| Tons of Recyclables collected  | 5,796   | 5,515         | 6,067            |

|                                   |  |               |                  |
|-----------------------------------|--|---------------|------------------|
| <b>Goal:</b>                      | <b>Improve the multi-family housing recycling program.</b>   |               |                  |
| <b>Objective:</b>                 | <b>Increase the number of apartment complexes participating in the multi-family housing recycling program.</b> |               |                  |
|                                   | <b>FY18</b>  | <b>FY19</b>   | <b>FY20</b>      |
| <b>Performance Indicators:</b>    | <b>Actual</b>  | <b>Actual</b> | <b>Projected</b> |
| Number of complexes participating | 21   | 22            | 23               |

|   |   |               |                  |
|---|---|---------------|------------------|
| <b>Goal:</b>  | <b>To keep more municipal solid waste out of the city owned landfill.</b> |               |                  |
| <b>Objective:</b>                                       | <b>Increase the percentage of municipal solid waste recycled.</b>         |               |                  |
|   | <b>FY18</b>   | <b>FY19</b>   | <b>FY20</b>      |
| <b>Performance Indicators:</b>                          | <b>Actual</b>   | <b>Actual</b> | <b>Projected</b> |
| Percentage of recycled solid waste to waste landfilled. | 10.01%  | 10.8%         | 11.5%            |

## Granite Bluff Inert Landfill

**Program Description:**

The Granite Bluff Inert Landfill site is responsible to operate a state of the art inert landfill in compliance with Federal, State, and Local directives.

|                                |  |                        |                           |
|--------------------------------|--|------------------------|---------------------------|
| <b>Goal:</b>                   | <b>Increasing diversion through grinding, composting, and hauling mulch offsite will extend the life expectancy of the Granite Bluff Landfill.</b> |                        |                           |
| <b>Objective:</b>              | <b>Increase diversion rates by 1% each year.</b>   |                        |                           |
| <b>Performance Indicators:</b> | <b>FY18<br/>Actual</b>   | <b>FY19<br/>Actual</b> | <b>FY20<br/>Projected</b> |
| % of diversion                 | 12.22%   | 12.9%                  | 13%                       |

|   |  |                        |                           |
|---|--|------------------------|---------------------------|
| <b>Goal:</b>  | <b>To recycle as much material as possible for use as "fill material" in the landfill.</b> |                        |                           |
| <b>Objective:</b>                                       | <b>Increase the percentage of inert waste recycled for landfill use.</b>                   |                        |                           |
| <b>Performance Indicators:</b>                          | <b>FY18<br/>Actual</b>   | <b>FY19<br/>Actual</b> | <b>FY20<br/>Projected</b> |
| Percentage of recycled solid waste to waste landfilled. | 9.5%   | 4.1%                   | 5%                        |

## Oxbow Meadows Inert Landfill

**Program Description:**

The Oxbow Meadows Inert Landfill gives the City of Columbus an increased disposal capacity, and therefore an increased life span for this critical disposal element. The landfill is operated five days a week in full compliance with all State and Federal regulating statutes.

## Pine Grove Landfill

**Program Description:**

The Pine Grove Landfill responsibility is to operate a state of the art Municipal Solid Waste Landfill in compliance with Federal, State and Local directives.

|  |  |                        |                           |
|--|--|------------------------|---------------------------|
| <b>Goal:</b>                                       | <b>Increasing diversion will extend the life of the landfill by decreasing the material tonnage which would otherwise be placed in the landfill.</b> |                        |                           |
| <b>Objective:</b>                                  | <b>To increase diversion rate by 1% each year.</b>   |                        |                           |
| <b>Performance Indicators:</b>                     | <b>FY18<br/>Actual</b>   | <b>FY19<br/>Actual</b> | <b>FY20<br/>Projected</b> |
| Percentage of annual diversion and recycling rates | 20.5%  | 29%                    | 30%                       |

|                                  |   |                        |                           |
|----------------------------------|---|------------------------|---------------------------|
| <b>Goal:</b>                     | <b>Increasing compaction will extend the life of the landfill by decreasing the material size to be placed in the landfill.</b> |                        |                           |
| <b>Objective:</b>                | <b>To increase annual compaction rate by 50lbs/current year over previous year.</b>   |                        |                           |
| <b>Performance Indicators:</b>   | <b>FY18<br/>Actual</b>  | <b>FY19<br/>Actual</b> | <b>FY20<br/>Projected</b> |
| Compaction rate lbs/cubic yards. | 1,280   | 1,156                  | 1,250                     |
| Years of remaining capacity.     | 36  | 31                     | 34                        |

|                                |  |                        |                           |
|--------------------------------|--|------------------------|---------------------------|
| <b>Goal:</b>                   | <b>Create a new source of revenue to support the integrated waste fund and its efforts to become the self sustaining enterprise fund that it is designed to be.</b>  |                        |                           |
| <b>Objective:</b>              | <b>Identify waste materials that have the potential to be reused, recycled, or processed and sold. Develop programs and identify markets for such materials. Diverting materials will increase the life expectancy of our landfills and generate revenue to support its efforts.</b> |                        |                           |
| <b>Performance Indicators:</b> | <b>FY18<br/>Actual</b>   | <b>FY19<br/>Actual</b> | <b>FY20<br/>Projected</b> |
| Tons of scrap metal sold       | 211  | 190                    | 200                       |

## Recycling Sustainability Center

**Program Description:**

This division is responsible for the collection of Recyclable Commodities.

|   |   |                        |                           |
|---|---|------------------------|---------------------------|
| <b>Goal:</b>                                  | <b>To keep very low contamination levels in recyclable commodities processed.</b> |                        |                           |
| <b>Objective:</b>                             | <b>To keep the contamination levels low.</b>                                      |                        |                           |
| <b>Performance Indicators:</b>                | <b>FY18<br/>Actual</b>  | <b>FY19<br/>Actual</b> | <b>FY20<br/>Projected</b> |
| Number of contamination level complaints from | 2   | 2                      | 1                         |

|                                |   |                        |                           |
|--------------------------------|---|------------------------|---------------------------|
| <b>Goal:</b>                   | <b>To promote recycling to the general public</b>   |                        |                           |
| <b>Objective:</b>              | <b>To increase the tonnage of recyclables processed through education, promotion and advertising.</b> |                        |                           |
| <b>Performance Indicators:</b> | <b>FY18<br/>Actual</b>  | <b>FY19<br/>Actual</b> | <b>FY20<br/>Projected</b> |
| Tons of recyclables processed. | 14,668  | 13,497                 | 15,000                    |

|  |  |                        |                           |
|--|--|------------------------|---------------------------|
| <b>Goal:</b>   | <b>Facilitate truck availability to stay on routes more hours per day.</b>                         |                        |                           |
| <b>Objective:</b>  | <b>Decrease time trucks spent at the Recycle Center dumping recyclables collected at curbside.</b> |                        |                           |
| <b>Performance Indicators:</b>                           | <b>FY18<br/>Actual</b>   | <b>FY19<br/>Actual</b> | <b>FY20<br/>Projected</b> |
| Average time, in minutes, trucks spend at Recycle Center | 10   | 8                      | 8                         |

## Other Maintenance & Repairs

**Program Description:**

The Facilities Maintenance Division is responsible for maintaining city facilities, including minor renovations. This cost center is established to account for maintenance and repair activities specific to the Integrated Waste Fund division.

## Refuse Collections

**Program Description:**

The Parks and Recreation Department is responsible for the pick-up of waste deposited in trash receptacles in parks around the city. Operating with one truck, this division picks up trash from over 2,000 cans in 52 parks including South Commons and the River Walk. The Parks Refuse division operates seven days a week from April 1 to November 1, and five days a week the remaining 5 months per year. During the week, the division is able to utilize inmate labor. The truck makes two trips per day to the landfill except for Saturday when the landfill closes at noon and on Sunday when the landfill is closed.

|                                  |   |                        |                           |
|----------------------------------|---|------------------------|---------------------------|
| <b>Goal:</b>                     | <b>Provide clean litter free recreation facilities, athletic facilities, and special events.</b>  |                        |                           |
| <b>Objective:</b>                | <b>Reduce complaints by citizens by picking up garbage from all facilities on a daily basis and on weekends when activities or special events are being held.</b> |                        |                           |
| <b>Performance Indicators:</b>   | <b>FY18<br/>Actual</b>  | <b>FY19<br/>Actual</b> | <b>FY20<br/>Projected</b> |
| Number of complaints by citizens | 35  | 20                     | 15                        |

## Contingency

**Program Description:**

Departments budget specific appropriations and expenditures pertaining solely to that department. However, large emergency expenditures are not always accounted for by a specific department; therefore, we have established the contingency section to record these appropriations and expenditures.

## Non-Categorical

**Program Description:**

Departments budget specific appropriations and expenditures pertaining solely to that department. However, certain expenditures are not applicable to a specific department and we have established the non-categorical section for recording these appropriations and expenditures. This cost center factors a cost allocation charge that reimburses the General Fund for administrative services provided in the previous year.

## Interfund Transfers

**Program Description:**

This activity accounts for operating transfers from the General Fund to other funds. Transfers are made to provide required matching funds for federal and/or state grants. Also, this activity accounts for resources transferred to other funds where actual costs are recorded with funding assistance from the General Fund, such as the Civic Center and Golf Courses. Finally, this activity accounts for transfers of funds allocated to the Capital Improvement Program.

| <b>Project Description:</b>                    | <b>Budget</b>     |
|--|-------------------|
| Integrated Waste Capital Improvement projects* | \$ 300,000        |
| <b>Total:</b>                                  | <b>\$ 300,000</b> |

\* The detail for these projects can be found in the Capital Improvement Program Budget Book.

**Budget Notes:**

The following capital was approved in this budget:

**260-3560 Pine Grove Landfill**

- 2 Cat 730 Haul Truck (Replacement) (Capital Lease) = \$184,773
- 1 Cat D-4 Dozer (Replacement) (Capital Lease) = \$34,645
- 2 Full-Size F-150 Crew Cab 4WD (Replacement) (Capital Lease) = \$15,697
- One John Deer Side x Side (Gator) w/ equipment package (New) = \$14,000





# EMERGENCY TELEPHONE FUND

**The Emergency Telephone Fund  
accounts for expenses for the  
Emergency 911 System that ensures  
public safety departments respond  
quickly to emergency situations.**

[Return to Table of Contents](#)



**DEPARTMENT MISSION STATEMENT**

The 911 Center will provide effective and responsive emergency and non-emergency communication services in a professional and efficient manner for public safety and other agencies. As an integral part of the Columbus Community, we are committed to communicate with those we serve and to join with them in establishing priorities to enhance the quality of life for the entire community.

**Expenditures By Division**

|                             | <b>FY17<br/>Actual</b> | <b>FY18<br/>Actual</b> | <b>FY19<br/>Actual*</b> | <b>FY20<br/>Adopted</b> |
|-----------------------------|------------------------|------------------------|-------------------------|-------------------------|
| 4003220 E-911               | \$3,663,186            | \$3,506,378            | \$3,630,231             | \$3,734,545             |
| 5902000 Contingency         | -                      | -                      | -                       | \$18,500                |
| 5903000 Non Categorical     | \$209,232              | \$211,277              | \$211,548               | \$206,945               |
| 5904000 Inter Fund Transfer | -                      | -                      | -                       | -                       |
| <b>DEPARTMENT TOTAL</b>     | <b>\$3,872,418</b>     | <b>\$3,717,655</b>     | <b>\$3,841,779</b>      | <b>\$3,959,990</b>      |

*\*Unaudited*

**Expenditures By Category**

|                         | <b>FY17<br/>Actual</b> | <b>FY18<br/>Actual</b> | <b>FY19<br/>Actual*</b> | <b>FY20<br/>Adopted</b> |
|-------------------------|------------------------|------------------------|-------------------------|-------------------------|
| Personal Services       | \$2,212,579            | \$2,303,021            | \$2,355,873             | \$2,463,634             |
| Operations              | \$1,425,813            | \$1,409,485            | \$1,485,906             | \$1,496,356             |
| <b>OPERATING BUDGET</b> | <b>\$3,638,392</b>     | <b>\$3,712,506</b>     | <b>\$3,841,779</b>      | <b>\$3,959,990</b>      |
| Capital Budget          | \$234,026              | \$5,149                | -                       | -                       |
| <b>DEPARTMENT TOTAL</b> | <b>\$3,872,418</b>     | <b>\$3,717,655</b>     | <b>\$3,841,779</b>      | <b>\$3,959,990</b>      |
| <b>% CHANGE</b>         |                        | <b>-4.00%</b>          | <b>3.34%</b>            | <b>3.08%</b>            |

*\*Unaudited*

### Positions by Division

|  |              | FY18<br>Actual | FY19<br>Actual | FY20<br>Adopted |
|--|--------------|----------------|----------------|-----------------|
| <b>400-3220 E-911</b>                      | <b>FT/PT</b> | <b>53/1</b>    | <b>53/1</b>    | <b>53/1</b>     |
| 911 Center Supervisor                      |              | 6              | 6              | 6               |
| Administrative Clerk (PT)                  |              | 1              | 1              | 1               |
| Administrative Secretary                   |              | 1              | 1              | 1               |
| Communication Technician III               |              | 22             | 22             | 22              |
| Communications Technician I                |              | 15             | 15             | 15              |
| Communications Technician II               |              | 8              | 8              | 8               |
| Police Lieutenant                          |              | 1              | 1              | 1               |
| <b>Total Full Time/Part Time Positions</b> |              | <b>53/1</b>    | <b>53/1</b>    | <b>53/1</b>     |

## E911

### Program Description:

The 911 Center is divided into two areas: the Public Safety Message Center and the Emergency Operations Center. The Public Safety Message Center is the administrative telephone-answering unit for the Police and Fire Departments. The 911 Operations Center is responsible for receiving requests for emergency services and dispatching the appropriate units to the emergency; monitoring and dispatching the Police, State Sheriff's, Fire and EMS radio channels; the Civil Defense National Warning System; all bank alarms, the FBI and National Guard Alarms; and implementing emergency procedures in concert with other agencies.

| <b>Goal:</b>                   | <b>To provide emergency and non-emergency communications services in a professional and efficient manner for public safety and other agencies.</b>  |                |                   |                |                   |                                |  |  |  |                         |         |         |         |                       |        |        |        |                      |        |        |        |
|--------------------------------|---|----------------|-------------------|----------------|-------------------|--------------------------------|--|--|--|-------------------------|---------|---------|---------|-----------------------|--------|--------|--------|----------------------|--------|--------|--------|
| <b>Objective:</b>              | <b>To dispatch all calls for service in a timely, accurate and professional manner.</b>   |                |                   |                |                   |                                |  |  |  |                         |         |         |         |                       |        |        |        |                      |        |        |        |
|                                | <table border="1"> <thead> <tr> <th></th> <th>FY18<br/>Actual</th> <th>FY19<br/>Actual</th> <th>FY20<br/>Projected</th> </tr> </thead> <tbody> <tr> <td><b>Performance Indicators:</b></td> <td></td> <td></td> <td></td> </tr> <tr> <td>Police Calls Dispatched</td> <td>198,252</td> <td>213,691</td> <td>227,613</td> </tr> <tr> <td>Fire Calls Dispatched</td> <td>14,379</td> <td>14,632</td> <td>14,835</td> </tr> <tr> <td>EMS Calls Dispatched</td> <td>25,357</td> <td>25,432</td> <td>25,915</td> </tr> </tbody> </table> |                | FY18<br>Actual    | FY19<br>Actual | FY20<br>Projected | <b>Performance Indicators:</b> |  |  |  | Police Calls Dispatched | 198,252 | 213,691 | 227,613 | Fire Calls Dispatched | 14,379 | 14,632 | 14,835 | EMS Calls Dispatched | 25,357 | 25,432 | 25,915 |
|                                | FY18<br>Actual  | FY19<br>Actual | FY20<br>Projected |                |                   |                                |  |  |  |                         |         |         |         |                       |        |        |        |                      |        |        |        |
| <b>Performance Indicators:</b> |   |                |                   |                |                   |                                |  |  |  |                         |         |         |         |                       |        |        |        |                      |        |        |        |
| Police Calls Dispatched        | 198,252   | 213,691        | 227,613           |                |                   |                                |  |  |  |                         |         |         |         |                       |        |        |        |                      |        |        |        |
| Fire Calls Dispatched          | 14,379  | 14,632         | 14,835            |                |                   |                                |  |  |  |                         |         |         |         |                       |        |        |        |                      |        |        |        |
| EMS Calls Dispatched           | 25,357  | 25,432         | 25,915            |                |                   |                                |  |  |  |                         |         |         |         |                       |        |        |        |                      |        |        |        |

## Non-Departmental Contingency

### Program Description:

The Contingency Fund is an amount established in each annual budget to finance unusual items, which cannot be anticipated in the budget preparation. As these items occur during the year, transferring the required funds to the appropriate account reduces the contingency.

## Non-Categorical

### Program Description:

Appropriations and expenditures that pertain solely to a specific department are budgeted by that department. However, there are certain expenditures that are not applicable to a specific department. The non-categorical section has been established for recording these appropriations and expenditures.



# COMMUNITY DEVELOPMENT BLOCK GRANT FUND

**The Community Development Block Grant Fund accounts for grant monies received from the Department of Housing and Urban Development under the Community Development Block Grant Program.**

[Return to Table of Contents](#)



## Community Development Fund

### DEPARTMENT MISSION STATEMENT

The Community Reinvestment provides comprehensive CDBG reinvestment opportunities while providing services for the homeless and providing safe, affordable, and decent housing to the citizens of Muscogee County.

#### Expenditures By Division

|                                     | FY17<br>Actual     | FY18<br>Actual     | FY19<br>Actual*    | FY20<br>Adopted    |
|-------------------------------------|--------------------|--------------------|--------------------|--------------------|
| 2451000 CDBG Administration         | \$240,030          | \$272,691          | \$362,661          | \$469,510          |
| 2452100 Neighborhood Redevelopment  | \$360,073          | \$639,927          | \$165,484          | \$300,000          |
| 2452300 Aid to Other Agencies       | \$378,716          | \$228,665          | \$341,791          | \$867,600          |
| 2453110 Land Acquisition            | \$68,674           | \$1,250            | \$5,700            | \$194,997          |
| 2453130 Columbus Rehab Loan Program | \$469,881          | \$105,844          | \$257,022          | \$230,000          |
| 2453140 Neighborhood Parks          | \$299,905          | -                  | \$156,453          | \$50,000           |
| 5902000 Contingency                 | -                  | -                  | -                  | \$2,917            |
| 5904000 Interfund Transfers         | \$799,838          | \$547,510          | -                  | -                  |
| <b>DEPARTMENT TOTAL</b>             | <b>\$2,617,117</b> | <b>\$1,795,887</b> | <b>\$1,289,112</b> | <b>\$2,115,024</b> |
| <b>% CHANGE</b>                     |                    | <b>-31.38%</b>     | <b>-28.22%</b>     | <b>64.07%</b>      |

\* Unaudited

#### Expenditures By Category

|                         | FY17<br>Actual     | FY18<br>Actual     | FY19<br>Actual*    | FY20<br>Adopted    |
|-------------------------|--------------------|--------------------|--------------------|--------------------|
| Personal Services       | \$197,506          | \$225,712          | \$277,870          | \$355,927          |
| Operations              | \$1,741,666        | \$921,219          | \$841,530          | \$1,212,100        |
| <b>OPERATING BUDGET</b> | <b>\$1,939,172</b> | <b>\$1,146,931</b> | <b>\$1,119,400</b> | <b>\$1,568,027</b> |
| Capital Budget          | \$677,945          | \$648,956          | \$169,712          | \$546,997          |
| <b>DEPARTMENT TOTAL</b> | <b>\$2,617,117</b> | <b>\$1,795,887</b> | <b>\$1,289,112</b> | <b>\$2,115,024</b> |
| <b>% CHANGE</b>         |                    | <b>-31.38%</b>     | <b>-28.22%</b>     | <b>64.07%</b>      |

\*Unaudited

**Positions by Division**

|  |              | <b>FY18<br/>Actual</b> | <b>FY19<br/>Actual</b> | <b>FY20<br/>Adopted</b> |
|--|--------------|------------------------|------------------------|-------------------------|
| <b>245-1000 CDBG Administration</b>        | <b>FT/PT</b> | <b>4/1</b>             | <b>5/1</b>             | <b>5/1</b>              |
| Administrative Clerk I Part Time****       |              | 1                      | 1                      | 1                       |
| Community Reinvestment Coordinator*****    |              | 1                      | 1                      | 1                       |
| Community Reinvestment Director*           |              | 1                      | 1                      | 1                       |
| Community Reinvestment Planner***          |              | 1                      | 1                      | 1                       |
| Finance Manager**                          |              | 1                      | 1                      | 1                       |
| Real Estate Specialist*****                |              | 0                      | 1                      | 1                       |
| <b>Total Full Time/Part Time Positions</b> |              | <b>4/1</b>             | <b>5/1</b>             | <b>5/1</b>              |

\*Position funded 69% in CDBG Fund 0210, 21% from HOME Fund 0213 and 10% from General Fund 0101.

\*\* Position funded 90% in CDBG Fund 0210 and 10% from HOME Fund 0213.

\*\*\* Position funded 90% in CDBG Fund 0210 and 10% from HOME Fund 0213.

\*\*\*\*Position funded 100% in CDBG Fund 0210.

\*\*\*\*\*Position funded 93% in CDBG Fund 0210 and 7% in HOME Fund 0213.

\*\*\*\*\*Position funded 95% in CDBG Fund 0210 and 5% in HOME Fund 0213.

\*\*\*\*\* One (1) Real Estate Specialist (G17) add in FY19.

**CDBG Administration**

**Program Description:**

Provide reinvestment opportunities including the promotion of providing decent, safe, affordable housing for all citizens by collaboration with non-profits and for profit housing developers.

|                                 |   |                        |                         |
|---------------------------------|---|------------------------|-------------------------|
| <b>Goal:</b>                    | <b>To eliminate slum and blight in an effort to prevent further deterioration of neighborhoods.</b>                 |                        |                         |
| <b>Objective:</b>               | <b>To demolish unsafe and unsanitary housing units that create and/or contribute to slum and blight conditions.</b> |                        |                         |
| <b>Performance Indicators:</b>  | <b>FY18<br/>Actual</b>  | <b>FY19<br/>Actual</b> | <b>FY20<br/>Adopted</b> |
| Number of structures demolished | <b>6</b>  | <b>5</b>               | <b>11</b>               |

|                                       |  |                        |                         |
|---------------------------------------|--|------------------------|-------------------------|
| <b>Goal:</b>                          | <b>To prevent further deterioration and decline of neighborhoods through the correction of housing code violations in eligible residential structures.</b> |                        |                         |
| <b>Objective:</b>                     | <b>To aid the elderly and/or disable citizens with emergency repairs through the Project Care Program.</b>   |                        |                         |
| <b>Performance Indicators:</b>        | <b>FY18<br/>Actual</b>   | <b>FY19<br/>Actual</b> | <b>FY20<br/>Adopted</b> |
| Number of project care rehabilitation | <b>0</b>   | <b>19</b>              | <b>20</b>               |

|   |   |                        |                         |
|---|---|------------------------|-------------------------|
| <b>Goal:</b>                            | <b>Reduce homelessness.</b>   |                        |                         |
| <b>Objective:</b>                       | <b>To provide services to homeless individuals in an effort to reduce homelessness within the City of Columbus.</b> |                        |                         |
| <b>Performance Indicators:</b>          | <b>FY18<br/>Actual</b>  | <b>FY19<br/>Actual</b> | <b>FY20<br/>Adopted</b> |
| Number of homeless individuals assisted | <b>1,654</b>  | <b>1,500</b>           | <b>1,500</b>            |

**Budget Notes:**

The following capital was approved in this budget:

**245-1000 CDBG Administration**

Furniture (Replacement) = \$1,000



# WORKFORCE INNOVATION & OPPORTUNITY FUND

**The Workforce Innovation and Opportunity Act Fund accounts for grant monies received from the Georgia Department of Economic Development under the Job Training Partnership Act.**

[Return to Table of Contents](#)



## Workforce Innovation & Opportunity Act Fund

### Expenditures By Division

|                             | FY17<br>Actual     | FY18<br>Actual     | FY19<br>Actual*    | FY20<br>Adopted    |
|-----------------------------|--------------------|--------------------|--------------------|--------------------|
| 6806000 WIOA Administration | 1,899,382          | 2,158,066          | 2,240,783          | 3,687,670          |
| <b>DEPARTMENT TOTAL</b>     | <b>\$1,899,382</b> | <b>\$2,158,066</b> | <b>\$2,240,783</b> | <b>\$3,687,670</b> |
| <b>% CHANGE</b>             |                    | <b>13.62%</b>      | <b>3.83%</b>       | <b>64.57%</b>      |

*\*Unaudited*

### Expenditures By Category

|                         | FY17<br>Actual     | FY18<br>Actual     | FY19<br>Actual*    | FY20<br>Adopted    |
|-------------------------|--------------------|--------------------|--------------------|--------------------|
| Personal Services       | -                  | -                  | -                  | -                  |
| Operations              | 1,899,382          | 2,158,066          | 2,240,783          | 3,687,670          |
| <b>OPERATING BUDGET</b> | <b>\$1,899,382</b> | <b>\$2,158,066</b> | <b>\$2,240,783</b> | <b>\$3,687,670</b> |
| Capital Budget          | -                  | -                  | -                  | -                  |
| <b>DEPARTMENT TOTAL</b> | <b>\$1,899,382</b> | <b>\$2,158,066</b> | <b>\$2,240,783</b> | <b>\$3,687,670</b> |
| <b>% CHANGE</b>         |                    | <b>13.62%</b>      | <b>3.83%</b>       | <b>64.57%</b>      |

*\*Unaudited*



**Positions by Division**

|   | <b>FY18</b>   | <b>FY19</b>   | <b>FY20</b>    |
|---|---------------|---------------|----------------|
|   | <b>Actual</b> | <b>Actual</b> | <b>Adopted</b> |
| <b>680-6000 Workforce Innovation FT/PT</b>      | <b>13/0</b>   | <b>13/0</b>   | <b>13/0</b>    |
| Accounting Clerk                                | 1             | 1             | 1              |
| Administrative Assistant*                       | 0             | 0             | 1              |
| Administrative Technician                       | 1             | 1             | 1              |
| Assistant WIOA Director                         | 1             | 1             | 1              |
| Data Control Supervisor                         | 1             | 1             | 1              |
| Finance Manager- WIOA                           | 1             | 1             | 1              |
| Program Monitor/Job Developer                   | 1             | 1             | 1              |
| Program Specialist I                            | 3             | 3             | 3              |
| Program Specialist II                           | 2             | 2             | 2              |
| Support Clerk*                                  | 1             | 1             | 0              |
| Workforce Innovation & Opportunity Act Director | 1             | 1             | 1              |
| <b>Total Full Time/Part Time Positions</b>      | <b>13/0</b>   | <b>13/0</b>   | <b>13/0</b>    |

\* One (1) Support Clerk (G7) reclassified to Administrative Assistant (G12) in FY20.



# ECONOMIC DEVELOPMENT AUTHORITY FUND

**The Economic Development  
Authority Fund accounts for  
dedicated millage for economic  
development within the City.**

[Return to Table of Contents](#)

# Economic Development Authority

**Program Description:**

The Columbus Consolidated Government and the Development Authority of Columbus have an agreement whereby economic development activities that include; working with local and regional entities in attracting quality companies, working to broaden the Muscogee County tax base, job creation and retention are provided by the Development Authority, in conjunction with the Greater Columbus Chamber of Commerce. The Development Authority will receive the revenue produced by 0.25 mills of ad valorem taxes to cover such activities. Beginning in FY14, an additional 0.16 mills will be set aside in an Economic Development reserve, subject to Council approval and discretion.

**Expenditures By Division**

|                               | FY17<br>Actual     | FY18<br>Actual     | FY19<br>Actual*    | FY20<br>Adopted    |
|-------------------------------|--------------------|--------------------|--------------------|--------------------|
| 5901000 Agency Appropriations | \$1,967,281        | \$2,003,501        | \$2,184,615        | \$2,628,637        |
| <b>DEPARTMENT TOTAL</b>       | <b>\$1,967,281</b> | <b>\$2,003,501</b> | <b>\$2,184,615</b> | <b>\$2,628,637</b> |
| <b>% CHANGE</b>               |                    | <b>1.84%</b>       | <b>9.04%</b>       | <b>20.32%</b>      |

*\*Unaudited*

**Expenditures By Category**

|                         | FY17<br>Actual     | FY18<br>Actual     | FY19<br>Actual*    | FY20<br>Adopted    |
|-------------------------|--------------------|--------------------|--------------------|--------------------|
| Personal Services       | -                  | -                  | -                  | -                  |
| Operations              | \$1,967,281        | \$2,003,501        | \$2,184,615        | \$2,628,637        |
| <b>OPERATING BUDGET</b> | <b>\$1,967,281</b> | <b>\$2,003,501</b> | <b>\$2,184,615</b> | <b>\$2,628,637</b> |
| Capital Budget          | -                  | -                  | -                  | -                  |
| <b>DEPARTMENT TOTAL</b> | <b>\$1,967,281</b> | <b>\$2,003,501</b> | <b>\$2,184,615</b> | <b>\$2,628,637</b> |
| <b>% CHANGE</b>         |                    | <b>1.84%</b>       | <b>9.04%</b>       | <b>20.32%</b>      |

*\*Unaudited*

## Agency Appropriation

**Program Description:**

The Consolidated Government provides funds to agencies that provide services to the community.

## Contingency

**Program Description:**

The Contingency Fund is an amount established in each annual budget to finance unusual items, which cannot be anticipated in the budget preparation. As these items occur during the year, transferring the required funds to the appropriate account reduces the contingency.

## Non-Categorical

### Program Description:

Appropriations and expenditures that pertain solely to a specific department are budgeted by that department. However, there are certain expenditures that are not applicable to a specific department and the non-categorical section has been established for recording these appropriations and expenditures.

### Budget Notes:

NCR Payment (Year 5 of 10) - \$800,000

.25 mills to Development Authority - \$1,228,637

Film Funds - \$500,000

Mercer Project - \$100,000



# DEBT SERVICE FUND

**The Debt Service Fund accounts for debt payments to meet the obligations for revenue bonds.**

[Return to Table of Contents](#)



Debt Service

## Debt Service

### Program Description:

The Debt Service Fund accounts for the retirement of general obligation bond issues, Columbus Building Authority lease contracts, the Water Commissioners revolving loan contract and Lease Purchase Programs.

### Expenditures by Division

|   | FY17<br>Actual      | FY18<br>Actual      | FY19<br>Actual*     | FY20<br>Adopted     |
|---|---------------------|---------------------|---------------------|---------------------|
| 2003477 2010A Lease Revenue Bonds                   | \$3,148,361         | \$2,604,200         | \$2,606,600         | \$2,605,200         |
| 2003478 2010B Taxable Lease Revenue Bonds           | \$4,177,691         | \$4,177,691         | \$4,177,691         | \$4,177,692         |
| 2003479 2010C Lease Revenue Bonds                   | \$125,400           | \$125,400           | \$125,400           | \$125,400           |
| 2003480 2012A Lease Revenue Refunding Bonds         | \$1,699,211         | \$1,694,595         | \$1,697,159         | \$1,706,567         |
| 2003481 2012B Taxable Lease Revenue Refunding Bonds | \$1,368,605         | \$1,362,505         | \$1,371,105         | \$1,369,106         |
| 2003482 2018 Lease Revenue Bond                     | -                   | -                   | -                   | \$839,224           |
| 2003610 City Lease/Purchase Program                 | \$1,777,165         | \$3,519,390         | \$2,969,914         | \$3,579,866         |
| <b>TOTAL</b>  | <b>\$12,296,433</b> | <b>\$13,483,781</b> | <b>\$12,947,869</b> | <b>\$14,403,055</b> |
| <b>% CHANGE</b>                                     |                     | <b>9.66%</b>        | <b>-3.97%</b>       | <b>11.24%</b>       |

\*Unaudited

### Expenditures by Category

|                         | FY17<br>Actual      | FY18<br>Actual      | FY19<br>Actual*     | FY20<br>Adopted     |
|-------------------------|---------------------|---------------------|---------------------|---------------------|
| Personal Services       | -                   | -                   | -                   | -                   |
| Operation               | \$12,296,433        | \$13,483,781        | \$12,947,869        | \$14,403,055        |
| <b>OPERATING BUDGET</b> | <b>\$12,296,433</b> | <b>\$13,483,781</b> | <b>\$12,947,869</b> | <b>\$14,403,055</b> |
| Capital Budget          | -                   | -                   | -                   | -                   |
| <b>PROGRAM TOTAL</b>    | <b>\$12,296,433</b> | <b>\$13,483,781</b> | <b>\$12,947,869</b> | <b>\$14,403,055</b> |
| <b>% CHANGE</b>         |                     | <b>9.66%</b>        | <b>-3.97%</b>       | <b>11.24%</b>       |

\*Unaudited

**Overview and Debt Financing Principles:**

The Columbus Consolidated Government maintains a Debt Service Fund. This fund is used to service debt from four sources: General Obligation Debt, Columbus Building Authority contractual debt, the Board of Water Commissioners revolving loan contract, and lease purchase programs with the Georgia Municipal Association. Proceeds of a dedicated property tax form the primary source of revenue for the Debt Service Fund; a 1% Special Purpose Local Option Sales Tax provides the primary source of revenue for the Sales Tax Proceeds Account Fund.

All local governments must determine how capital projects will be financed. It is the policy of the Columbus Consolidated Government (CCG) to use debt sparingly to retain the capacity to issue additional debt if the need arises. Currently, CCG is currently well below the 20% level that is considered by the credit industry to be a danger signal. In addition, the CCG is well below the legal debt ceiling for general obligation debt (details on Debt Margin below).

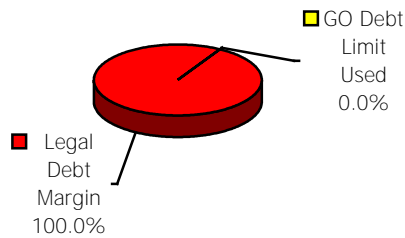
**Debt Margin:**

The Columbus Consolidated Government remains below the debt ceiling of 10% of assessed value of taxable property established by the State of Georgia’s constitution. CCG uses none of its established legal debt limit.

The current general obligation bond rating:  
 Standard & Poor’s: AA +  
 Moody’s Investors Service: Aa2

|                           | Moody’s     | Standard & Poor’s |
|---------------------------|-------------|-------------------|
| <b>Best Quality</b>       | <b>Aaa</b>  | <b>AAA</b>        |
| <b>High Quality</b>       | <b>Aa1</b>  | <b>AA+</b>        |
|                           | <b>Aa2</b>  | <b>AA</b>         |
|                           | <b>Aa3</b>  | <b>AA-</b>        |
| <b>Upper Medium Grade</b> | <b>A1</b>   | <b>A+</b>         |
|                           | <b>A2</b>   | <b>A</b>          |
|                           | <b>A3</b>   | <b>A-</b>         |
| <b>Medium Grade</b>       | <b>Baa1</b> | <b>BBB+</b>       |
|                           | <b>Baa2</b> | <b>BBB</b>        |
|                           | <b>Baa3</b> | <b>BBB-</b>       |

**Breakdown of Debt Limit**



**Computation of Legal Debt Margin  
For Fiscal Year Ending June 30, 2020**

|   |                       |
|---|-----------------------|
| Assessed value of taxable property*           | \$ 6,412,907,021      |
| Debt Limit: 10% of assessed value             | 641,290,702           |
| Less: Amount of debt applicable to debt limit | -                     |
| <b>Legal Debt Margin Available</b>            | <b>\$ 641,290,702</b> |

\*Based on 2019 State Approved Gross Assessed Digest as of 07/18/2019.

**Contractual Debt: Columbus Building Authority -**

The Columbus Building Authority was created to provide a means to issue revenue bonds to acquire, construct, equip, maintain, and operate self-liquidating projects. The Consolidated Government has an agreement with the Columbus Building Authority whereby all assets purchased through the Columbus Building Authority are leased to the Consolidated Government. The Consolidated Government services the Building Authority's debt in lieu of making rental payments. The Consolidated Government has directly or indirectly guaranteed the Authority's debt. In 2012, new bonds were issued, proceeds from which in part repaid outstanding balances from the Series 1999 and Series 2003 bonds. In 2019, a bond was issued via direct placement to provide for renovations to the South Commons Softball Complex, the Government Center, and funding a needs assessment study.

For FY20, debt service fund expenditures are summarized as follows:

| <i>Debt Service Summary:</i>          | <b>Principal Payments</b> | <b>Interest Payments</b> | <b>Total Payments</b> |
|---------------------------------------|---------------------------|--------------------------|-----------------------|
| <b>2010 A</b>                         | \$2,505,000               | \$100,200                | \$2,605,200           |
| <b>2010 B</b>                         | 0                         | 4,177,691                | 4,177,691             |
| <b>2010 C</b>                         | 0                         | 125,400                  | 125,400               |
| <b>2012 A</b>                         | 1,098,768                 | 607,796                  | 1,706,564             |
| <b>2012 B</b>                         | 1,120,000                 | 249,105                  | 1,369,105             |
| <b>2018</b>                           | <u>599,000</u>            | <u>240,224</u>           | <u>839,224</u>        |
| <b>Total Bond Payments</b>            | <b>\$5,322,768</b>        | <b>\$5,500,416</b>       | <b>\$10,823,184</b>   |
| Lease Payments                        | \$3,161,262               | \$418,604                | \$3,579,866           |
| <b>Total Debt Service Fund 0405</b>   | <b>\$8,484,030</b>        | <b>\$5,919,020</b>       | <b>\$14,403,050</b>   |
| Trade Center (2012 )                  | \$186,232                 | \$103,016                | \$289,248             |
| Oxbow (2012 )                         | <u>0</u>                  | <u>0</u>                 | <u>0</u>              |
| <b>Total Other Funds Debt Service</b> | <b>\$186,232</b>          | <b>\$103,016</b>         | <b>\$289,248</b>      |
| <b>Total Debt Service, FY20</b>       | <b>\$8,670,262</b>        | <b>\$6,022,036</b>       | <b>\$14,692,298</b>   |



The amortization schedule for open bonds is outlined below:

**Columbus Building Authority Contractual Debt**

| Fiscal Year  | 2010A Lease Revenue Bond |                        | 2010B Taxable Lease Revenue Bond |                      | 2010C Lease Revenue Bond |                    | 2012 Oxbow       |                 |
|--------------|--------------------------|------------------------|----------------------------------|----------------------|--------------------------|--------------------|------------------|-----------------|
|              | Principal                | Interest**<br>1.0-4.0% | Principal                        | Interest<br>4.7-6.0% | Principal                | Interest<br>6.00%  | Principal        | Interest        |
| 2015         | 2,637,650                | 520,212                | 0                                | 4,177,691            | 0                        | 125,400            | 92,350           | 7,413           |
| 2016         | 2,687,677                | 467,317                | 0                                | 4,177,691            | 0                        | 125,400            | 97,323           | 5,708           |
| 2017         | 2,761,994                | 386,367                | 0                                | 4,177,691            | 0                        | 125,400            | 103,006          | 3,108           |
| 2018         | 2,315,000                | 289,200                | 0                                | 4,177,691            | 0                        | 125,400            | 0                | 0               |
| 2019         | 2,410,000                | 196,600                | 0                                | 4,177,691            | 0                        | 125,400            | 0                | 0               |
| 2020         | 2,505,000                | 100,200                | 0                                | 4,177,691            | 0                        | 125,400            | 0                | 0               |
| 2021         | 0                        | 0                      | 2,605,000                        | 4,177,691            | 0                        | 125,400            | 0                | 0               |
| 2022         | 0                        | 0                      | 2,685,000                        | 4,055,256            | 0                        | 125,400            | 0                | 0               |
| 2023         | 0                        | 0                      | 2,770,000                        | 3,923,691            | 0                        | 125,400            | 0                | 0               |
| 2024         | 0                        | 0                      | 2,860,000                        | 3,783,806            | 0                        | 125,400            | 0                | 0               |
| 2025         | 0                        | 0                      | 2,960,000                        | 3,635,086            | 0                        | 125,400            | 0                | 0               |
| 2026         | 0                        | 0                      | 3,065,000                        | 3,473,766            | 0                        | 125,400            | 0                | 0               |
| 2027         | 0                        | 0                      | 3,175,000                        | 3,302,126            | 0                        | 125,400            | 0                | 0               |
| 2028         | 0                        | 0                      | 3,290,000                        | 3,121,151            | 0                        | 125,400            | 0                | 0               |
| 2029         | 0                        | 0                      | 3,415,000                        | 2,930,331            | 0                        | 125,400            | 0                | 0               |
| 2030         | 0                        | 0                      | 3,545,000                        | 2,729,700            | 0                        | 125,400            | 0                | 0               |
| 2031         | 0                        | 0                      | 3,685,000                        | 2,517,000            | 0                        | 125,400            | 0                | 0               |
| 2032         | 0                        | 0                      | 3,830,000                        | 2,295,900            | 0                        | 125,400            | 0                | 0               |
| 2033         | 0                        | 0                      | 3,980,000                        | 2,066,100            | 0                        | 125,400            | 0                | 0               |
| 2034         | 0                        | 0                      | 4,135,000                        | 1,827,300            | 0                        | 125,400            | 0                | 0               |
| 2035         | 0                        | 0                      | 4,295,000                        | 1,579,200            | 0                        | 125,400            | 0                | 0               |
| 2036         | 0                        | 0                      | 4,460,000                        | 1,321,500            | 0                        | 125,400            | 0                | 0               |
| 2037         | 0                        | 0                      | 4,635,000                        | 1,053,900            | 0                        | 125,400            | 0                | 0               |
| 2038         | 0                        | 0                      | 4,815,000                        | 775,800              | 0                        | 125,400            | 0                | 0               |
| 2039         | 0                        | 0                      | 5,005,000                        | 486,900              | 0                        | 125,400            | 0                | 0               |
| 2040         | 0                        | 0                      | 3,110,000                        | 186,600              | 2,090,000                | 125,400            | 0                | 0               |
| <b>Total</b> | <b>\$15,317,321</b>      | <b>\$1,959,896</b>     | <b>\$72,320,000</b>              | <b>\$74,308,950</b>  | <b>\$2,090,000</b>       | <b>\$3,260,400</b> | <b>\$292,679</b> | <b>\$16,229</b> |

**Columbus Building Authority Contractual Debt - continued**

| Fiscal Year  | 2012A Lease Revenue Refunding Bonds |                    | 2012B Taxable Lease Revenue Refunding Bonds |                    | 2012 Trade Center  |                    | 2018 Lease Revenue Bond |                    |
|--------------|-------------------------------------|--------------------|---|--------------------|--------------------|--------------------|-------------------------|--------------------|
|              | Principal                           | Interest           | Principal                                   | Interest           | Principal          | Interest           | Principal               | Interest           |
| 2015         | 923,478                             | 775,519            | 1,005,000                                   | 354,205            | 156,522            | 131,443            | 0                       | 0                  |
| 2016         | 944,855                             | 757,049            | 1,025,000                                   | 334,105            | 160,145            | 128,313            | 0                       | 0                  |
| 2017         | 970,507                             | 728,703            | 1,055,000                                   | 313,605            | 164,493            | 123,509            | 0                       | 0                  |
| 2018         | 1,004,710                           | 689,883            | 1,070,000                                   | 292,505            | 170,290            | 116,929            | 0                       | 0                  |
| 2019         | 1,047,464                           | 649,695            | 1,100,000                                   | 271,105            | 177,536            | 110,118            | 0                       | 0                  |
| 2020         | 1,098,768                           | 607,796            | 1,120,000                                   | 249,105            | 186,232            | 103,016            | 599,000                 | 240,223            |
| 2021         | 1,145,797                           | 563,846            | 405,000                                     | 215,505            | 194,203            | 95,567             | 622,000                 | 213,153            |
| 2022         | 1,197,102                           | 518,014            | 415,000                                     | 203,355            | 202,899            | 87,799             | 642,000                 | 192,441            |
| 2023         | 1,248,406                           | 470,130            | 435,000                                     | 190,905            | 211,594            | 79,683             | 664,000                 | 171,062            |
| 2024         | 1,303,986                           | 420,193            | 450,000                                     | 177,855            | 221,014            | 71,219             | 686,000                 | 148,951            |
| 2025         | 1,351,015                           | 381,074            | 470,000                                     | 165,705            | 228,985            | 64,589             | 709,000                 | 126,107            |
| 2026         | 1,398,044                           | 340,543            | 485,000                                     | 151,605            | 236,956            | 57,719             | 732,000                 | 102,497            |
| 2027         | 1,449,348                           | 298,602            | 505,000                                     | 137,055            | 245,652            | 50,611             | 756,000                 | 78,122             |
| 2028         | 1,487,826                           | 262,368            | 525,000                                     | 121,400            | 252,174            | 44,469             | 782,000                 | 52,947             |
| 2029         | 1,539,131                           | 225,173            | 550,000                                     | 104,600            | 260,870            | 38,165             | 808,000                 | 26,906             |
| 2030         | 1,581,884                           | 186,694            | 580,000                                     | 86,450             | 268,116            | 31,643             | 0                       | 0                  |
| 2031         | 1,633,188                           | 143,193            | 600,000                                     | 66,150             | 276,812            | 24,270             | 0                       | 0                  |
| 2032         | 1,680,217                           | 98,280             | 630,000                                     | 45,150             | 284,783            | 16,658             | 0                       | 0                  |
| 2033         | 1,735,797                           | 52,074             | 660,000                                     | 23,100             | 294,203            | 8,826              | 0                       | 0                  |
| 2034         | 0                                   | 0                  | 0   | 0                  | 0                  | 0                  | 0                       | 0                  |
| 2035         | 0                                   | 0                  | 0   | 0                  | 0                  | 0                  | 0                       | 0                  |
| 2036         | 0                                   | 0                  | 0   | 0                  | 0                  | 0                  | 0                       | 0                  |
| 2037         | 0                                   | 0                  | 0   | 0                  | 0                  | 0                  | 0                       | 0                  |
| 2038         | 0                                   | 0                  | 0   | 0                  | 0                  | 0                  | 0                       | 0                  |
| 2039         | 0                                   | 0                  | 0   | 0                  | 0                  | 0                  | 0                       | 0                  |
| 2040         | 0                                   | 0                  | 0   | 0                  | 0                  | 0                  | 0                       | 0                  |
| <b>Total</b> | <b>\$24,741,523</b>                 | <b>\$8,168,828</b> | <b>\$13,085,000</b>                         | <b>\$3,503,465</b> | <b>\$4,193,479</b> | <b>\$1,384,546</b> | <b>\$7,000,000</b>      | <b>\$1,352,409</b> |



# TRANSPORTATION FUND

**The Transportation Fund accounts for all expenses related to METRA, including administration and operation.**

[Return to Table of Contents](#)



## Transportation Fund

### METRA

#### **DEPARTMENT MISSION STATEMENT**

METRA's mission is to provide safe, reliable, dependable and cost-effective transit service with a professional team of employees, dedicated to their customer needs and committed to excellence.

#### **Expenditures By Division**

|                               | FY17<br>Actual      | FY18<br>Actual      | FY19<br>Actual*     | FY20<br>Adopted      |
|-------------------------------|---------------------|---------------------|---------------------|----------------------|
| 2603710 Other Maint & Repairs | \$2,497             | \$3,112             | -                   | \$15,000             |
| 5902000 Contingency           | -                   | -                   | -                   | \$35,794             |
| 5903000 Non-Categorical       | \$887,221           | \$335,065           | \$302,011           | \$377,336            |
| 5904000 Inter-Fund Transfers  | -                   | -                   | -                   | -                    |
| 6101000 Administration        | \$174,520           | \$173,877           | \$225,063           | \$239,299            |
| 6102100 Operations            | \$1,989,589         | \$2,012,729         | \$1,957,851         | \$2,160,689          |
| 6102200 Maintenance           | \$1,140,145         | \$1,413,869         | \$1,266,943         | \$1,506,432          |
| 6102300 Dial-A-Ride           | \$214,439           | \$217,427           | \$257,682           | \$239,368            |
| 6102400 Capital-FTA           | \$1,157,009         | \$988,162           | \$1,846,833         | \$2,779,798          |
| 6102500 Capital-TSPLOST       | \$235,360           | \$12,829            | \$259,121           | \$2,212,000          |
| 6102510 Admin. -TSPLOST       | \$64,657            | \$58,865            | \$70,507            | \$69,374             |
| 6102520 Oper. -TSPLOST        | \$565,172           | \$640,852           | \$663,541           | \$806,767            |
| 6102530 Maint. -TSPLOST       | \$99,011            | \$153,723           | \$223,233           | \$1,197,136          |
| 6102540 D-A-R. -TSPLOST       | \$137,322           | \$149,628           | \$159,465           | \$171,219            |
| 6102900 Charter Services      | \$11,618            | \$7,418             | \$11,383            | \$18,000             |
| 6103410 Planning-FTA (5303)   | \$84,941            | \$78,544            | \$79,882            | \$78,315             |
| 6103420 Planning-FTA (5307)   | \$153,818           | \$158,289           | \$153,650           | \$175,958            |
| <b>DEPARTMENT TOTAL</b>       | <b>\$ 6,917,319</b> | <b>\$ 6,404,389</b> | <b>\$ 7,477,165</b> | <b>\$ 12,082,485</b> |
| <b>% CHANGE</b>               |                     | <b>-7.42%</b>       | <b>16.75%</b>       | <b>61.59%</b>        |

\* Unaudited

#### **Expenditures By Category**

|                         | FY17<br>Actual     | FY18<br>Actual     | FY19<br>Actual*    | FY20<br>Adopted     |
|-------------------------|--------------------|--------------------|--------------------|---------------------|
| Personal Services       | \$4,828,875        | \$4,382,873        | \$4,385,186        | \$4,823,939         |
| Operations              | \$1,826,697        | \$1,980,799        | \$2,314,527        | \$3,925,496         |
| <b>OPERATING BUDGET</b> | <b>\$6,655,572</b> | <b>\$6,363,672</b> | <b>\$6,699,713</b> | <b>\$8,749,435</b>  |
| Capital Budget          | \$261,747          | \$40,717           | \$777,451          | \$3,333,050         |
| <b>DEPARTMENT TOTAL</b> | <b>\$6,917,319</b> | <b>\$6,404,389</b> | <b>\$7,477,165</b> | <b>\$12,082,485</b> |
| <b>% CHANGE</b>         |                    | <b>-7.42%</b>      | <b>16.75%</b>      | <b>61.59%</b>       |

\* Unaudited

**Positions by Division**

|  |              | <b>FY18<br/>Actual</b> | <b>FY19<br/>Actual</b> | <b>FY20<br/>Adopted</b> |
|--|--------------|------------------------|------------------------|-------------------------|
| <b>610-1000 Administration</b>               | <b>FT/PT</b> | <b>1/0</b>             | <b>1/0</b>             | <b>1/0</b>              |
| Office Manager                               |              | 1                      | 1                      | 1                       |
| <b>610-2100 Operations</b>                   | <b>FT/PT</b> | <b>44/0</b>            | <b>44/0</b>            | <b>45/0</b>             |
| Bus Operator                                 |              | 41                     | 41                     | 41                      |
| Safety Training Coordinator                  |              | 1                      | 1                      | 1                       |
| Transit Compliance Officer****               |              | 0                      | 0                      | 1                       |
| Transit Manager                              |              | 1                      | 1                      | 1                       |
| Transit Supervisor                           |              | 1                      | 1                      | 1                       |
| <b>610-2200 Maintenance</b>                  | <b>FT/PT</b> | <b>13/0</b>            | <b>13/0</b>            | <b>13/0</b>             |
| Fleet Maintenance Technician I*              |              | 4                      | 4                      | 4                       |
| Fleet Maintenance Technician II              |              | 7                      | 7                      | 7                       |
| Fleet Maintenance Technician III             |              | 2                      | 2                      | 2                       |
| <b>610-2300 Dial-A-Ride</b>                  | <b>FT/PT</b> | <b>5/0</b>             | <b>5/0</b>             | <b>5/0</b>              |
| Bus Operator Dial-A-Ride                     |              | 5                      | 5                      | 5                       |
| <b>610-2400 Capital - FTA (5309)</b>         | <b>FT/PT</b> | <b>7/0</b>             | <b>7/0</b>             | <b>7/0</b>              |
| ADA Coordinator                              |              | 1                      | 1                      | 1                       |
| Bus Operator                                 |              | 1                      | 1                      | 1                       |
| Bus Operator Dial-A-Ride                     |              | 1                      | 1                      | 1                       |
| Correctional Detail Officer - Transportation |              | 1                      | 1                      | 1                       |
| Fleet Maintenance Tech III                   |              | 1                      | 1                      | 1                       |
| Maintenance Manager                          |              | 1                      | 1                      | 1                       |
| Transit Specialist                           |              | 1                      | 1                      | 1                       |
| <b>610-2510 Administration - TSPLOST</b>     | <b>FT/PT</b> | <b>1/0</b>             | <b>1/0</b>             | <b>1/0</b>              |
| Principal Transit Planner                    |              | 1                      | 1                      | 1                       |
| <b>610-2520 Operations - TSPLOST</b>         | <b>FT/PT</b> | <b>17/0</b>            | <b>17/0</b>            | <b>17/0</b>             |
| Bus Operator                                 |              | 16                     | 16                     | 16                      |
| Transportation Supervisor                    |              | 1                      | 1                      | 1                       |
| <b>610-2530 Maintenance - TSPLOST</b>        | <b>FT/PT</b> | <b>2/0</b>             | <b>2/0</b>             | <b>2/0</b>              |
| Correctional Detail Officer**                |              | 1                      | 0                      | 0                       |
| Fleet Maintenance Tech II                    |              | 1                      | 1                      | 1                       |
| Transportation Crew Leader***                |              | 0                      | 1                      | 1                       |
| <b>610-2540 Dial-A-Ride - TSPLOST</b>        | <b>FT/PT</b> | <b>4/0</b>             | <b>4/0</b>             | <b>4/0</b>              |
| Bus Operator Dial-A-Ride                     |              | 4                      | 4                      | 4                       |
| <b>610-3410 Planning - FTA (5303)</b>        | <b>FT/PT</b> | <b>1/0</b>             | <b>1/0</b>             | <b>1/0</b>              |
| Director of Transportation                   |              | 1                      | 1                      | 1                       |
| <b>610-3420 Capital - FTA (5307)</b>         | <b>FT/PT</b> | <b>3/0</b>             | <b>3/0</b>             | <b>3/0</b>              |
| Administration Specialist                    |              | 1                      | 1                      | 1                       |
| Transit Specialist                           |              | 2                      | 2                      | 2                       |
| <b>Total Full Time/Part Time Positions</b>   |              | <b>98/0</b>            | <b>98/0</b>            | <b>99/0</b>             |

\* One of the Fleet Maintenance Tech I Full Time positions is shared by two employees who each work part time.

\*\*One (1) Correctional Detail Officer (PS12) added in FY18

\*\*\*One (1) Correctional Detail Officer (PS12) reclassified to Transportation Crew Leader (G12) in FY19

\*\*\*\*One (1) Transit Compliance Officer (G20) added in FY20

## METRA Administration

**Program Description:**

To provide safe, reliable, dependable and cost effective service with a professional team of employees dedicated to our customers needs and committed to excellence. Also, to provide administrative support for the mission of each division.

|                                |  |                        |                           |
|--------------------------------|--|------------------------|---------------------------|
| <b>Goal:</b>                   | <b>To maintain accurate payroll records.</b>   |                        |                           |
| <b>Objective:</b>              | <b>To maintain and update payroll information for all employees. To learn the new payroll system and to train the employee on its use. To stay within state and federal guidelines. Keep accurate files for all divisions.</b> |                        |                           |
| <b>Performance Indicators:</b> | <b>FY18<br/>Actual</b>   | <b>FY19<br/>Actual</b> | <b>FY20<br/>Projected</b> |
| Audited Payroll Files          | 100%   | 80%                    | 100%                      |

|   |   |                        |                           |
|---|---|------------------------|---------------------------|
| <b>Goal:</b>  | <b>Overall policy and program guidance for transit services.</b>  |                        |                           |
| <b>Objective:</b>   | <b>To develop and implement transit service in keeping with guidelines set forth by the city, FTA and GDOT.</b> |                        |                           |
| <b>Performance Indicators:</b>                                | <b>FY18<br/>Actual</b>  | <b>FY19<br/>Actual</b> | <b>FY20<br/>Projected</b> |
| Annual Audits, Federal Triennial Reviews and GDOT site visits | 100%  | 100%                   | 100%                      |

## Operations

**Program Description:**

To ensure that all employees perform their job in a way that reflects favorably toward METRA and allows the opportunity to exercise a favorable influence on every customer served.

|  |   |                        |                           |
|--|---|------------------------|---------------------------|
| <b>Goal:</b>   | <b>Implement new bus service recommendations from the TSPLOST Transit Assessment.</b>                   |                        |                           |
| <b>Objective:</b>  | <b>Provide improved services to METRA's current customers and attract new riders to public transit.</b> |                        |                           |
| <b>Performance Indicators:</b>   | <b>FY18<br/>Actual</b>  | <b>FY19<br/>Actual</b> | <b>FY20<br/>Projected</b> |
| Implement new bus service recommendations from the TSPLOST Transit Assessment. | 75%   | 80%                    | 85%                       |

|   |  |                        |                           |
|---|--|------------------------|---------------------------|
| <b>Goal:</b>                                      | <b>To develop a program to reduce chargeable accidents and incidents.</b>  |                        |                           |
| <b>Objective:</b>                                 | <b>To continue Driver's Refresher Training Classes and to implement Driver's Range testing Course for Bus Operator</b> |                        |                           |
| <b>Performance Indicators:</b>                    | <b>FY18<br/>Actual</b>   | <b>FY19<br/>Actual</b> | <b>FY20<br/>Projected</b> |
| Percentage of Bus operators in refresher training | 70%  | 75%                    | 80%                       |

## Maintenance

**Program Description:**

Perform preventative maintenance, scheduled repairs and emergency repairs on all METRA motorized equipment.

|   |  |               |                  |
|---|--|---------------|------------------|
| <b>Goal:</b>                                  | <b>To manage inventory, repairs/supplies, and accounting for all items by using the computerized Fleet Maintenance System (Shopfax).</b> |               |                  |
| <b>Objective:</b>                             | <b>Conduct monthly inventory of parts and supplies.</b>  |               |                  |
|   | <b>FY18</b>  | <b>FY19</b>   | <b>FY20</b>      |
| <b>Performance Indicators:</b>                | <b>Actual</b>  | <b>Actual</b> | <b>Projected</b> |
| Fleet System Report Plus or minus 3% accuracy | 95%  | 95%           | 80%              |

|                                |   |               |                  |
|--------------------------------|---|---------------|------------------|
| <b>Goal:</b>                   | <b>To communicate maintenance values, directions, and performance expectations.</b>   |               |                  |
| <b>Objective:</b>              | <b>Explain to each employee the division goals and objectives. The goals provided clean and reliable vehicles to the customers.</b> |               |                  |
|                                | <b>FY18</b>   | <b>FY19</b>   | <b>FY20</b>      |
| <b>Performance Indicators:</b> | <b>Actual</b>   | <b>Actual</b> | <b>Projected</b> |
| Periodic refresher training    | 95%   | 95%           | 75%              |

## Dial-A-Ride

**Program Description:**

The Dial-A-Ride division screens, schedules and provides reliable demand response curbside transit service to elderly and/or disable persons that lack the ability to use the regular transit system. The program ensures transportation services for the physically challenged persons according to the Americans With Disabilities Act.

|  |  |               |                  |
|--|--|---------------|------------------|
| <b>Goal:</b>                                       | <b>To reduce incidents and accidents.</b>  |               |                  |
| <b>Objective:</b>                                  | <b>Monitor drivers and their destinations. Continue to provide refresher training for all Dial-A-Ride operators.</b> |               |                  |
|  | <b>FY18</b>  | <b>FY19</b>   | <b>FY20</b>      |
| <b>Performance Indicators:</b>                     | <b>Actual</b>  | <b>Actual</b> | <b>Projected</b> |
| Number of View cameras and perform operator checks | 75%  | 50%           | 85%              |

|  |   |               |                  |
|--|---|---------------|------------------|
| <b>Goal:</b>   | <b>Provide safe transportation to persons with disabilities.</b>  |               |                  |
| <b>Objective:</b>  | <b>Operators will pre-trip and inspect their vehicles to make sure they are safe for the customers. Check buses for safety. Check routes for hazards and access issues; change as needed.</b> |               |                  |
|  | <b>FY18</b>   | <b>FY19</b>   | <b>FY20</b>      |
| <b>Performance Indicators:</b>   | <b>Actual</b>   | <b>Actual</b> | <b>Projected</b> |
| Survey locations before new service to ensure the safety of the customers and the operators. | 50%   | 75%           | 80%              |
| Percent of buses checked for safety  | 50%   | 75%           | 80%              |

## Capital - FTA (5307)

**Program Description:**

Develop, purchase, and receive capital items needed to support public transportation in Columbus/Muscogee County and Fort Benning.

|   |  |                        |                           |
|---|--|------------------------|---------------------------|
| <b>Goal:</b>  | <b>To purchase capital items that support the public transit divisions and the parking division of METRA by following the purchasing regulations as prescribed by the Federal Transit Administration (FTA), the Georgia Department of Transportation (GDOT), and the Columbus Consolidated Government (CCG).</b> |                        |                           |
| <b>Objective:</b>   | <b>Bid to purchase capital items greater than \$5,000 and secure quote documentation on purchase items less than \$5,000 as delineated in the CCG Purchasing procedures manual.</b>  |                        |                           |
| <b>Performance Indicators:</b>  | <b>FY18<br/>Actual</b>   | <b>FY19<br/>Actual</b> | <b>FY20<br/>Projected</b> |
| Percent of completed purchases of capital items before the end of the fiscal year | 100%   | 100%                   | 100%                      |

|  |   |                        |                           |
|--|---|------------------------|---------------------------|
| <b>Goal:</b>   | <b>To develop the local capital budget and contact with FTA and GDOT for capital funding.</b>   |                        |                           |
| <b>Objective:</b>  | <b>Local budgeting approval process and inclusion in the Transportation Improvement Program, FTA Grant Program, and the GDOT Capital Grant.</b> |                        |                           |
| <b>Performance Indicators:</b>   | <b>FY18<br/>Actual</b>  | <b>FY19<br/>Actual</b> | <b>FY20<br/>Projected</b> |
| Local Budget approval process and funding. Executed contracts with FTA and GDOT. | 100%  | 100%                   | 100%                      |

## Planning - FTA (5303)

**Program Description:**

Transit planning consists of these basic components: research, data analysis and planning, and maintenance of the transit grants. We accomplish research and forecasting according to Federal Transportation Administration (FTA) requirements using established guidelines. Statistical ridership populations, socioeconomic factors and employment patterns are the primary variables in data analysis.

This division is project oriented: annual reports, special studies, videos, transit information and related activities with a primary focus on mass transit. FTA provides federal dollars for planning at 80% of expenses. The GA DOT provides State dollars for planning at 10% of expenses. The City must apply for both.



|  |   |                        |                           |
|--|---|------------------------|---------------------------|
| <b>Goal:</b>   | <b>To maintain transit strategies that are pro environment.</b>   |                        |                           |
| <b>Objective:</b>  | <b>To update the short range and long range transit planning to reflect the changes in demographics, destinations and other issues affecting public transportation (i.e., security, environmental, congestion).</b> |                        |                           |
| <b>Performance Indicators:</b>   | <b>FY18<br/>Actual</b>  | <b>FY19<br/>Actual</b> | <b>FY20<br/>Projected</b> |
| Update the Unified Planning Work Program (UPWP), the Transportation Improvement Program (TIP), the congestion mitigation strategies, participation in environmental impact assessments, ridership demands, and demographic data. | <b>100%</b>   | <b>100%</b>            | <b>100%</b>               |

|  |  |                        |                           |
|--|--|------------------------|---------------------------|
| <b>Goal:</b>   | <b>To maintain coordinated transit activities and manage requirements of TSPLOST funding.</b>  |                        |                           |
| <b>Objective:</b>  | <b>Participate with the Metropolitan Planning Organization in transportation activities, review routes and survey customers for service viability.</b> |                        |                           |
| <b>Performance Indicators:</b>   | <b>FY18<br/>Actual</b>   | <b>FY19<br/>Actual</b> | <b>FY20<br/>Projected</b> |
| Participation in the transit, traffic and transportation agencies, MPO planning certification, 3C Planning Process, and environmental impacts, surveys, and driver information | <b>100%</b>  | <b>100%</b>            | <b>100%</b>               |

### **Other Maintenance & Repair**

**Program Description:**

The Facilities Maintenance Division is responsible for maintaining city facilities, including minor renovations. We established this cost center to account for maintenance and repair activities specific to Transportation Fund divisions.

### **Non-Categorical**

**Program Description:**

Department budget specific appropriations and expenditures pertaining solely to that department. However, certain expenditures are not applicable to a specific department and we have established the non-categorical section for recording these appropriations and expenditures.

## Interfund Transfers

### Program Description:

We allocate appropriations for Capital Improvement Projects here for record and accounting purposes. Additionally, this cost center accounts for operating transfers from the Transportation Fund to the Risk Management Fund providing workers' compensation benefits for METRA employees.

### Budget Notes:

#### 0751-2400 METRA Operations

One 35' Bus (Replacement) = \$430,000  
Rebuilt Engines (Replacement) = \$70,000  
Rebuilt Transmissions (Replacement) = \$50,000  
Fifty Bus Camera Systems (Replacement) = \$250,000  
One Farebox (New) = \$16,500  
One Announcement System (New) = \$28,000  
Five Parking Handhelds (Replacement) = \$45,000  
Two Hamilton Gate Units - 9th Street (Replacement) = \$85,000  
One Mid-Size (Fusion V6) Sedan (Replacement) = \$19,252  
15 Passenger Van (New) = \$31,198  
Genfare VIP (New) = \$10,100  
Transit Enhancement Equipment (Replacement) = \$66,000  
Bus Shelter Enhancements (Replacement) = \$20,000

#### 0751 TSPLOST Funded

35' Low Floor Diesel Bus (Replacement) = \$2,000,000  
Four Farebox (Replacement) = \$60,000  
Four Announcement System (Replacement) = \$100,000  
Four Digital Radios (Replacement) = \$20,000  
Four Bike Racks (Replacement) = \$4,000  
Four Security Cameras FR (Replacement) = \$28,000



# PARKING MANAGEMENT FUND

**The Parking Management Fund  
accounts for all expenses related to  
Columbus' Uptown Parking District,  
including enforcement and  
operation.**

[Return to Table of Contents](#)



## Parking Management

### **DEPARTMENT MISSION STATEMENT**

To provide a safe, reliable, dependable and cost effective transit service with a professional team of employees, dedicated to our customers needs and committed to excellence.

### **Expenditures By Division**

|                            | FY17<br>Actual   | FY18<br>Actual   | FY19<br>Actual* | FY20<br>Adopted |
|----------------------------|------------------|------------------|-----------------|-----------------|
| 6102800 Parking Management | \$272,904        | \$271,908        | -               | -               |
| <b>DEPARTMENT TOTAL</b>    | <b>\$272,904</b> | <b>\$271,908</b> | -               | -               |
| <b>% CHANGE</b>            |                  | <b>-0.36%</b>    | <b>-100.00%</b> | <b>N/A</b>      |

*\*Unaudited*

### **Expenditures By Category**

|                         | FY17<br>Actual   | FY18<br>Actual   | FY19<br>Actual* | FY20<br>Adopted |
|-------------------------|------------------|------------------|-----------------|-----------------|
| Personal Services       | \$160,502        | \$161,183        | -               | -               |
| Operations              | \$112,402        | \$110,725        | -               | -               |
| <b>OPERATING BUDGET</b> | <b>\$272,904</b> | <b>\$271,908</b> | -               | -               |
| Capital Budget          | -                | -                | -               | -               |
| <b>DEPARTMENT TOTAL</b> | <b>\$272,904</b> | <b>\$271,908</b> | -               | -               |
| <b>% CHANGE</b>         |                  | <b>-0.36%</b>    | <b>-100.00%</b> | <b>N/A</b>      |

*\*Unaudited*

**Positions by Division**

|  | <b>FY18<br/>Actual</b> | <b>FY19<br/>Actual</b> | <b>FY20<br/>Adopted</b> |
|--|------------------------|------------------------|-------------------------|
| <b>610-3000 Parking Management</b>         | <b>4/0</b>             | <b>0/0</b>             | <b>0/0</b>              |
| Parking Division Manager*                  | 1                      | 0                      | 0                       |
| Parking Enforcement Supervisor**           | 1                      | 0                      | 0                       |
| Parking Enforcement Officer**              | 2                      | 0                      | 0                       |
| <b>Total Full Time/Part Time Positions</b> | <b>4/0</b>             | <b>0/0</b>             | <b>0/0</b>              |

\*One (1) Parking Division Manager (G18) moved to General Fund in FY19

\*\*One (1) Parking Enforcement Supervisor (G14) and two (2) Parking Enforcement Officers -PT (G10) deleted in FY19

**Parking Management**

**Program Description:**

The division responsibility is to enforce the Parking Ordinances.

|   |   |                        |                         |
|---|---|------------------------|-------------------------|
| <b>Goal:</b>  | <b>To enforce ordinances regarding parking in the Uptown Management Area, Lakebottom, 9th Street and North Lake Business District.</b>                |                        |                         |
| <b>Objective:</b>   | <b>To monitor Uptown Enforcement Area, Lakebottom, 9th Street and North Lake Business District and issue citations when parking violations occur.</b> |                        |                         |
| <b>Performance Indicators:</b>  | <b>FY18<br/>Actual</b>  | <b>FY19<br/>Actual</b> | <b>FY20<br/>Adopted</b> |
| Increased revenue from issued tickets for violations and payments processed | 98%   | 0%                     | 0%                      |

|  |   |                        |                           |
|--|---|------------------------|---------------------------|
| <b>Goal:</b>                                       | <b>To collect revenue for outstanding unpaid citations written by Metra and other law enforcement agencies of the city.</b>   |                        |                           |
| <b>Objective:</b>                                  | <b>To ensure that repeat violators pay outstanding, unpaid citations, which includes notifying violator via certified mail, and depending upon the violator, could include immobilization and eventual towing of the vehicle.</b> |                        |                           |
| <b>Performance Indicators:</b>                     | <b>FY18<br/>Actual</b>  | <b>FY19<br/>Actual</b> | <b>FY20<br/>Projected</b> |
| Increased revenue for outstanding unpaid citations | 95%   | 0%                     | 0%                        |

|  |  |                        |                           |
|--|--|------------------------|---------------------------|
| <b>Goal:</b>   | <b>To manage and maintain the city owned parking garages and to reduce utilities cost for all parking structures.</b>  |                        |                           |
| <b>Objective:</b>  | <b>To lease parking spaces and permit daily public parking in a safe environment, which includes, but is not limited to; assigning spaces, accepting lease payments, and keeping garages free of hazardous materials and debris.</b> |                        |                           |
| <b>Performance Indicators:</b>                             | <b>FY18<br/>Actual</b>   | <b>FY19<br/>Actual</b> | <b>FY20<br/>Projected</b> |
| Percent increase of leased spaces and daily public parkers | 95%  | 0%                     | 0%                        |
| Percent increase of lower utility cost                     | 95%  | 0%                     | 0%                        |



# COLUMBUS IRONWORKS CONVENTION & TRADE CENTER FUND

**The Columbus Ironworks Convention  
& Trade Center Fund provides for the  
administration, operation and  
maintenance of the Trade Center.**

[Return to Table of Contents](#)



## Trade Center

### **DEPARTMENT MISSION STATEMENT**

To serve as an organization dedicated to excellence in its operation and service delivery, act as a catalyst for economic development and stability for Columbus, and serve as a positive force for community identity and city image.

### **Expenditures By Division**

|                              | FY17<br>Actual     | FY18<br>Actual     | FY19<br>Actual*    | FY20<br>Adopted    |
|------------------------------|--------------------|--------------------|--------------------|--------------------|
| 5902000 Contingency          | -                  | -                  | -                  | \$11,576           |
| 5903000 Non-Categorical      | \$66,061           | \$207,803          | \$147,653          | \$138,530          |
| 5904000 Inter-fund Transfers | -                  | -                  | -                  | -                  |
| 6201000 Administration       | \$574,832          | \$499,839          | \$459,618          | \$493,964          |
| 6202100 Sales                | \$224,098          | \$324,543          | \$356,931          | \$400,106          |
| 6202200 Operations           | \$542,280          | \$556,022          | \$488,178          | \$598,963          |
| 6202300 Maintenance          | \$1,303,282        | \$2,206,852        | \$1,178,039        | \$1,322,775        |
| 6202600 Bonded Debt          | \$134,194          | \$129,390          | \$135,429          | \$295,129          |
| <b>DEPARTMENT TOTAL</b>      | <b>\$2,844,747</b> | <b>\$3,924,449</b> | <b>\$2,765,848</b> | <b>\$3,261,043</b> |
| <b>% CHANGE</b>              |                    | <b>37.95%</b>      | <b>-29.52%</b>     | <b>17.90%</b>      |

\*Unaudited

### **Expenditures By Category**

|                         | FY17<br>Actual     | FY18<br>Actual     | FY19<br>Actual*    | FY20<br>Adopted    |
|-------------------------|--------------------|--------------------|--------------------|--------------------|
| Personal Services       | \$1,095,856        | \$1,265,641        | \$1,250,807        | \$1,434,506        |
| Operations              | \$1,291,762        | \$1,256,006        | \$1,017,116        | \$1,369,657        |
| <b>OPERATING BUDGET</b> | <b>\$2,387,618</b> | <b>\$2,521,647</b> | <b>\$2,267,922</b> | <b>\$2,804,163</b> |
| Capital Budget          | \$457,129          | \$1,402,802        | \$497,925          | \$456,880          |
| <b>DEPARTMENT TOTAL</b> | <b>\$2,844,747</b> | <b>\$3,924,449</b> | <b>\$2,765,848</b> | <b>\$3,261,043</b> |
| <b>% CHANGE</b>         |                    | <b>37.95%</b>      | <b>-29.52%</b>     | <b>17.90%</b>      |

\*Unaudited

**Positions by Division**

|  |              | <b>FY18<br/>Actual</b> | <b>FY19<br/>Actual</b> | <b>FY20<br/>Adopted</b> |
|--|--------------|------------------------|------------------------|-------------------------|
| <b>620-1000 Administration</b>             | <b>FT/PT</b> | <b>5/2</b>             | <b>5/2</b>             | <b>5/2</b>              |
| Accounting Technician                      |              | 1                      | 1                      | 1                       |
| Administrative Clerk I                     |              | 1                      | 1                      | 1                       |
| Event Attendants (PT)                      |              | 2                      | 2                      | 2                       |
| Executive Director- Trade Center           |              | 1                      | 1                      | 1                       |
| Finance Manager- Trade Center              |              | 1                      | 1                      | 1                       |
| Office Manager                             |              | 1                      | 1                      | 1                       |
| <b>620-2100 Sales</b>                      | <b>FT/PT</b> | <b>4/0</b>             | <b>5/0</b>             | <b>5/0</b>              |
| Assistant Director- Trade Center           |              | 1                      | 1                      | 1                       |
| Conference Facilitator*                    |              | 3                      | 4                      | 4                       |
| <b>620-2200 Operations</b>                 | <b>FT/PT</b> | <b>12/5</b>            | <b>12/5</b>            | <b>12/5</b>             |
| Administrative Secretary                   |              | 1                      | 1                      | 1                       |
| Event Attendant (FT)                       |              | 8                      | 8                      | 8                       |
| Event Attendant (PT)                       |              | 5                      | 5                      | 5                       |
| Event Attendant Crew Leader                |              | 2                      | 2                      | 2                       |
| Event Operations Manager**                 |              | 0                      | 0                      | 1                       |
| Event Operations Supervisor**              |              | 1                      | 1                      | 0                       |
| <b>620-2300 Maintenance</b>                | <b>FT/PT</b> | <b>5/1</b>             | <b>5/1</b>             | <b>4/1</b>              |
| Facilities Engineer                        |              | 1                      | 1                      | 1                       |
| Facilities Maintenance Worker I (PT)       |              | 1                      | 1                      | 1                       |
| Facilities Maintenance Worker I            |              | 3                      | 3                      | 3                       |
| <b>Total Full Time/Part Time Positions</b> |              | <b>25/8</b>            | <b>26/8</b>            | <b>26/8</b>             |

\* One (1) Conference Facilitator added in FY19.

\*\* One (1) Event Operations Supervisor (G15) reclassified to Event Operations Manager (G17) in FY20.



## Administration

**Program Description:**

Administration maintains accounts receivable, accounts payable, prepares yearly budget and monthly reports and prepares bids for purchases of equipment and services as needed.

|  |  |               |                  |
|--|--|---------------|------------------|
| <b>Goal:</b>                                 | <b>To increase economic impact of the City by promoting out-of-town convention business.</b> |               |                  |
| <b>Objective:</b>                            | <b>Attend convention centers conventions, trade shows and industry-related meetings.</b>     |               |                  |
| <b>Objective:</b>                            | <b>Increase number of out of town conventions booked by 10%.</b>                             |               |                  |
|  | <b>FY18</b>  | <b>FY19</b>   | <b>FY20</b>      |
| <b>Performance Indicators:</b>               | <b>Actual</b>  | <b>Actual</b> | <b>Projected</b> |
| Number of convention/trade shows attended.   | 2  | 0             | 2                |
| Number of out of town convention days booked | 120  | 125           | 130              |

|  |  |               |                  |
|--|--|---------------|------------------|
| <b>Goal:</b>                                   | <b>To reduce accrual of aged receivables by implementing methods to improve collection procedures.</b> |               |                  |
| <b>Objective:</b>                              | <b>To have no aged receivables in the 90 day and over category by the end of the fiscal year.</b>      |               |                  |
|  | <b>FY18</b>  | <b>FY19</b>   | <b>FY20</b>      |
| <b>Performance Indicators:</b>                 | <b>Actual</b>  | <b>Actual</b> | <b>Projected</b> |
| Dollar amount of aged receivables over 90 days | \$5,698  | \$0           | \$0              |

|                                       |   |               |                  |
|---------------------------------------|---|---------------|------------------|
| <b>Goal:</b>                          | <b>To ensure this facility is operated efficiently, its technology remains current and to provide the best experience for the customer.</b> |               |                  |
| <b>Objective:</b>                     | <b>Provide an exceptional customer experience with every event at the Trade Center by having 100% positive response customer surveys.</b>   |               |                  |
|                                       | <b>FY18</b>   | <b>FY19</b>   | <b>FY20</b>      |
| <b>Performance Indicators:</b>        | <b>Actual</b>   | <b>Actual</b> | <b>Projected</b> |
| Percent of positive completed surveys | 99%   | 99%           | 100%             |

## Sales

**Program Description:**

The Sales Division is responsible for talking with potential clients, scheduling events held in the facility, and following up on bookings by processing the necessary paperwork. They coordinate events such as room layout, equipment needed and special requests with staff members.

|              |   |
|--------------|---|
| <b>Goal:</b> | <b>To showcase what the Trade Center offers as a state of the art facility that can host a variety of venue sizes and leave a remarkable experience with every guest.</b> |
|--------------|---|

|                                |  |               |                  |
|--------------------------------|--|---------------|------------------|
| <b>Objective:</b>              | <b>Conduct follow-up communication with all sales leads to achieve increased number of event days booked annually.</b> |               |                  |
|                                | <b>FY18</b>  | <b>FY19</b>   | <b>FY20</b>      |
| <b>Performance Indicators:</b> | <b>Actual</b>  | <b>Actual</b> | <b>Projected</b> |
| Total event days booked        | 621  | 584           | 620              |

|                                |   |               |                  |
|--------------------------------|---|---------------|------------------|
| <b>Goal:</b>                   | <b>Showcase the Trade Center as a unique facility with a talented food service team that can serve a wide array of food at any type of event.</b> |               |                  |
| <b>Objective:</b>              | <b>To have clients to experience the variety of food.</b>   |               |                  |
|                                | <b>FY18</b>   | <b>FY19</b>   | <b>FY20</b>      |
| <b>Performance Indicators:</b> | <b>Actual</b>   | <b>Actual</b> | <b>Projected</b> |
| Number of meals served         | 131,122   | 178,320       | 189,019          |

|                                |  |               |                  |
|--------------------------------|--|---------------|------------------|
| <b>Goal:</b>                   | <b>Utilize the historic features of the Trade Center as a facility that can offer a wide variety of events and provides a remarkable experience for the guest.</b> |               |                  |
| <b>Objective:</b>              | <b>To increase the number of events annually to maximize usage of the facility and make a positive economic impact on Columbus.</b>                                |               |                  |
|                                | <b>FY18</b>  | <b>FY19</b>   | <b>FY20</b>      |
| <b>Performance Indicators:</b> | <b>Actual</b>  | <b>Actual</b> | <b>Projected</b> |
| Number of Events               | 538  | 532           | 569              |

## Operations

### Program Description:

The Service Operations Division services the exterior of the facility as related to landscaping and maintains the cleanliness of the interior of the facility. They set up and break down all meeting rooms and exhibit halls for each event. They are also responsible for maintaining the audio and visual equipment for each event.

|                                     |   |               |                  |
|-------------------------------------|---|---------------|------------------|
| <b>Goal:</b>                        | <b>Provide quality equipment and responsive knowledgeable staff to assist customers during their events.</b>                              |               |                  |
| <b>Objective:</b>                   | <b>To maintain 90% or higher customer satisfaction on survey category of event day that includes space and equipment set as expected.</b> |               |                  |
|                                     | <b>FY18</b>   | <b>FY19</b>   | <b>FY20</b>      |
| <b>Performance Indicators:</b>      | <b>Actual</b>   | <b>Actual</b> | <b>Projected</b> |
| Percentage of surveys 90% or higher | 87%   | 95%           | 98%              |

|              |   |  |  |
|--------------|---|--|--|
| <b>Goal:</b> | <b>To support the Columbus Uptown development vision of providing safe and visually appealing facilities.</b> |  |  |
|--------------|---|--|--|

|                                     |   |               |                  |
|-------------------------------------|---|---------------|------------------|
| <b>Objective:</b>                   | <b>To maintain 100% customer satisfaction with respect to cleanliness and attractiveness of facility.</b> |               |                  |
|                                     | <b>FY18</b>   | <b>FY19</b>   | <b>FY20</b>      |
| <b>Performance Indicators:</b>      | <b>Actual</b>   | <b>Actual</b> | <b>Projected</b> |
| Percentage of surveys 90% or higher | 91%   | 95%           | 98%              |

|                                   |  |               |                  |
|-----------------------------------|--|---------------|------------------|
| <b>Goal:</b>                      | <b>To continue to provide adequate training to Event Attendants in the area of work rules and safety.</b>      |               |                  |
| <b>Objective:</b>                 | <b>Conduct employee meetings with primary focus on providing information related to work rules and safety.</b> |               |                  |
|                                   | <b>FY18</b>  | <b>FY19</b>   | <b>FY20</b>      |
| <b>Performance Indicators:</b>    | <b>Actual</b>  | <b>Actual</b> | <b>Projected</b> |
| Number of quarterly training days | 3  | 4             | 4                |

## Maintenance

### Program Description:

The Building Maintenance Division oversees the operation and maintenance of all fixed assets (equipment).

|  |   |               |                  |
|--|---|---------------|------------------|
| <b>Goal:</b>                               | <b>Perform required duties of this department while employing proper rules and techniques to ensure safety to both the employees and the customers.</b> |               |                  |
| <b>Objective:</b>                          | <b>Implement a Facility Wide Safety Program to reduce guests and employee injuries.</b>   |               |                  |
|  | <b>FY18</b>   | <b>FY19</b>   | <b>FY20</b>      |
| <b>Performance Indicators:</b>             | <b>Actual</b>   | <b>Actual</b> | <b>Projected</b> |
| Number of quarterly employee training days | 2   | 4             | 4                |

|  |  |               |                  |
|--|--|---------------|------------------|
| <b>Goal:</b>                                     | <b>Conduct regularly scheduled preventative maintenance on all equipment to ensure no down-time due to equipment failures.</b>   |               |                  |
| <b>Objective:</b>                                | <b>Prepare a preventative maintenance schedule of all pertinent equipment and adhere to the timing of work to be performed according to the preventative maintenance software.</b> |               |                  |
|  | <b>FY18</b>  | <b>FY19</b>   | <b>FY20</b>      |
| <b>Performance Indicators:</b>                   | <b>Actual</b>  | <b>Actual</b> | <b>Projected</b> |
| Percentage of scheduled preventative maintenance | 50%  | 80%           | 90%              |

|                                |  |               |                  |
|--------------------------------|--|---------------|------------------|
| <b>Goal:</b>                   | <b>To maintain 100% customer satisfaction with respect to the upkeep of the facility and its environment.</b>            |               |                  |
| <b>Objective:</b>              | <b>To receive zero (0) negative written comments annually concerning the upkeep of the facility and its environment.</b> |               |                  |
|                                | <b>FY18</b>  | <b>FY19</b>   | <b>FY20</b>      |
| <b>Performance Indicators:</b> | <b>Actual</b>  | <b>Actual</b> | <b>Projected</b> |
| Number of negative comments    | 1  | 0             | 0                |

**Budget Notes:**

The following capital was approved in this budget:

**620-2200 Trade Center Operations**

Thirty 72" Round Table (New) = \$10,500  
Twenty 18" X 18' Table (New) = \$3,900  
Ten 18" X 6' Table (New) = \$1,750  
Three 72" Round Table Dollies (New) = \$1,275  
One 18" X 8' Classrom Table Dollie (New) = \$265  
One 18" X 6' Classrom Table Dollie (New) = \$265  
Five NEC Projectors (New) = \$2,875  
Four Projector Screen Kits (New) = \$4,300  
Two Lecterns (New) = \$1,700  
Six Mixers (New) = \$1,500  
Six 6' Platform Truck (New) = \$1,800  
Ten Cocktail 36" Diameter (New) = \$2,650  
Two Cocktail Dollies (New) = \$600

**620-2300 Trade Center Maintenance**

Meeting Room Signage (Replacement) = \$43,500  
Boilers with Labor (Replacement) = \$100,000  
Six Chill Water & Circulating Pumps (Replacement) = \$75,000  
Fountain Water System Conversion (Replacement) = \$75,000  
Renovate Elevators (Upgrade) = \$70,000  
Elevator Hydraulic System (Replacement) = \$60,000



# BULL CREEK GOLF COURSE FUND

**The Bull Creek Golf Course Fund  
provides for administration,  
operation and maintenance of Bull  
Creek Golf Course.**

[Return to Table of Contents](#)



## Bull Creek Golf Course

### DEPARTMENT MISSION STATEMENT

To provide the best possible product at an affordable price to the citizens of Columbus.

### Expenditures By Division

|                              | FY17<br>Actual     | FY18<br>Actual     | FY19<br>Actual*    | FY20<br>Adopted    |
|------------------------------|--------------------|--------------------|--------------------|--------------------|
| 5902000 Contingency          | -                  | -                  | -                  | \$5,921            |
| 5903000 Non-Categorical      | (\$32,614)         | \$93,433           | \$54,131           | \$53,595           |
| 5904000 Inter-Fund Transfers | -                  | -                  | -                  | -                  |
| 6302100 Maintenance          | \$669,808          | \$735,972          | \$748,910          | \$670,568          |
| 6302200 Operations           | \$523,014          | \$492,494          | \$366,980          | \$476,916          |
| 6302400 Debt Service         | -                  | -                  | -                  | -                  |
| <b>DEPARTMENT TOTAL</b>      | <b>\$1,160,208</b> | <b>\$1,321,899</b> | <b>\$1,170,021</b> | <b>\$1,207,000</b> |
| <b>% CHANGE</b>              |                    | <b>13.94%</b>      | <b>-11.49%</b>     | <b>3.16%</b>       |

*\*Unaudited*

### Expenditures By Category

|                         | FY17<br>Actual     | FY18<br>Actual     | FY19<br>Actual*    | FY20<br>Adopted    |
|-------------------------|--------------------|--------------------|--------------------|--------------------|
| Personal Services       | \$535,696          | \$658,771          | \$523,972          | \$642,313          |
| Operations              | \$624,512          | \$663,128          | \$624,296          | \$564,687          |
| <b>OPERATING BUDGET</b> | <b>\$1,160,208</b> | <b>\$1,321,899</b> | <b>\$1,148,268</b> | <b>\$1,207,000</b> |
| Capital Budget          | -                  | -                  | \$21,754           | -                  |
| <b>DEPARTMENT TOTAL</b> | <b>\$1,160,208</b> | <b>\$1,321,899</b> | <b>\$1,170,021</b> | <b>\$1,207,000</b> |
| <b>% CHANGE</b>         |                    | <b>13.94%</b>      | <b>-11.49%</b>     | <b>3.16%</b>       |

*\*Unaudited*

**Positions by Division**

|  |              | <b>FY18<br/>Actual</b> | <b>FY19<br/>Actual</b> | <b>FY20<br/>Adopted</b> |
|--|--------------|------------------------|------------------------|-------------------------|
| <b>630-2100 Maintenance</b>                | <b>FT/PT</b> | <b>7/1</b>             | <b>7/1</b>             | <b>7/1</b>              |
| Superintendent                             |              | 1                      | 1                      | 1                       |
| Assistant Superintendent                   |              | 1                      | 1                      | 1                       |
| Prison Labor Foreman                       |              | 2                      | 2                      | 2                       |
| Irrigation Technician                      |              | 1                      | 1                      | 1                       |
| Mechanic                                   |              | 1                      | 1                      | 1                       |
| Laborer                                    |              | 1                      | 1                      | 1                       |
| Laborer (PT)                               |              | 1                      | 1                      | 1                       |
| <b>630-2200 Operations</b>                 | <b>FT/PT</b> | <b>3/9</b>             | <b>3/9</b>             | <b>3/9</b>              |
| Golf Professional*                         |              | 1                      | 1                      | 1                       |
| Assistant Golf Professional                |              | 1                      | 1                      | 1                       |
| Snackbar Clerk                             |              | 1                      | 1                      | 1                       |
| Laborer (PT)                               |              | 1                      | 1                      | 1                       |
| Shop Clerk (PT)                            |              | 4                      | 4                      | 4                       |
| Snackbar Clerk (PT)                        |              | 4                      | 4                      | 4                       |
| <b>Total Full Time/Part Time Positions</b> |              | <b>10/10</b>           | <b>10/10</b>           | <b>10/10</b>            |

*\*Golf Professional unfunded for FY19.*

## **Bull Creek Golf Course Maintenance**

### **Program Description:**

The overall goal of the maintenance section is to maintain Bull Creek Golf Course as one of the top 25 golf courses in the United States. The maintenance staff is responsible for Golf Course turf grass maintenance such as fertilizer and chemical application, irrigation installation and repair, tree management, cart path repair and the daily task of grooming 36 holes.

## **Bull Creek Golf Course Operations**

### **Program Description:**

The operations section strives to provide an efficient operation to the public. They create an atmosphere of service and maintain a price range suitable to attract all public golf players in the area. The activities consist of numerous golf tournaments for couples, juniors, individuals and teams, as well as company outings designed to benefit the company, their customers and employees.

## **Contingency**

### **Program Description:**

The Contingency Fund is an amount established in each annual budget to finance unusual items, which cannot be anticipated in the budget preparation. As these items occur during the year, transferring the required funds to the appropriate account reduces the contingency.

## **Non-Categorical**

### **Program Description:**

Appropriations and expenditures that pertain solely to a specific department are budgeted by that department. However, there are certain expenditures that are not applicable to a specific department and the non-categorical section has been established for recording these appropriations and expenditures.





# OXBOW CREEK GOLF COURSE FUND

**The Oxbow Creek Golf Course Fund  
provides for administration,  
operation and maintenance of Oxbow  
Creek Golf Course.**

[Return to Table of Contents](#)



## Oxbow Creek Golf Course

### DEPARTMENT MISSION STATEMENT

To provide the best possible product at an affordable price to the citizens of Columbus, Georgia.

### Expenditures By Division

|                              | FY17<br>Actual   | FY18<br>Actual   | FY19<br>Actual*  | FY20<br>Adopted  |
|------------------------------|------------------|------------------|------------------|------------------|
| 5902000 Contingency          | -                | -                | -                | \$2,146          |
| 5903000 Non-Categorical      | (\$48,989)       | \$58,480         | \$21,386         | \$23,012         |
| 5904000 Inter-fund Transfers | -                | -                | -                | -                |
| 6402100 Pro Shop             | \$184,447        | \$158,097        | \$139,955        | \$194,739        |
| 6402200 Maintenance          | \$185,956        | \$192,782        | \$193,544        | \$161,103        |
| 6402300 Debt Service         | \$5,708          | \$3,108          | -                | -                |
| <b>DEPARTMENT TOTAL</b>      | <b>\$327,122</b> | <b>\$412,467</b> | <b>\$354,885</b> | <b>\$381,000</b> |
| <b>% CHANGE</b>              |                  | <b>26.09%</b>    | <b>-13.96%</b>   | <b>7.36%</b>     |

*\*Unaudited*

### Expenditures By Category

|                         | FY17<br>Actual   | FY18<br>Actual   | FY19<br>Actual*  | FY20<br>Adopted  |
|-------------------------|------------------|------------------|------------------|------------------|
| Personal Services       | \$149,691        | \$252,955        | \$196,569        | \$228,486        |
| Operations              | \$177,431        | \$159,512        | \$158,316        | \$152,514        |
| <b>OPERATING BUDGET</b> | <b>\$327,122</b> | <b>\$412,467</b> | <b>\$354,885</b> | <b>\$381,000</b> |
| Capital Budget          | -                | -                | -                | -                |
| <b>DEPARTMENT TOTAL</b> | <b>\$327,122</b> | <b>\$412,467</b> | <b>\$354,885</b> | <b>\$381,000</b> |
| <b>% CHANGE</b>         |                  | <b>26.09%</b>    | <b>-13.96%</b>   | <b>7.36%</b>     |

*\*Unaudited*

### Positions by Division

|  |              | FY18<br>Actual | FY19<br>Actual | FY20<br>Adopted |
|--|--------------|----------------|----------------|-----------------|
| <b>630-2100 Pro Shop</b>                   | <b>FT/PT</b> | <b>3/4</b>     | <b>3/4</b>     | <b>3/4</b>      |
| Assistant Manager                          |              | 1              | 1              | 1               |
| Bookkeeper                                 |              | 1              | 1              | 1               |
| Cart Attendant (PT)                        |              | 2              | 2              | 2               |
| Manager- Golf Pro Shops                    |              | 1              | 1              | 1               |
| Shop Clerk (PT)                            |              | 1              | 1              | 1               |
| Snackbar Clerk (PT)                        |              | 1              | 1              | 1               |
| <b>630-2200 Maintenance</b>                | <b>FT/PT</b> | <b>2/0</b>     | <b>2/0</b>     | <b>2/0</b>      |
| Prison Labor Foreman                       |              | 1              | 1              | 1               |
| Superintendent                             |              | 1              | 1              | 1               |
| <b>Total Full Time/Part Time Positions</b> |              | <b>5/4</b>     | <b>5/4</b>     | <b>5/4</b>      |

### Pro Shop

**Program Description:**

The operations section strives to provide an efficient operation to the public. They create an atmosphere of service and maintain a price range suitable to attract all public golf players in the area. The activities consist of numerous golf tournaments for couples, juniors, individuals and teams, as well as company outings designed to benefit the company, their customers and employees.

### Maintenance

**Program Description:**

The overall goal of the maintenance section is to maintain Oxbow Creek Golf Course. The maintenance staff is responsible for Golf Course turf grass maintenance such as fertilizer and chemical application, irrigation installation and repair, tree management, cart path repair and the daily task of grooming 9 holes.

### Non-Categorical

**Program Description:**

Appropriations and expenditures, which pertain solely to a specific department, are budgeted by that department. However, there are certain expenditures that are not applicable to a specific department and the non-categorical section has been established for recording these appropriations and expenditures.

### Debt Service

**Program Description:**

The debt service cost center accounts for the repayment of loans made by Oxbow Creek Golf Course.



## CIVIC CENTER FUND

**The Civic Center Fund accounts for the operation of the multi-functional recreational facility.**

[Return to Table of Contents](#)



## Civic Center

### DEPARTMENT MISSION STATEMENT

To provide events with quality professional services, while progressively managing clean, safe, well maintained and self-supporting facilities.

### Expenditures By Division

|                               | FY17<br>Actual     | FY18<br>Actual     | FY19<br>Actual*    | FY20<br>Adopted    |
|-------------------------------|--------------------|--------------------|--------------------|--------------------|
| 1601000 Operations            | \$2,000,932        | \$1,898,514        | \$1,776,897        | \$2,118,188        |
| 1602100 Hockey                | \$340,272          | \$354,916          | \$10,080           | \$324,650          |
| 1602200 AF2 Football          | \$111,254          | \$67,666           | \$87,639           | \$77,795           |
| 1602500 Other Events          | \$4,289,340        | \$3,813,706        | \$3,333,471        | \$3,047,450        |
| 1602600 Temp Labor Pool       | -                  | -                  | -                  | -                  |
| 1602700 Ice Rink - Operations | \$135,100          | \$150,655          | \$180,587          | \$164,388          |
| 1602750 Ice Rink - Events     | \$91,769           | \$69,678           | \$150,923          | \$108,000          |
| 1602800 Concessions/Catering  | \$183,360          | \$226,277          | \$212,051          | \$169,226          |
| 2603710 Maint & Repairs       | \$88,592           | \$127,688          | \$140,654          | \$125,000          |
| 5902000 Contingency           | -                  | -                  | -                  | \$9,243            |
| 5903000 Non-Categorical       | \$41,492           | \$236,481          | \$180,792          | \$195,710          |
| 5904000 Inter-fund Transfers  | -                  | -                  | -                  | -                  |
| <b>DEPARTMENT TOTAL</b>       | <b>\$7,282,111</b> | <b>\$6,945,581</b> | <b>\$6,073,093</b> | <b>\$6,339,650</b> |
| <b>% CHANGE</b>               |                    | <b>-4.62%</b>      | <b>-12.56%</b>     | <b>4.39%</b>       |

\*Unaudited

### Expenditures By Category

|                         | FY17<br>Actual     | FY18<br>Actual     | FY19<br>Actual*    | FY20<br>Adopted    |
|-------------------------|--------------------|--------------------|--------------------|--------------------|
| Personal Services       | \$1,624,456        | \$1,839,836        | \$1,648,125        | \$1,790,236        |
| Operations              | \$5,587,942        | \$5,091,926        | \$4,391,744        | \$4,416,969        |
| <b>OPERATING BUDGET</b> | <b>\$7,212,398</b> | <b>\$6,931,762</b> | <b>\$6,039,869</b> | <b>\$6,207,205</b> |
| Capital Budget          | \$69,713           | \$13,819           | \$33,224           | \$132,445          |
| <b>DEPARTMENT TOTAL</b> | <b>\$7,282,111</b> | <b>\$6,945,581</b> | <b>\$6,073,093</b> | <b>\$6,339,650</b> |
| <b>% CHANGE</b>         |                    | <b>-4.62%</b>      | <b>-12.56%</b>     | <b>4.39%</b>       |

\*Unaudited

**Positions by Division**

|                                      |              | <b>FY18<br/>Actual</b> | <b>FY19<br/>Actual</b> | <b>FY20<br/>Adopted</b> |
|--------------------------------------|--------------|------------------------|------------------------|-------------------------|
| <b>160-1000 Operations</b>           | <b>FT/PT</b> | <b>20/0</b>            | <b>20/0</b>            | <b>19/0</b>             |
| Accounting Technician                |              | 1                      | 1                      | 1                       |
| Administrative Clerk I               |              | 1                      | 1                      | 1                       |
| Arena Technician I**                 |              | 4                      | 4                      | 3                       |
| Arena Technician II                  |              | 2                      | 2                      | 2                       |
| Box Office Coordinator               |              | 1                      | 1                      | 1                       |
| Box Office Representative            |              | 1                      | 1                      | 1                       |
| Civic Center Director                |              | 1                      | 1                      | 1                       |
| Civic Center Finance Manager         |              | 1                      | 1                      | 1                       |
| Correctional Detail Officer          |              | 1                      | 1                      | 1                       |
| Events Coordinator                   |              | 1                      | 1                      | 1                       |
| Events Services Manager*             |              | 1                      | 1                      | 1                       |
| Facilities Maintenance Supervisor    |              | 1                      | 1                      | 1                       |
| Facilities Maintenance Worker I      |              | 1                      | 1                      | 1                       |
| Marketing Manager                    |              | 1                      | 1                      | 1                       |
| Operations Manager                   |              | 1                      | 1                      | 1                       |
| Ticketing Operations Manager         |              | 1                      | 1                      | 1                       |
| <b>160-2700 Ice Rink</b>             | <b>FT/PT</b> | <b>2/0</b>             | <b>2/0</b>             | <b>2/0</b>              |
| Administrative Secretary             |              | 1                      | 1                      | 1                       |
| Arena Technician I                   |              | 1                      | 1                      | 1                       |
| <b>160-2800 Concessions/Catering</b> | <b>FT/PT</b> | <b>1/0</b>             | <b>1/0</b>             | <b>1/0</b>              |
| Food and Beverage Coordinator        |              | 1                      | 1                      | 1                       |
| <b>TOTAL</b>                         |              | <b>23/0</b>            | <b>23/0</b>            | <b>22/0</b>             |

\*One (1) Event Services Manager (G17) reclassified to (G20) (Grade Only) in FY20.

\*\* One (1) Arena Technician (G9) deleted in FY20.

## Operations

### Program Description:

The Columbus Civic Center is multi-purpose public assembly facility with 10,000 arena seats, 23,000 square feet of flat floor space and 5,000 square feet of hospitality suites. The Civic Center is the premiere venue in a large sports complex known as the “The South Commons Sports and Entertainment Complex.” In addition to hosting a variety of special events, family shows, and concerts, the Civic Center is home to two professional sports franchises: a hockey team and an arena football team.

|                                |   |                        |                           |
|--------------------------------|---|------------------------|---------------------------|
| <b>Goal:</b>                   | <b>Develop annualized events to support the programming of the Civic Center.</b>  |                        |                           |
| <b>Objective:</b>              | <b>Increase the number of annual events such as Christmas parties, summer programs, etc. to help fill the slower periods in the calendar.</b> |                        |                           |
| <b>Performance Indicators:</b> | <b>FY18<br/>Actual</b>  | <b>FY19<br/>Actual</b> | <b>FY20<br/>Projected</b> |
| Number of annual events        | 0   | 7                      | 2                         |

|  |  |                        |                           |
|--|--|------------------------|---------------------------|
| <b>Goal:</b>                           | <b>Increase ancillary revenues.</b>  |                        |                           |
| <b>Objective:</b>                      | <b>Increase sponsorships and event related revenues.</b>   |                        |                           |
| <b>Objective:</b>                      | <b>Increase ticket, food and beverage sales from increased event bookings. Recognize total increase of 15% from previous year.</b> |                        |                           |
| <b>Performance Indicators:</b>         | <b>FY18<br/>Actual</b>   | <b>FY19<br/>Actual</b> | <b>FY20<br/>Projected</b> |
| Percentage of increase in sponsorships | 0%   | 0%                     | 5%                        |
| Percentage increase in sales           | 5%   | 5%                     | 5%                        |

|   |   |                        |                           |
|---|---|------------------------|---------------------------|
| <b>Goal:</b>                                  | <b>To support the Civic Center with an increase in revenue through concessions at events and sponsorships from vendored services.</b> |                        |                           |
| <b>Objective:</b>                             | <b>Increase revenues per person at all events in food and beverage purchases, and alcohol and soda contracts.</b>                     |                        |                           |
| <b>Performance Indicators:</b>                | <b>FY18<br/>Actual</b>  | <b>FY19<br/>Actual</b> | <b>FY20<br/>Projected</b> |
| Percentage of increase in concessions         | 5%  | 10%                    | 10%                       |
| Percentage of increase in vendor sponsorships | 0%  | 10%                    | 10%                       |

|                                |  |                        |                           |
|--------------------------------|--|------------------------|---------------------------|
| <b>Goal:</b>                   | <b>To continue to increase staff training.</b>   |                        |                           |
| <b>Objective:</b>              | <b>Employees earn NARCE (ice maintenance/building) certification. Send minimum of one (1) employee for training until all full time staff have been certified.</b> |                        |                           |
| <b>Performance Indicators:</b> | <b>FY18<br/>Actual</b>   | <b>FY19<br/>Actual</b> | <b>FY20<br/>Projected</b> |
| Number of employees certified. | 1  | 2                      | 2                         |

|                                |  |               |                  |
|--------------------------------|--|---------------|------------------|
| <b>Goal:</b>                   | <b>To continue energy conservation initiatives.</b>                      |               |                  |
| <b>Objective:</b>              | <b>Complete LED light conversion and increase energy savings by 20%.</b> |               |                  |
|                                | <b>FY18</b>  | <b>FY19</b>   | <b>FY20</b>      |
| <b>Performance Indicators:</b> | <b>Actual</b>  | <b>Actual</b> | <b>Projected</b> |
| Percentage of energy savings   | <b>10%</b>   | <b>10%</b>    | <b>10%</b>       |

## Football

### Program Description:

Professional football has returned to Columbus with the Columbus Lions. The Southern Indoor Football League (SIFL) began its season in 2006. Over the course of the season, the SIFL plays 8 home games at the Civic Center.

## Ice Rink

### Program Description:

The Columbus Ice Rink is a multipurpose public assembly facility with 38,122 square feet including a single NHL regulation-sized ice surface, measuring 200' x 85' with a comfortable seating capacity of 713 guests. The facility is capable of handling ice events as well as social events. The capacity for social events when the ice floor is covered, is 1,440. The facility features a state-of-the-art Bose Sound System, private VIP area overlooking the rink, a spacious lobby, Pro Shop, and Snack Bar.

|                                    |  |               |                  |
|------------------------------------|--|---------------|------------------|
| <b>Goal:</b>                       | <b>Increase revenue during the months of June, July, and August each year.</b>                                     |               |                  |
| <b>Objective:</b>                  | <b>Utilize facility to increase revenues from non-traditional rentals by removing the ice during these months.</b> |               |                  |
|                                    | <b>FY18</b>  | <b>FY19</b>   | <b>FY20</b>      |
| <b>Performance Indicators:</b>     | <b>Actual</b>  | <b>Actual</b> | <b>Projected</b> |
| Percentage of increase in revenues | <b>0%</b>  | <b>0%</b>     | <b>5%</b>        |

|  |  |               |                  |
|--|--|---------------|------------------|
| <b>Goal:</b>                                       | <b>Increase private ice rentals for groups.</b>        |               |                  |
| <b>Objective:</b>                                  | <b>Increase revenue at the Ice Rink by 10% to 20%.</b> |               |                  |
|  | <b>FY18</b>  | <b>FY19</b>   | <b>FY20</b>      |
| <b>Performance Indicators:</b>                     | <b>Actual</b>  | <b>Actual</b> | <b>Projected</b> |
| Percentage of increase in revenues over prior year | <b>10%</b>   | <b>10%</b>    | <b>10%</b>       |

|  |  |               |                  |
|--|--|---------------|------------------|
| <b>Goal:</b>                                 | <b>Increase public skating numbers.</b>  |               |                  |
| <b>Objective:</b>                            | <b>Advertise and attract more patrons for public skating to increase 10% to 20% growth in patrons over prior year.</b> |               |                  |
|  | <b>FY18</b>  | <b>FY19</b>   | <b>FY20</b>      |
| <b>Performance Indicators:</b>               | <b>Actual</b>  | <b>Actual</b> | <b>Projected</b> |
| Percentage growth in patrons over prior year | <b>10%</b>   | <b>10%</b>    | <b>10%</b>       |



## Other Events

### Program Description:

The Civic Center is focused on providing space for approximately 250 event days throughout the year. The Civic Center works to bring various events such as concerts, ice shows, fairs, and variety of other attractions to Columbus while also providing additional conference space to the area.

## Other Maintenance & Repairs

### Program Description:

The Facilities Maintenance Division is responsible for maintaining city facilities, including minor renovations. This cost center is established to account for maintenance and repair activities specific to the Paving Fund divisions.

## Non-Categorical

### Program Description:

Appropriations and expenditures that pertain solely to a specific department are budgeted by that department. However, certain expenditures are not applicable to a specific department and we have established the non-categorical section for recording these appropriations and expenditures. This cost center factors a cost allocation charge that reimburses the General Fund for administrative services provided in the previous year.

### Budget Note:

#### 160-1000 Civic Center Operations

Sprinkler System Corrections (Replacement) - \$6,914

Portal Drapes (Replacement) - \$114,744

Floor Scrubber (New) - \$10,787



# EMPLOYEE HEALTH CARE FUND

**The Employee Health Care Fund  
accounts for the self-funded  
employee health care program.**

[Return to Table of Contents](#)

## EMPLOYEE HEALTH INSURANCE FUND

### Expenditures By Division

|                         |                         | FY17<br>Actual      | FY18<br>Actual      | FY19<br>Actual*     | FY20<br>Adopted     |
|-------------------------|-------------------------|---------------------|---------------------|---------------------|---------------------|
| 2203310                 | Health Insurance Claims | \$17,023,166        | \$18,156,765        | \$15,629,821        | \$20,119,887        |
| 2203320                 | Health Insurance Fees   | \$1,413,750         | \$1,317,377         | \$1,297,626         | \$1,493,000         |
| 2203330                 | Health Wellness Center  | \$1,715,507         | \$2,228,497         | \$2,267,987         | \$2,300,000         |
| <b>DEPARTMENT TOTAL</b> |                         | <b>\$20,152,423</b> | <b>\$21,702,639</b> | <b>\$19,195,434</b> | <b>\$23,912,887</b> |
| <b>% CHANGE</b>         |                         |                     | <b>7.69%</b>        | <b>-11.55%</b>      | <b>24.58%</b>       |

*\*Unaudited*

### Expenditures By Category

|                         |  | FY17<br>Actual      | FY18<br>Actual      | FY19<br>Actual*     | FY20<br>Adopted     |
|-------------------------|--|---------------------|---------------------|---------------------|---------------------|
| Personal Services       |  | -                   | -                   | -                   | -                   |
| Operations              |  | \$20,152,423        | \$21,702,639        | \$19,195,434        | \$23,912,887        |
| <b>OPERATING BUDGET</b> |  | <b>\$20,152,423</b> | <b>\$21,702,639</b> | <b>\$19,195,434</b> | <b>\$23,912,887</b> |
| Capital Budget          |  | -                   | -                   | -                   | -                   |
| <b>DIVISION TOTAL</b>   |  | <b>\$20,152,423</b> | <b>\$21,702,639</b> | <b>\$19,195,434</b> | <b>\$23,912,887</b> |
| <b>% CHANGE</b>         |  |                     | <b>7.69%</b>        | <b>-11.55%</b>      | <b>24.58%</b>       |

*\*Unaudited*

## Health Insurance Claims

**Program Description:**

The Employee Health & Life Insurance Fund is established to account for the self-funded employee health care program and employee life insurance program.



# RISK MANAGEMENT FUND

**The Risk Management Fund accounts for vehicle accidents and workers' compensation claim management and related costs.**

[Return to Table of Contents](#)

## Risk Management Fund

**Program Description:**

The Risk Management Fund is established for the purposes of providing self-insurance funding for vehicle claims and worker's compensation management.

**Expenditures By Division**

|   | FY17<br>Actual     | FY18<br>Actual     | FY19<br>Actual*    | FY20<br>Adopted    |
|---|--------------------|--------------------|--------------------|--------------------|
| 2203820 Workers Compensation                  | \$2,426,619        | \$3,047,447        | \$2,902,073        | \$3,298,597        |
| 2203830 Risk Management<br>Income / Insurance | \$1,087,547        | \$752,702          | \$1,181,401        | \$1,052,621        |
| 2203840 Coverage                              | -                  | 73,848             | -                  | \$73,848           |
| 5902000 Contingency                           | -                  | -                  | -                  | 251,618            |
| <b>DEPARTMENT TOTAL</b>                       | <b>\$3,514,166</b> | <b>\$3,873,997</b> | <b>\$4,083,474</b> | <b>\$4,676,684</b> |
| <b>% CHANGE</b>                               |                    | <b>10.24%</b>      | <b>5.41%</b>       | <b>14.53%</b>      |

*\*Unaudited*

**Expenditures By Category**

|                         | FY17<br>Actual     | FY18<br>Actual     | FY19<br>Actual*    | FY20<br>Adopted    |
|-------------------------|--------------------|--------------------|--------------------|--------------------|
| Personal Services       | \$1,545,772        | \$2,077,692        | \$1,822,509        | \$2,193,690        |
| Operations              | \$1,968,394        | \$1,796,305        | \$2,260,964        | \$2,482,994        |
| <b>OPERATING BUDGET</b> | <b>\$3,514,166</b> | <b>\$3,873,997</b> | <b>\$4,083,474</b> | <b>\$4,676,684</b> |
| Capital Budget          | -                  | -                  | -                  | -                  |
| <b>DIVISION TOTAL</b>   | <b>\$3,514,166</b> | <b>\$3,873,997</b> | <b>\$4,083,474</b> | <b>\$4,676,684</b> |
| <b>% CHANGE</b>         |                    | <b>10.24%</b>      | <b>5.41%</b>       | <b>14.53%</b>      |

*\* Unaudited*

### Positions by Division

|  | FY18<br>Actual | FY19<br>Actual | FY20<br>Adopted |
|--|----------------|----------------|-----------------|
| <b>220-3820 Workers Compensation FT/PT</b> | <b>1/0</b>     | <b>1/0</b>     | <b>1/0</b>      |
| Risk Manager                               | 1              | 1              | 1               |
| <b>220-3830 Risk Management FT/PT</b>      | <b>1/6</b>     | <b>2/6</b>     | <b>2/6</b>      |
| Administrative Services Coordinator        | 1              | 1              | 1               |
| Risk Coordinator (PT)                      | 6              | 6              | 6               |
| Risk Management Analyst*                   | 0              | 1              | 1               |
| <b>Total Full Time/Part Time Positions</b> | <b>2/6</b>     | <b>3/6</b>     | <b>3/6</b>      |

*\*One (1) Risk Management Analyst (G19) added in FY18*

## Workers Compensation

### Program Description:

The Risk Management Fund is established for the purpose of providing self-insurance funding for vehicle claims and worker's compensation management. This division identifies and measures all exposures to loss, development of risk management policy, negotiates insurance, adjust claims, maintains records, provides statistical analysis of data, and oversees critical loss control activities.

## Risk Management

### Program Description:

This division identifies and measures all exposures to loss, development of risk management policy, negotiates insurance, adjust claims, maintains records, provides statistical analysis of data, and oversees critical loss control activities.

## Contingency

### Program Description:

The Contingency Fund is an amount established in each annual budget to finance unusual items, which cannot be anticipated in the budget preparation. As these items occur during the year, transferring the required funds to the appropriate account reduces the contingency.



## INCLUDED IN THIS SECTION:

- Glossary
- Acronyms
- Capital Outlay
- Position Classification by Department
- CCG/UGA Pay Plan Charts

# **GLOSSARY**

**SEE ALSO: ACRONYMS**

The Annual Operating Budget contains specialized and technical terminology that is unique to public finance and budgeting as well as unique to the Columbus Georgia area. The following glossary has been included in this document to assist the reader in understanding these terms.

**ACCOUNT NUMBER:** A line item code defining an appropriation.

**ACCRUAL ACCOUNTING:** A basis of accounting in which revenues are recognized in the accounting period in which they are earned, and expenses are recognized in the period in which they are incurred.

**ADOPTED BUDGET:** The operating budget plan, which is presented to City Council by the Mayor and approved by City Council.

**APPRAISED VALUE:** The estimate of fair market value assigned to property by an appraiser or tax assessor. For tax assessment purposes, such value is stated as of the last countrywide reappraisal date.

**APPROPRIATION:** Authorization given by Council to make expenditures or incur obligations for approved work programs with specific limitations.

**ASSESSED VALUATION:** A valuation set upon real estate or other property by a government as a basis for levying taxes. Taxable valuation is calculated from an assessed valuation.

**BALANCED BUDGET:** A budget is considered "balanced" when Total Revenues equal Total Expenditures within each fund and for all funds in aggregate. Fund balance (reserves) may be used as a Revenue Source to balance the fund so that Revenues equal Expenditures.

**BASE BUDGET:** The minimum amount of funding necessary to continue the current level of service including inflation and equipment replacement schedules.

**BENCHMARK POSITION:** Positions to be used as points of reference; here, when measuring our employees' pay with pay levels in our labor market.

**BOND:** A long-term obligation or promise to pay. It is a promise to repay a specified amount of money (the face amount of the bond) on a particular date (the maturity date). Bonds are primarily used to finance capital projects.

**BOND DEFEASANCE OR BOND REFINANCING:** The payoff and re-issuance of bonds to obtain better interest rates and/or bond conditions.

**BUDGET:** A plan of financial operation embodying an estimate of proposed expenditures for a given period and the proposed means of financing. The term "budget" is used in two senses in practice. The budget, once adopted, is the legal authorization to expend City funds during the fiscal year. The budget may be amended during the fiscal year by the governing body and/or management in accordance with procedures specified by law and/or administrative rules and regulations.

**BUDGET ADJUSTMENT:** A legal procedure utilized by the budget staff to revise a budget appropriation. The Budget Officer has the authority to adjust expenditures within or between departmental budgets according to budget policy. No increase in the total budget can occur without approval of Council.

**BUDGET CONTROL:** The control or management of a governmental unit or enterprise in accordance and within the limitations of available appropriations and available revenues.

**BUDGET MESSAGE:** A general discussion of the proposed budget as presented in writing to the legislative body.



# **GLOSSARY**

**SEE ALSO: ACRONYMS**

**CCG:** The acronym for Columbus Consolidated Government.

**CAPITAL IMPROVEMENTS:** Building, infrastructure, and other attachments or annexations to land and facilities which are intended to remain so attached or annexed.

**CAPITAL IMPROVEMENTS PROGRAM (CIP):** A plan for capital expenditures to be incurred each year over a fixed period of years to meet capital needs arising from the long-term work program or otherwise. It sets forth each project or other contemplated expenditure in which the government is to have a part and specifies the full resources estimated to be available to finance the projected expenditures.

**CAPITAL OUTLAY:** Capital items are defined as tangible items such as tools, desks, machinery, and vehicles costing more than \$500 each and having a useful life of more than one year.

**COMMUNITY DEVELOPMENT BLOCK GRANT (CDBG):** A federal domestic assistance grant to develop viable urban communities by providing decent housing and a suitable living environment as well as expanding economic opportunities for persons of low and moderate income.

**CODE:** A group of numbers that may identify a fund, department/division, line item or project.

**CONSOLIDATED GOVERNMENT:** A county and city whose governments are combined into a single entity.

**CONSUMER PRICE INDEX (CPI):** An index of items used to measure the change in prices over time.

**CONTINGENCY:** A budgetary reserve set aside for emergencies or expenditures not otherwise budgeted.

**COST ALLOCATION:** Method designed to recover indirect costs from non-general fund activities for the administration of specific General Fund services provided to those activities.

**DEBT SERVICE:** Payment of interest and repayment of principal on city debt.

**DEPARTMENT:** A major administrative organizational unit of the City that indicates overall management responsibility for one or more divisions.

**DEPRECIATION:** (1) Expiration in the service life of fixed assets, other than wasting assets attributable to wear and tear, deterioration, action of the physical elements, inadequacy and obsolescence. (2) The portion of the cost of a fixed asset other than a wasting asset that is charged as an expense during a particular period. In accounting for depreciation, the cost of a fixed asset, less any salvage value, is prorated over the estimated service life of such an asset, and each period is charged with a portion of such cost. Through this process, the entire cost of the asset is ultimately charged off as an expense.

**DIVISION:** A major administrative organizational unit of the City that indicates overall management responsibility for one or more activities.

**D.O.T. –** Department of Transportation.

**ELECTED OFFICIAL:** Person who holds an elected position of leadership for the City and/or County government. In Columbus/Muscogee County, these are the Mayor, Sheriff, Marshal, certain Judicial Officials (District Attorney, Judges, Solicitor), Clerk of Superior Court, Coroner, and Tax Commissioner.

# **GLOSSARY**

**SEE ALSO: ACRONYMS**

**ENTERPRISE FUND** – A fund established to account for operations financed and operated in a manner similar to private business enterprises.

**EXPENDITURES:** Disbursements or outlays of cash which decrease the City’s net financial resources. Expenditures include current operating expenses that require the current or future use of net current assets, debt service and capital outlays.

**EXPENSES:** Decreases in net total assets. Expenses represent the total cost of operations during period regardless of the timing of related expenditures.

**FISCAL YEAR:** A twelve-month period of which the annual operating budget applies and, at the end of which, a government determines its financial position and the results of its operations.

**FIXED ASSETS:** Assets of a long-term character that are intended to continue to be held or used, such as land, buildings, improvements other than buildings, machinery and equipment.

**FRANCHISE FEE:** A fee paid by public service utilities for use of public property in providing their services to the citizens of the community.

**FUND:** A fiscal and accounting entity with a self-balancing set of accounts which record cash and other financial resources, together with all related liabilities and residual equities or balances and changes therein, which are segregated for the purpose of carrying on specific activities or attaining certain objectives in accordance with special regulations, restrictions or limitations.

**FUND BALANCE:** The unused balance of governmental funds and expendable trust funds, which include certain reservations of funds established for control purposes. It is what is “left over” after obligations have been repaid and all expenditures have been completed.

**GENERAL FUND:** The principal fund operating the city that accounts for most of the financial resources of the government. General fund revenues include property taxes, licenses and permits, local taxes, service charges and other types of revenues. This fund includes most of the basic operating services, such as fire and police protection, finance and records, leisure services, public services and general administration.

**GENERALLY ACCEPTED ACCOUNTING PRINCIPLES (GAAP):** Uniform minimum standards of and guidelines for financial accounting and reporting. They govern the form and content of the basic financial statements of an entity. GAAP incorporates the conventions, rules, and procedures necessary to define accepted accounting practices at a particular time. GAAP provides a standard by which to measure financial presentations.

**GENERAL OBLIGATION (G.O.) BOND:** This type of bond is backed by the full faith, credit and taxing power of the government.

**GENERAL SERVICES DISTRICT:** District accounting for the governmental services pertaining to the consolidated City of Columbus, GA. The revenues from this district’s millage rate support the General Fund.

**GFOA:** Government Finance Officers Association.

**GIS:** Geographical Information Systems.

**GRANTS:** Contributions, gifts, cash and/or other assets from other government agencies (usually from

# **GLOSSARY**

**SEE ALSO: ACRONYMS**

state or federal) and are normally restricted to expenditure or use for a specified purpose, activity, or facility.

**HAZMAT:** An abbreviation for Hazardous Materials.

**IMPROVEMENT:** Any amount of service or request above the current level of service.

**INFRASTRUCTURE:** The physical foundation of a community and capital assets of a permanent nature. For example, land, streets, roads, highways, bridges, buildings, water pipes & sewer lines.

**INTERFUND CHARGES:** Charges for services rendered by a non-internal service activity to a user in a different fund.

**INTERFUND REIMBURSEMENTS:** Receipt of funds as reimbursement for charges for services rendered by a non-internal service activity to a user in a different fund.

**INTERFUND TRANSFERS:** See "Transfers In/Out".

**INTERGOVERNMENTAL REVENUE:** Revenue collected by one government and distributed to another level of government(s).

**INTERMENT:** Placing of a corpse in a grave.

**LEGALLY ADOPTED BUDGET:** The Adopted Budget or operating plan that is approved by City Council. Typically, the "Adopted Budget" refers to the total of all city operating funds, including all revenues, expenditures, and transfers between and among funds.

**LIABILITIES:** Debts or other legal obligations arising out of transactions in the past that must be liquidated, renewed, or refunded at some future date.

**LINE ITEM:** A method in which a unit of appropriate is expressed or defined.

**LONG TERM DEBT:** Debt with a maturity of more than one year after the date of issuance.

**LOCAL OPTION SALES TAX (LOST):** State legislation allows local governments to levy an additional sales tax within its jurisdiction. The City of Columbus currently collects proceeds based on a 1% approved local option. Use of these funds is unrestricted.

**MCP:** The acronym for Muscogee County Prison.

**MILLAGE RATE:** The ad valorem property tax rate expressed in terms of the levy per thousand dollars of taxable assessed value.

**MODIFIED ACCRUAL BASIS:** The accrual basis of accounting adapted to the governmental fund type Spending Measurement Focus. Under it, revenues are recognized when they become both "measurable" and "available" to finance expenditures of the current period. Expenditures are recognized when the related fund liability is incurred except for: (1) inventories of materials and supplies which may be considered expenditures either when purchased or when used; (2) prepaid insurance and similar items which need not be reported; (3) accumulated unpaid vacation, sick pay and other employee benefit amounts which need not be recognized in the current period, but for which larger than normal accumulations must be disclosed in the notes to the financial statements; (4) interest on special assessment indebtedness which may be recorded when due rather than accrued, if approximately offset by interest earnings on special assessment levies; and (5) principal and interest on long-term debts

## **GLOSSARY**

**SEE ALSO: ACRONYMS**

which are generally recognized when due. All governmental funds and Trust Funds are accounted for using this method.

**NET BUDGET:** The legally adopted budget less all interfund transactions. Interfund transactions representing transfers and interfund reimbursements are subtracted from the legally adopted budget amount to prevent being double counted from the perspective of the entire budget.

**NONDEPARTMENTAL:** Functions and accounts that are not directly related to a department's primary service activities, or which are separate from departmental operations for control purposes.

**ORDINANCE:** A formal legislative enactment by the City Council and has the full force and effect of law within the boundaries of the City.

**OPERATING BUDGET** – Planned expenditures and revenues for the continued regular operations and maintenance of basic governmental functions and services. Includes personnel, supplies, services and capital items. All funds lapse at the fiscal year end. The operating budget for CCG includes the following funds: General, Sewer, Paving, Integrated Waste Management, Emergency Telephone, Medical Center, Debt Service, Economic Development, METRA, Parking Management, Trade Center, Bull Creek Golf Courses, Oxbow Creek Golf Course, and Civic Center.

**OPERATING EXPENDITURES:** The cost for personnel, materials and equipment required for the City to provide services to its citizens or for a department to fulfill its mission.

**ORDINANCE** – A formal legislative enactment by the governing body of a municipality. Enactment of an ordinance by the CCG requires two weeks for final approval.

**OTHER LOCAL OPTION SALES TAX:** (also referred to as "Other LOST") The Local Option Sales Tax which followed the original LOST. As with the original LOST, use of these funds is unrestricted, however, City Council has made an administrative decision to utilize 70% of Other LOST proceeds for Public Safety and the remaining 30% for Infrastructure investment and refurbishment.

**PERFORMANCE MEASURES:** Specific quantitative measures of work performed within an activity or program. They may also measure results obtained through an activity or program.

**PERSONAL SERVICES:** Expenditures for salaries, wages and fringe benefits for personnel.

**PRO FORMA (PROJECTIONS):** Estimated future budgets that are based on actual historical activity and budget information.

**PROGRAM:** The collection of services being performed to achieve a desired goal.

**PROJECTED:** Estimation of revenues and expenditures based on past trends, current and expected economic conditions, and future financial forecasts.

**PROPERTY TAX:** A tax levied on the assessed value of real, public utility and personal property. Generally, assessed value is 40% of fair market value.

**PUBLIC HEARING:** The portions of open meetings held to present evidence and provide information on both sides of an issue.

**REALLOCATION** – Project budgets in excess of project expenditures may be transferred to finance or assist in financing other projects.

# **GLOSSARY**

**SEE ALSO: ACRONYMS**

**RESERVE:** An account used to indicate that a portion of a fund balance is restricted for a specific purpose.

**RESOLUTION** – A special order of a legislative body requiring less legal formality than an ordinance. Approval of a resolution by the CCG requires one week for approval.

**REVENUE:** Money or income received by the Consolidated Government from external sources such as taxes collected or an amount received for performing a service.

**REVENUE BOND:** only the revenues received from a specific enterprise or project, such as a hospital or toll road, back a revenue bond.

**REVISED BUDGET:** The revised budget is the budget that has been modified from the Adopted Budget and which includes carryover funds from the previous year and approved changes from the mid-year adjustments.

**RISK MANAGEMENT:** The coordinated and continuous effort to minimize the potential financial and human resource losses arising from workers compensation, liability and property exposures.

**SELF-INSURANCE:** The formal assumption or partial assumption of risks and the accounting of results. Specific accounts or funds are set aside to fund the risks, and losses that do occur are charged against those accounts or funds.

**STATUTE:** A written law enacted by a duly organized and constituted legislative body.

**STRUCTURALLY BALANCED BUDGET:** The budget considered “structurally balanced” when Total Revenues equal Total Expenditures *and* the source of Revenues is equivalent to the use of Expenditures in nature, length of maturity, and content without reliance on use of reserves or fund balance to balance the budget.

**SUPPLEMENTAL:** Any amount of service or request about the current level of service.

**TAXABLE VALUE:** This is calculated as 40% of the assessed value.

**TAX RATE:** The amount of tax stated in terms of a unit of the tax base; for example, five mills equal five dollars per thousand of taxable value.

**PERSONAL SERVICES:** Expenditures for salaries, wages and fringe benefits for personnel.

**PROGRAM:** The collection of services being performed to achieve a desired goal.

**PUBLIC HEARING:** The portions of open meetings held to present evidence and provide information on both sides of an issue.

**SELF-INSURANCE:** The formal assumption or partial assumption of risks and the accounting of results. Specific accounts or funds are set aside to fund the risks. Any losses that do occur are charged against those accounts are funds.

**SPECIAL PURPOSE LOCAL OPTION SALES TAX (SPLOST):** A voter approved 1% Sales Tax used for specified Capital Improvement Projects.

**TAXES:** Compulsory charges levied by a government for financing services performed for the common benefit. This term does not include specific charges made against particular persons or property for current or permanent benefits such as special assessments. Neither does the term include charges for

## **GLOSSARY**

**SEE ALSO: ACRONYMS**

services rendered only to those paying such charges as, for example, sewer service charges.

**TRANSFERS IN/OUT:** Amounts transferred from one fund to another to assist in financing the services of the recipient fund. Transfers do not constitute revenues or expenditures of the governmental unit but only of the individual funds. Thus, they are budgeted and accounted for separately from other revenues and expenditures.

**TRANSPORTATION SPECIAL PURPOSE LOCAL OPTION SALES TAX (“TSPLOST”):** A regionally voter approved and adopted SPLOST, proceeds from which are used for specified transportation related projects. Columbus is in the River Valley region for purposes of TSPLOST.

**USEFUL LIFE:** Period or time-span an item is expected to continue providing financial service.

## **ACRONYMS**

Acronyms of Budget specialized and technical terminology that is unique to public finance and budgeting as well as unique to the Columbus Georgia area. The following acronyms have been compiled to assist the reader in understanding these terms.

**CAFR:** Comprehensive Annual Financial Report

**CBA:** Columbus Building Authority

**CCG:** Columbus Consolidated Government.

**CDBG:** Community Development Block Grant.

**CIP:** Capital Improvement Program.

**CPI:** Consumer Price Index.

**DFACS:** Department of Family and Children Services.

**D.O.T. –** Department of Transportation.

**EMS:** Emergency Medical Service.

**GASB:** Governmental Accounting Standards Board.

**G. O. Bond:** General Obligation Bond.

**GFOA:** Government Finance Officers Association.

**GIS:** Geographical Information Systems.

**HAZMAT:** Hazardous Materials.

**LOST:** Local Option Sales Tax.

**MCP:** Muscogee County Prison.

**OLOST:** Other Local Option Sales Tax.

**SPLOST:** Special Purpose Local Option Sales Tax.

**TSPLOST:** Transportation Special Purpose Local Option Sales Tax.

**WIA:** Workforce Investment Act.

FY20 ADOPTED CAPITAL OUTLAY

| DESCRIPTION   | Unit Price      | Qty | FY20<br>Adopted   |
|---|-----------------|-----|-------------------|
| <b>GENERAL FUND</b>   |                 |     |                   |
| <b>110-2600 Internal Auditor</b>                                |                 |     |                   |
| Audimation IDEA Data Analysis Software (new)                    | \$ 3,820        | 1   | \$ 3,820          |
|   | <b>Subtotal</b> |     | <b>\$ 3,820</b>   |
| <b>240-2200 Inspections &amp; Codes</b>                         |                 |     |                   |
| Mid-size SUV 4WD (Explorer) (replacement)                       | \$ 32,500       | 2   | \$ 65,000         |
|   | <b>Subtotal</b> |     | <b>\$ 65,000</b>  |
| <b>250-2100 Traffic Engineering</b>                             |                 |     |                   |
| Full size F250 Crew Cab w/Tommy Lift Gate (replacement)         | \$ 29,870       | 1   | \$ 29,870         |
| 1/2 Ton Cargo Van and Buildout (replacement)                    | \$ 31,328       | 1   | \$ 31,328         |
|   | <b>Subtotal</b> |     | <b>\$ 61,198</b>  |
| <b>260-2300 Fleet</b>   |                 |     |                   |
| Small Engine Service Truck (replacement)                        | \$ 34,730       | 1   | \$ 34,730         |
| Doosan Forklift   | \$ 40,000       | 1   | \$ 40,000         |
|   | <b>Subtotal</b> |     | <b>\$ 74,730</b>  |
| <b>260-2400 Public Works-Animal Control</b>                     |                 |     |                   |
| Animal Control Truck w/equipment (replacement)                  | \$ 70,000       | 3   | \$ 210,000        |
|   | <b>Subtotal</b> |     | <b>\$ 210,000</b> |
| <b>270-2100 Parks &amp; Recreation-Park Services</b>            |                 |     |                   |
| Inmate Van (replacement)  | \$ 45,000       | 10  | \$ 450,000        |
|   | <b>Subtotal</b> |     | <b>\$ 450,000</b> |
| <b>410-2800 Fire-Administrative Services</b>                    |                 |     |                   |
| Mid-Size Car (Ford Fusion) (new)                                | \$ 19,500       | 1   | \$ 19,500         |
|   | <b>Subtotal</b> |     | <b>\$ 19,500</b>  |
| <b>520-1000 Public Defender</b>                                 |                 |     |                   |
| Computer Equipment (replacement)                                | \$ 5,500        | 1   | \$ 5,500          |
|   | <b>Subtotal</b> |     | <b>\$ 5,500</b>   |
| <b>570-1000 Coroner</b>   |                 |     |                   |
| Full-Size Car (Impala) (new)                                    | \$ 22,781       | 1   | \$ 22,781         |
|   | <b>Subtotal</b> |     | <b>\$ 22,781</b>  |
| <b>GENERAL FUND TOTAL</b>                                       |                 |     | <b>\$ 912,529</b> |
| <b>OTHER LOCAL OPTION SALES TAX FUND</b>                        |                 |     |                   |
| <b>400 Police</b>   |                 |     |                   |
| 50 Pursuit Vehicles with Equipment Installation (capital lease) |                 |     | \$ 497,222        |
| 4 Pursuit Tahoes with Equipment Installation (capital lease)    |                 |     | \$ 50,950         |
| Headsets for Motor Squad  | \$ 30,235       | 1   | \$ 30,235         |
|   | <b>Subtotal</b> |     | <b>\$ 578,407</b> |
| <b>400 Police-E911</b>  |                 |     |                   |
| Enhanced Data P25 Radio Upgrade                                 | \$ 341,482      | 1   | \$ 341,482        |
|   | <b>Subtotal</b> |     | <b>\$ 341,482</b> |
| <b>410 Fire</b>   |                 |     |                   |
| Personal Protective Equipment (new)                             | \$ 1,686        | 40  | \$ 67,440         |
| Staffing Module for Emergency Reporting (Year 2 of 3)           | \$ 26,250       | 1   | \$ 26,250         |
|   | <b>Subtotal</b> |     | <b>\$ 93,690</b>  |
| <b>530-3000 Marshal</b>   |                 |     |                   |
| 1 Pursuit Vehicles with Equipment Installation (capital lease)  |                 |     | \$ 9,944          |
|   | <b>Subtotal</b> |     | <b>\$ 9,944</b>   |



FY20 ADOPTED CAPITAL OUTLAY

| DESCRIPTION   | Unit Price      | Qty | FY20 Adopted        |
|---|-----------------|-----|---------------------|
| <b>550-Sheriff</b>  |                 |     |                     |
| Inmate Video Visitation System (Year 3 of 4)                      | \$ 80,000       | 1   | \$ 80,000           |
| 21 Pursuit Vehicles with Equipment Installation (capital lease)   |                 |     | \$ 208,898          |
| 4 Pursuit Tahoes with Equipment Installation (capital lease)      |                 |     | \$ 50,950           |
|   | <b>Subtotal</b> |     | <b>\$ 339,848</b>   |
| <b>OTHER LOCAL OPTION SALES TAX FUND</b>                          |                 |     |                     |
|   | <b>TOTAL</b>    |     | <b>\$ 1,363,371</b> |
| <b>STORMWATER FUND</b>  |                 |     |                     |
| <b>250-2300 Drainage</b>  |                 |     |                     |
| Full Size F150 Crew Cab (4-WD) (replacement)                      | \$ 33,982       | 1   | \$ 33,982           |
| GS18t Rover Packages (replacement)                                | \$ 25,910       | 2   | \$ 51,820           |
|   | <b>Subtotal</b> |     | <b>\$ 85,802</b>    |
| <b>250-2600 Stormwater</b>  |                 |     |                     |
| OZII Pan Tilt & Optical Zoom Camera and Transporter (Replacement) | \$ 51,569       | 1   | \$ 51,569           |
|   | <b>Subtotal</b> |     | <b>\$ 51,569</b>    |
| <b>260-3210 Stormwater Maintenance</b>                            |                 |     |                     |
| Mini-Hydraulic Excavator (replacement)                            | \$ 52,000       | 1   | \$ 52,000           |
| Zero Turn Mower (replacement)                                     | \$ 9,000        | 2   | \$ 18,000           |
| 8x12 Utility Service Barge w/trailer (new)                        | \$ 12,000       | 1   | \$ 12,000           |
| Tracked Skid Steer Loader w/attachments (new)                     | \$ 83,000       | 1   | \$ 83,000           |
| Portable Pipe Inspection Camera (new)                             | \$ 15,000       | 1   | \$ 15,000           |
| 7 Yard Dump Truck (replacement)                                   | \$ 97,273       | 1   | \$ 97,273           |
| Zero Turn Mower (new)   | \$ 9,000        | 2   | \$ 18,000           |
| Dual Axle Utility Trailer (new)                                   | \$ 7,000        | 1   | \$ 7,000            |
|   | <b>Subtotal</b> |     | <b>\$ 302,273</b>   |
| <b>STORMWATER FUND</b>  |                 |     |                     |
|   | <b>TOTAL</b>    |     | <b>\$ 439,644</b>   |
| <b>PAVING FUND</b>  |                 |     |                     |
| <b>250-2200 Highways &amp; Roads</b>                              |                 |     |                     |
| Small Bucket Truck 35-37 Foot (replacement)                       | \$ 127,956      | 1   | \$ 127,956          |
| MetroCount Traffic Counters and Tubing (replacement)              | \$ 1,200        | 20  | \$ 24,000           |
|   | <b>Subtotal</b> |     | <b>\$ 151,956</b>   |
| <b>260-3110 Repairs and Maintenance</b>                           |                 |     |                     |
| Flat Bed Dump with 10' body, crew cab (replacement)               | \$ 46,000       | 2   | \$ 92,000           |
| John Deere Zero Turn Mower (replacement)                          | \$ 9,000        | 1   | \$ 9,000            |
| Asphalt Hotbox/Infrared Asphalt Recycler (new)                    | \$ 45,000       | 1   | \$ 45,000           |
| Dual Axle Utility Trailer (new)                                   | \$ 7,000        | 1   | \$ 7,000            |
|   | <b>Subtotal</b> |     | <b>\$ 153,000</b>   |
| <b>260-3120 Urban Forestry &amp; Beautification</b>               |                 |     |                     |
| Scag/Grasshopper Zero Turn Mower (replacement)                    | \$ 8,000        | 7   | \$ 56,000           |
| Scag Zero Turn Mower with Bagger (replacement)                    | \$ 19,000       | 2   | \$ 38,000           |
| Forestry Grab-All   | \$ 250,000      | 1   | \$ 250,000          |
| Flat Bed Dump with 12' body DL, crew cab (replacement)            | \$ 46,000       | 3   | \$ 138,000          |
| Electronic Message Boards (new)                                   | \$ 18,000       | 1   | \$ 18,000           |
| Trailer Mounted Attenuator (new)                                  | \$ 18,000       | 1   | \$ 18,000           |
| Hustler Dual Axle Utility Trailer (replacement)                   | \$ 7,000        | 2   | \$ 14,000           |
| Gapple Attachment for Komatsu Loader (replacement)                | \$ 10,000       | 1   | \$ 10,000           |
|   | <b>Subtotal</b> |     | <b>\$ 542,000</b>   |

FY20 ADOPTED CAPITAL OUTLAY

| DESCRIPTION  | Unit Price      | Qty | FY20 Adopted        |
|--|-----------------|-----|---------------------|
| <b>260-3130 Urban Forestry &amp; Beautification</b>        |                 |     |                     |
| Flat bed Dump with 12' Body DL (new)                       | \$ 46,000       | 1   | \$ 46,000           |
|  | <b>Subtotal</b> |     | <b>\$ 46,000</b>    |
| <b>PAVING FUND</b>   |                 |     |                     |
|  | <b>TOTAL</b>    |     | <b>\$ 892,956</b>   |
| <b>INTEGRATED WASTE FUND</b>                               |                 |     |                     |
| <b>260-3560 Pine Grove Landfill</b>                        |                 |     |                     |
| 2 Cat 730 Haul Truck (replacement) (capital lease)         |                 |     | \$ 184,773          |
| 1 Cat D-4 Dozer (replacement) (capital lease)              |                 |     | \$ 34,645           |
| 2 Full Size F150 Crew Cab 4WD (replacement)(capital lease) |                 |     | \$ 15,697           |
| John Deer Side x Side (Gator) w/equipment package (new)    | \$ 14,000       | 1   | \$ 14,000           |
|  | <b>Subtotal</b> |     | <b>\$ 249,115</b>   |
| <b>INTEGRATED WASTE FUND</b>                               |                 |     |                     |
|  | <b>TOTAL</b>    |     | <b>\$ 249,115</b>   |
| <b>CDBG Fund</b>   |                 |     |                     |
| <b>245-1000 CDBG Administration</b>                        |                 |     |                     |
| Furniture (replacement)                                    | \$ 1,000        | 1   | \$ 1,000            |
| Computer Equipment (replacement)                           | \$ 1,000        | 1   | \$ 1,000            |
|  | <b>Subtotal</b> |     | <b>\$ 2,000</b>     |
| <b>CDBG FUND</b>   |                 |     |                     |
|  | <b>TOTAL</b>    |     | <b>\$ 2,000</b>     |
| <b>TRANSPORTATION FUND</b>                                 |                 |     |                     |
| <b>0751 METRA</b>  |                 |     |                     |
| 35' Bus (replacement)                                      | \$ 430,000      | 1   | \$ 430,000          |
| Rebuilt Engines (replacement)                              | \$ 70,000       |     | \$ 70,000           |
| Rebuilt Transmissions (replacement)                        | \$ 50,000       |     | \$ 50,000           |
| Bus Camera Systems (replacement)                           | \$ 5,000        | 50  | \$ 250,000          |
| Farebox (new)  | \$ 16,500       | 1   | \$ 16,500           |
| Announcement system (new)                                  | \$ 28,000       | 1   | \$ 28,000           |
| Parking Handhelds (replacement)                            | \$ 9,000        | 5   | \$ 45,000           |
| Hamilton gate units-9th Street (replacement)               | \$ 42,500       | 2   | \$ 85,000           |
| Mid-Size (Fusion V6) sedan (replacement)                   | \$ 19,252       | 1   | \$ 19,252           |
| 15 Passenger Van (new)                                     | \$ 31,198       | 1   | \$ 31,198           |
| Genfare VIP (new)  | \$ 10,100       | 1   | \$ 10,100           |
| Transit Enhancement Equipment (replacement)                | \$ 66,000       | 1   | \$ 66,000           |
| Bus Shelter Enhancements (replacement)                     | \$ 20,000       | 1   | \$ 20,000           |
|  | <b>Subtotal</b> |     | <b>\$ 1,121,050</b> |

FY20 ADOPTED CAPITAL OUTLAY

| DESCRIPTION                                       | Unit Price      | Qty | FY20 Adopted        |
|---|-----------------|-----|---------------------|
| <b>0751 TSPLOST Funded</b>                        |                 |     |                     |
| 35' Low Floor Diesel Bus (replacement)            | \$ 500,000      | 4   | \$ 2,000,000        |
| Farebox (replacement)                             | \$ 15,000       | 4   | \$ 60,000           |
| Announcement System (replacement)                 | \$ 25,000       | 4   | \$ 100,000          |
| Digital Radios (replacement)                      | \$ 5,000        | 4   | \$ 20,000           |
| Bike Racks (replacement)                          | \$ 1,000        | 4   | \$ 4,000            |
| Security Cameras FR (replacement)                 | \$ 7,000        | 4   | \$ 28,000           |
|   | <b>Subtotal</b> |     | <b>\$ 2,212,000</b> |
|   |                 |     |                     |
| <b>TRANSPORTATION FUND</b>                        | <b>TOTAL</b>    |     | <b>\$ 3,333,050</b> |
|   |                 |     |                     |
| <b>TRADE CENTER FUND</b>                          |                 |     |                     |
| <b>620-2200 Trade Center Operations</b>           |                 |     |                     |
| Table (72" Round) (new)                           | \$ 350          | 30  | \$ 10,500           |
| Table (18" x 18' Classroom) (new)                 | \$ 195          | 20  | \$ 3,900            |
| Table (18" x 6' Classroom) (new)                  | \$ 175          | 10  | \$ 1,750            |
| Table Dollies (72" Round) (new)                   | \$ 425          | 3   | \$ 1,275            |
| Table Dollies (18" x 8' Classroom) (new)          | \$ 265          | 1   | \$ 265              |
| Table Dollies (18" x 6' Classroom) (new)          | \$ 265          | 1   | \$ 265              |
| NEC Projectors (new)                              | \$ 575          | 5   | \$ 2,875            |
| Projector Screen Kit (new)                        | \$ 1,075        | 4   | \$ 4,300            |
| Lecterns (new)                                    | \$ 850          | 2   | \$ 1,700            |
| Mixers (new)                                      | \$ 250          | 6   | \$ 1,500            |
| 6' Platform Truck (new)                           | \$ 300          | 6   | \$ 1,800            |
| Cocktail 36" Diameter (new)                       | \$ 265          | 10  | \$ 2,650            |
| Cocktail Dolly (new)                              | \$ 300          | 2   | \$ 600              |
|   | <b>Subtotal</b> |     | <b>\$ 33,380</b>    |
|   |                 |     |                     |
| <b>620-2300 Trade Center Maintenance</b>          |                 |     |                     |
| Meeting Room Signage (replacement)                | \$ 43,500       | 1   | \$ 43,500           |
| Boilers with Labor (replacement)                  | \$ 100,000      | 1   | \$ 100,000          |
| Six Chill Water & Circulating Pumps (replacement) | \$ 75,000       | 1   | \$ 75,000           |
| Fountain Water System Conversion (replacement)    | \$ 75,000       | 1   | \$ 75,000           |
| Renovate Elevators (upgrade)                      | \$ 70,000       | 1   | \$ 70,000           |
| Elevator Hydraulic System (replacement)           | \$ 60,000       | 1   | \$ 60,000           |
|   | <b>Subtotal</b> |     | <b>\$ 423,500</b>   |
|   |                 |     |                     |
| <b>TRADE CENTER FUND</b>                          | <b>TOTAL</b>    |     | <b>\$ 456,880</b>   |
|   |                 |     |                     |
| <b>CIVIC CENTER FUND</b>                          |                 |     |                     |
| Sprinkler System Corrections (replacement)        | \$ 6,914        | 1   | \$ 6,914            |
| Portal drapes (replacement)                       | \$ 4,098        | 28  | \$ 114,744          |
| Floor scrubber (new)                              | \$ 10,787       | 1   | \$ 10,787           |
|   | <b>Subtotal</b> |     | <b>\$ 132,445</b>   |
|   |                 |     |                     |
| <b>CIVIC CENTER FUND</b>                          | <b>TOTAL</b>    |     | <b>\$ 132,445</b>   |
|   |                 |     |                     |
| <b>ALL CAPITAL OUTLAY</b>                         | <b>TOTAL</b>    |     | <b>\$ 7,781,990</b> |

**Columbus Consolidated Government  
Classification Position List by Department  
Updated 10/18/2019**

| <b>DEPT.</b>                     | <b>TITLE CODE</b> | <b>POSITION</b>                                   | <b>GRADE</b> |
|----------------------------------|-------------------|---|--------------|
| <b>ADULT DRUG COURT</b>          |                   |   |              |
| AD/1                             | G37102            | Case Manager                                      | 16           |
| <b>CHILD SUPPORT ENFORCEMENT</b> |                   |   |              |
| CSE1                             | G37203            | Child Support Enforcement Manage                  | 14           |
| CSE2                             | G90543            | Accounting Clerk                                  | 10           |
| <b>CITY ATTORNEY</b>             |                   |   |              |
| CA1                              | G13001            | City Attorney                                     | 28           |
| CA2                              | G13002            | Assistant City Attorney                           | 26           |
| CA3                              | G90040            | Legal Assistant                                   | 14           |
| CA4                              | G11010            | Paralegal   | 15           |
| <b>CITY MANGER</b>               |                   |   |              |
| CMO1                             | G29031            | City Manager                                      | 29           |
| CMO2                             | G11005            | Deputy City Manager                               | 28           |
| CMO3                             | G11006            | Deputy City Manager – Operations                  | 28           |
| CMO4                             | G11007            | Assistant to the City Manager                     | 22           |
| CMO5                             | G11008            | Executive Assistant                               | 14           |
| CMO6                             | G90573            | Administrative Assistant                          | 12           |
| CMO8                             | G70102            | TV Station Manager                                | 19           |
| CMO10                            | G11012            | Records Specialist                                | 14           |
| CMO11                            | G11014            | Citizen Service Center Coordinator                | 14           |
| CMO12                            | G22206            | Citizen Service Center Technician                 | 10           |
| CMO13                            | G90572            | Administrative Assistant – Citizen Service Center | 12           |
| CMO14                            | G90561            | Mailroom Supervisor                               | 12           |
| CMO15                            | G90503            | Mail Clerk  | 7            |
| CMO16                            | G70103            | Communication & Multimedia Specialist             | 14           |
| CMO17                            | G20101            | Print Shop Supervisor                             | 17           |
| CMO18                            | G70005            | Graphic Designer                                  | 12           |
| CMO19                            | G20102            | Print Shop Technician                             | 11           |
| CMO20                            | G20105            | Duplicating Service Technician                    | 9            |
| <b>CIVIC CENTER</b>              |                   |   |              |
| CIV1                             | G20301            | Civic Center Director                             | 25           |
| CIV2                             | G20203            | Operations Manager                                | 20           |
| CIV3                             | G70502            | Civic Center Finance Manager                      | 17           |
| CIV4                             | G20302            | Marketing Manager                                 | 20           |
| CIV5                             | G21093            | Ticketing Operations Manager                      | 17           |
| CIV6                             | G21122            | Maintenance Supervisor – Civic Center             | 15           |

| DEPT. | TITLE CODE | POSITION                      | GRADE           |
|-------|------------|-------------------------------|-----------------|
| CIV7  | G70203     | Events Coordinator            | 15              |
| CIV8  | G80211     | Carpenter I – Civic Center    | 13 <sup>3</sup> |
| CIV9  | G90587     | Accounting Technician         | 12              |
| CIV10 | G90531     | Administrative Secretary      | 10              |
| CIV11 | G80111     | Arena Technician I            | 9 <sup>1</sup>  |
| CIV12 | G21095     | Box Office Coordinator        | 12              |
| CIV13 | G21097     | Box Office Representative     | 9               |
| CIV14 | G90511     | Administrative Clerk I        | 9               |
| CIV15 | G80112     | Building Service Worker       | 6               |
| CIV20 | G80216     | HVAC Technician I             | 13              |
| CIV21 | G22706     | Food and Beverage Coordinator | 15              |
| CIV22 | G70205     | Event Services Manager        | 20              |

<sup>1</sup> May be designated “II” or “Senior” and placed at grade 10.

<sup>2</sup> May be designated “II” and placed at grade 12.

<sup>3</sup> May be designated “II” and placed at grade 14.

### CLERK OF COUNCIL

|     |        |                          |    |
|-----|--------|--------------------------|----|
| CC1 | G14701 | Clerk of Council         | 23 |
| CC2 | G31002 | Deputy Clerk of Council  | 16 |
| CC3 | G90530 | Administrative Secretary | 10 |

### COLUMBUS TRADE CENTER

|       |        |                                 |                 |
|-------|--------|---------------------------------|-----------------|
| CTC1  | X033   | Executive Director              | UNC             |
| CTC2  | G70004 | Assistant Trade Center Director | 21              |
| CTC3  | G21307 | Trade Center Finance Manager    | 17              |
| CTC4  | G70003 | Events Operations Manager       | 17              |
| CTC6  | G70204 | Conference Facilitator          | 15              |
| CTC7  | G90576 | Office Manager                  | 14              |
| CTC9  | G80208 | Facilities Maintenance Worker I | 11 <sup>1</sup> |
| CTC10 | G70002 | Events Attendant Crew Leader    | 12              |
| CTC11 | G90512 | Administrative Clerk I          | 9               |
| CTC12 | G70001 | Events Attendant I              | 8 <sup>2</sup>  |
| CTC13 | G22712 | Facilities Engineer             | 23              |
| CTC14 | G90431 | Administrative Secretary        | 10              |

<sup>1</sup> May be designated “II” and placed at grade 12.

<sup>2</sup> May be designated “II” and placed at grade 9.

### COMMUNITY REINVESTMENT

|     |        |   |    |
|-----|--------|---|----|
| CR2 | G14215 | Assistant Community Reinvestment Director | 21 |
| CR3 | G14212 | Program Manager                           | 19 |
| CR4 | G16003 | Finance Manager – Community Reinvestment  | 17 |
| CR5 | G14213 | Construction Services Specialist          | 15 |
| CR6 | G14211 | Administrative Clerk                      | 10 |
| CR6 | G14209 | Community Reinvestment Coordinator        | 14 |
| CR7 | G90575 | Administrative Technician                 | 12 |

| DEPT. | TITLE CODE | POSITION                        | GRADE           |
|-------|------------|---------------------------------|-----------------|
| CR8   | G14210     | Community Reinvestment Clerk    | 9               |
| CR1   | G14202     | Community Reinvestment Director | 24              |
| CR10  | G14207     | Community Reinvestment Planner  | 17 <sup>1</sup> |

<sup>1</sup> May be designated "Senior" and placed at grade 18; "Principal" and placed at grade 20.

### **CORONER**

|      |        |                          |    |
|------|--------|--------------------------|----|
| COR1 | P6662  | Deputy Coroner           | 16 |
| COR2 | G90574 | Administrative Assistant | 12 |
| COR3 | P6663  | Chief Deputy Coroner     | 18 |

### **DISTRICT ATTORNEY**

|     |        |   |                 |
|-----|--------|---|-----------------|
| DA1 | G32103 | Assistant District Attorney                 | 21              |
| DA2 | G70013 | Investigator Supervisor – District Attorney | 19              |
| DA3 | G70011 | Investigator – District Attorney            | 16 <sup>2</sup> |
| DA4 | G32201 | Victim Advocate                             | 14              |
| DA5 | G90557 | Administrative Operations Manager           | 18              |
| DA6 | G90562 | Legal Administrative Clerk                  | 11              |
| DA7 | G32205 | Victim Witness Program Administrator        | 18              |
| DA8 | G70050 | Paralegal                                   | 15              |

<sup>1</sup> May be designated "II" and placed at grade 22; "III" and placed at grade 23.

<sup>2</sup> May be designated "Senior" and placed at grade 17.

### **ELECTIONS & REGISTRATION**

|     |        |  |                 |
|-----|--------|--|-----------------|
| ER1 | G34002 | Elections and Registration Director            | 24              |
| ER3 | G34012 | Assistant Director of Elections & Registration | 21              |
| ER4 | G70401 | Elections Technician                           | 11 <sup>1</sup> |
| ER5 | G34008 | Elections Specialist                           | 12              |

<sup>1</sup> May be designated "II" or "Senior" and placed at grade 12.

### **ENGINEERING**

|       |        |   |                 |
|-------|--------|---|-----------------|
| ENG1  | G15005 | Engineering Director                          | 25 <sup>1</sup> |
| ENG2  | G90681 | Office Manager                                | 14              |
| ENG3  | G90532 | Administrative Secretary                      | 10              |
| ENG4  | G15101 | Stormwater Management Engineer                | 22 <sup>2</sup> |
| ENG5  | G15309 | GIS Technology Supervisor                     | 16              |
| ENG6  | G15303 | Assistant Engineer Director/Traffic Eng. Mgr. | 24 <sup>3</sup> |
| ENG7  | G15314 | Traffic Engineer                              | 22 <sup>2</sup> |
| ENG8  | G15317 | Traffic Operations Supervisor                 | 19              |
| ENG9  | G15336 | Traffic Signal Supervisor                     | 17              |
| ENG10 | G15318 | Senior Traffic Signal Technician              | 14              |
| ENG11 | G15313 | Traffic Signal Technician                     | 12 <sup>4</sup> |
| ENG12 | G15310 | Traffic Signal Construction Specialist        | 12              |
| ENG13 | G15308 | Traffic Sign and Marking Supervisor           | 16              |
| ENG14 | G15312 | Traffic Control Technician                    | 10              |
| ENG18 | G15316 | Senior Traffic Engineering Technician         | 16              |
| ENG19 | G15315 | Traffic Engineering Technician                | 14              |

| DEPT. | TITLE CODE | POSITION                           | GRADE           |
|-------|------------|------------------------------------|-----------------|
| ENG20 | G15304     | Traffic Analyst                    | 14              |
| ENG21 | G90578     | Administrative Technician          | 12              |
| ENG22 | G90513     | Administrative Clerk I             | 9               |
| ENG23 | G15103     | Engineering Inspection Coordinator | 17              |
| ENG24 | G15110     | Engineering Inspector              | 16 <sup>5</sup> |
| ENG25 | G15319     | Survey Supervisor                  | 17              |
| ENG26 | G15320     | Survey Crew Leader                 | 14              |
| ENG27 | G15323     | Survey Technician                  | 12              |
| ENG28 | G15322     | Survey Crew Worker                 | 9               |
| ENG29 | G15106     | Engineering Technician             | 14 <sup>6</sup> |
| ENG30 | G15105     | Stormwater Technician              | 12              |
| ENG34 | G70006     | CAD Technician                     | 14              |
| ENG35 | G15114     | Stormwater Data Inspector          | 16              |
| ENG36 | G15126     | Stormwater Data Technician I       | 12              |
| ENG37 | G15116     | Stormwater Data Technician II      | 14              |

<sup>1</sup> Place at grade 26 if Professional Engineer in the State of Georgia.

<sup>2</sup> Place at grade 23 if Professional Engineer in the State of Georgia.

<sup>3</sup> Place at grade 24 if Professional Engineer in the State of Georgia.

<sup>4</sup> May be designated "II" and placed at grade 13.

<sup>5</sup> May be designated "Senior" and placed at grade 17.

<sup>6</sup> May be designated "Senior" and placed at grade 16.

## FINANCE

|       |        |                                    |                 |
|-------|--------|------------------------------------|-----------------|
| FIN1  | G16001 | Finance Director                   | 26              |
| FIN2  | G16300 | Assistant Finance Director         | 24              |
| FIN3  | G16004 | Budget and Management Analyst      | 17 <sup>1</sup> |
| FIN4  | G16101 | Accounting Manager                 | 23              |
| FIN5  | G70501 | Senior Accountant                  | 19              |
| FIN6  | G70500 | Grant Compliance Accountant        | 19              |
| FIN7  | G16106 | Payroll Supervisor                 | 18              |
| FIN8  | G16108 | Payroll Coordinator                | 14              |
| FIN9  | G90611 | Senior Accounts Payable Technician | 13              |
| FIN10 | G90586 | Accounts Payable Technician        | 12              |
| FIN11 | G16301 | Purchasing Manager                 | 23              |
| FIN12 | G70605 | Buyer Specialist                   | 17              |
| FIN13 | G70606 | Buyer                              | 14 <sup>2</sup> |
| FIN14 | G70607 | Purchasing Technician              | 12              |
| FIN15 | G90521 | Purchasing Clerk                   | 9               |
| FIN16 | G16401 | Revenue Manager                    | 23              |
| FIN17 | G16105 | Investment Officer                 | 20              |
| FIN18 | G16008 | Tax Supervisor                     | 18              |
| FIN19 | G16208 | Collections Supervisor             | 16              |
| FIN20 | G16006 | Revenue Auditor                    | 17              |
| FIN21 | G16204 | Collections Technician             | 12              |
| FIN22 | G90589 | Accounting Technician              | 12              |
| FIN23 | G90579 | Administrative Assistant           | 12              |

| DEPT. | TITLE CODE | POSITION                        | GRADE           |
|-------|------------|---------------------------------|-----------------|
| FIN24 | G90519     | Customer Service Representative | 9 <sup>3</sup>  |
| FIN25 | G16007     | Financial Analyst               | 17 <sup>1</sup> |
| FIN26 | G90606     | Administrative Coordinator      | 14              |

<sup>1</sup> May be designated "Senior" and placed at grade 19.

<sup>2</sup> May be designated "Senior" with CPPB Certification and placed at grade 16.

<sup>3</sup> May be designated "Senior" and placed at grade 10.

## **FIRE & EMS**

|      |        |   |                 |
|------|--------|---|-----------------|
| FD1  | P1500  | Fire Chief/EMA Director                         | 27              |
| FD2  | P1501  | Assistant Fire Chief                            | 24              |
| FD3  | P1528  | Deputy Fire Chief                               | 23              |
| FD4  | P1529  | Deputy Fire Chief – Homeland Security           | 23              |
| FD5  | G10301 | Emergency Management Deputy Director            | 23              |
| FD6  | P1521  | Division Chief – Health, Safety, and Info. Sys. | 22              |
| FD7  | P1507  | Training Chief                                  | 22              |
| FD8  | P1520  | Battalion Chief                                 | 22              |
| FD9  | P1506  | Fire Marshal                                    | 22              |
| FD10 | P1514  | Captain – EMS Coordinator                       | 20 <sup>1</sup> |
| FD11 | P1513  | Captain – Rescue                                | 20 <sup>1</sup> |
| FD12 | P1512  | Captain – Logistics/EMS/EMT                     | 20 <sup>1</sup> |
| FD13 | P1510  | Captain – Training                              | 20 <sup>1</sup> |
| FD14 | P1515  | Fire Captain                                    | 20 <sup>1</sup> |
| FD15 | P1511  | Captain – Logistics                             | 20 <sup>1</sup> |
| FD16 | P1522  | Lieutenant – EMS/EMT                            | 18 <sup>1</sup> |
| FD17 | P1538  | Lieutenant – Training                           | 18 <sup>1</sup> |
| FD18 | P1519  | Fire Lieutenant                                 | 18 <sup>1</sup> |
| FD19 | P1509  | Assistant Fire Marshal                          | 20 <sup>1</sup> |
| FD20 | P1516  | Lieutenant – Fire Inspector                     | 18 <sup>1</sup> |
| FD21 | P1537  | Lieutenant – Investigator                       | 18 <sup>1</sup> |
| FD22 | P1505  | Lieutenant – Logistics                          | 18 <sup>1</sup> |
| FD23 | P1531  | Fire Sergeant – EMT/Medic                       | 16 <sup>1</sup> |
| FD24 | P1523  | Sergeant – Investigations                       | 16 <sup>1</sup> |
| FD25 | P1526  | Firefighter – Medic                             | 15 <sup>1</sup> |
| FD26 | P1525  | Firefighter – EMT                               | 14 <sup>1</sup> |
| FD27 | P1530  | Firefighter                                     | 12              |
| FD28 | P1527  | Firefighter – Logistics                         | 12              |
| FD29 | G80245 | Support Technician – Logistics                  | 12              |
| FD30 | G22805 | Administrative Coordinator                      | 14              |
| FD31 | G90544 | Fire Payroll Technician                         | 12              |
| FD32 | G90533 | Administrative Secretary                        | 10              |
| FD33 | G90514 | Administrative Clerk I                          | 9               |
| FD34 | P1550  | EMA Planner                                     | 17              |

<sup>1</sup> May add supplemental pay for current EMT and/or Paramedic certification when.

## **HUMAN RESOURCES**

|     |        |                          |    |
|-----|--------|--------------------------|----|
| HR1 | G19001 | Human Resources Director | 26 |
|-----|--------|--------------------------|----|



| DEPT. | TITLE CODE | POSITION                            | GRADE           |
|-------|------------|-------------------------------------|-----------------|
| HR2   | G16400     | Assistant Human Resources Director  | 24              |
| HR3   | G19040     | Human Resources Analyst             | 19 <sup>1</sup> |
| HR4   | G19045     | Human Resources Specialist          | 16              |
| HR5   | G19050     | Human Resources Technician II       | 14              |
| HR6   | G19051     | Human Resources Technician I        | 12              |
| HR8   | G20218     | Training Coordinator                | 18              |
| HR9   | G11040     | Administrative Services Coordinator | 14              |
| HR10  | G52800     | Risk Manager                        | 23 <sup>1</sup> |
| HR11  | G52801     | Risk Management Analyst             | 19              |
| HR12  | G19053     | Administrative Assistant            | 12              |

<sup>1</sup> May be designated "II" and placed at grade 20

### INFORMATION TECHNOLOGY

|      |        |  |    |
|------|--------|--|----|
| IT1  | G20001 | Information Technology Director                  | 26 |
| IT2  | G20204 | Technical Operations Manager                     | 23 |
| IT3  | G20205 | Application Development and Support Manager      | 23 |
| IT4  | G20238 | Network Operations Manager                       | 22 |
| IT5  | G20242 | Web Development Manager                          | 22 |
| IT6  | G20219 | Programming and Development Administrator        | 21 |
| IT7  | G20227 | Systems and Enterprise Application Administrator | 21 |
| IT8  | G20240 | Application Support Analyst                      | 19 |
| IT9  | G20211 | Application Developer                            | 19 |
| IT11 | G20222 | Telecommunications Supervisor                    | 19 |
| IT12 | G22709 | Telecommunications Technician                    | 14 |
| IT13 | G20228 | Lead Host Computer Operator                      | 13 |
| IT14 | G20243 | Host Computer Operator                           | 12 |
| IT16 | G20224 | Personal Computer Services Supervisor            | 17 |
| IT17 | G20214 | Personal Computer Specialist                     | 14 |
| IT18 | G20210 | Personal Computer Technician                     | 12 |
| IT19 | G90680 | Network Engineer                                 | 21 |
| IT20 | G20213 | GIS Coordinator                                  | 21 |
| IT22 | G20212 | GIS Technician                                   | 14 |
| IT24 | G20216 | Office Manager                                   | 14 |
| IT25 | G20202 | Assistant Information Technology Director        | 25 |

### INSPECTIONS & CODES

|     |        |  |                 |
|-----|--------|--|-----------------|
| IC1 | G14412 | Building Inspection and Codes Director           | 25              |
| IC2 | G90580 | Office Manager                                   | 12              |
| IC3 | G14415 | Assistant Building Inspection and Codes Director | 23              |
| IC4 | G14416 | Plans Examiner                                   | 19              |
| IC5 | G14405 | Building Inspection Coordinator                  | 18              |
| IC6 | G14406 | Building Inspector                               | 16 <sup>1</sup> |
| IC7 | G14411 | Electrical Inspection Coordinator                | 18              |
| IC8 | G14407 | Electrical Inspector                             | 16 <sup>1</sup> |
| IC9 | G14408 | Property Maintenance Coordinator                 | 18              |

| DEPT. | TITLE CODE | POSITION                          | GRADE           |
|-------|------------|-----------------------------------|-----------------|
| IC10  | G14410     | Property Maintenance Inspector    | 16 <sup>1</sup> |
| IC11  | G14403     | Sign and Codes Inspector          | 15 <sup>2</sup> |
| IC12  | G14402     | Mechanical Inspection Coordinator | 18              |
| IC13  | G14404     | Mechanical Inspector              | 16 <sup>1</sup> |
| IC14  | G70460     | Inspection Services Coordinator   | 14              |
| IC15  | G14413     | Permit Technician                 | 10              |
| IC16  | G14417     | Zoning Technician                 | 10              |
| IC17  | G14414     | Communication Officer             | 10              |
| IC18  | G70462     | Inspection Services Technician    | 12              |
| SE1   | G22801     | Special Enforcement Manager       | 21              |
| SE2   | G22815     | Special Enforcement Coordinator   | 17              |
| SE5   | G22814     | Special Enforcement Officer       | 13              |

<sup>1</sup> May be designated "II" and placed at grade 17; "III" and advanced 5% within range.

<sup>2</sup> May be designated "II" and placed at grade 16; "III" and advanced 5% within range.

### **JURY MANAGER**

|     |        |                                   |    |
|-----|--------|-----------------------------------|----|
| JM1 | G90652 | Jury Manager                      | 16 |
| JM2 | G43305 | Deputy Clerk II – Jury Management | 12 |
| JM3 | G90525 | Administrative Clerk I            | 9  |

### **JUVENILE COURT/JUVENILE DRUG COURT**

|      |        |  |    |
|------|--------|--|----|
| JC1  | G90651 | Drug Court Coordinator                 | 18 |
| JC2  | G37105 | Case Manager                           | 16 |
| JC3  | G90651 | Juvenile Court Coordinator             | 16 |
| JC4  | G90627 | Senior Deputy Clerk – Juvenile         | 14 |
| JC5  | G37110 | Custody Investigator                   | 13 |
| JC6  | G90594 | Deputy Clerk II – Juvenile/Court Clerk | 12 |
| JC7  | G90552 | Deputy Clerk I – Juvenile              | 10 |
| JC8  | G90528 | Administrative Secretary               | 10 |
| JC9  | G90507 | Support Clerk                          | 7  |
| JC10 | G37125 | Custody Investigator Coordinator       | 16 |
| JC11 | G90670 | Juvenile Court Director                | 20 |
| JC15 | G90671 | Juvenile Court Assistant Director      | 16 |

### **MAGISTRATE & MUNICIPAL COURT**

|      |        |  |    |
|------|--------|--|----|
| MMC1 | G43310 | Court Coordinator/Associate Magistrate           | 18 |
| MMC2 | G90628 | Senior Deputy Clerk – Magistrate/Municipal Court | 14 |
| MMC3 | G90596 | Deputy Clerk II – Magistrate/Municipal Court     | 12 |

### **MARSHAL**

|      |        |                              |    |
|------|--------|------------------------------|----|
| MAR1 | P1405  | Chief Deputy Marshal         | 23 |
| MAR2 | P1402  | Lieutenant                   | 20 |
| MAR3 | P1401  | Sergeant                     | 18 |
| MAR4 | P1406  | Deputy Marshal               | 14 |
| MAR5 | G90581 | Administrative Assistant     | 12 |
| MAR6 | G90207 | Communication Technician III | 10 |

| DEPT. | TITLE CODE | POSITION | GRADE |
|-------|------------|----------|-------|
| MAR7  | P1403      | Captain  | 22    |
| MAR8  | P1411      | Corporal | 16    |

### **MAYOR**

|     |        |                                      |    |
|-----|--------|--------------------------------------|----|
| MO4 | G11201 | Internal Auditor/Compliance Officer  | 25 |
| MO5 | L11210 | Director, Office of Crime Prevention | 22 |
| MO6 | G11220 | Forensic Auditor                     | 21 |
| MO7 | G90604 | Executive Assistant                  | 14 |
| MO8 | G90556 | Administrative Assistant             | 12 |

### **MUNICIPAL COURT CLERK**

|     |        |                                       |    |
|-----|--------|---------------------------------------|----|
| MC1 | G43309 | Court Coordinator – Municipal Court   | 18 |
| MC2 | G90624 | Senior Deputy Clerk – Municipal Court | 14 |
| MC3 | G90595 | Deputy Clerk II – Municipal Court     | 12 |
| MC4 | G90331 | Administrative Assistant              | 12 |

### **MUSCOGEE COUNTY PRISON**

|      |        |                                |                 |
|------|--------|--------------------------------|-----------------|
| CD1  | P1303  | Warden                         | 25              |
| CD2  | P1375  | Deputy Warden – Administration | 23              |
| CD3  | P1368  | Deputy Warden – Security       | 23              |
| CD4  | P1377  | Lieutenant – Corrections       | 20              |
| CD5  | P1378  | Sergeant – Corrections         | 18              |
| CD6  | G17505 | Counselor – Corrections        | 16 <sup>1</sup> |
| CD7  | P1372  | Technician – Corrections       | 14              |
| CD8  | P1369  | Correctional Officer           | 12 <sup>2</sup> |
| CD9  | G11011 | Administrative Coordinator     | 14              |
| CD10 | G90571 | Accounting Technician          | 12              |
| CD11 | G90542 | Accounting Clerk               | 10              |
| CD12 | G90510 | Administrative Clerk I         | 9               |

<sup>1</sup> May be designated “Senior” and placed at grade 17.

<sup>2</sup> May be designated “Senior” and placed at grade 13.

### **PARKS & RECREATION**

|      |        |  |    |
|------|--------|--|----|
| PR1  | G21101 | Parks and Recreation Director                | 25 |
| PR2  | G21102 | Assistant Parks and Recreation Director      | 23 |
| PR3  | G21202 | Athletic Division Manager                    | 19 |
| PR4  | G21303 | Recreation Services Division Manager         | 19 |
| PR5  | G21305 | Recreation Program Manager – Cultural Arts   | 17 |
| PR6  | G21071 | Parks Services Division Manager              | 19 |
| PR7  | G21306 | Administrative Operations Manager            | 18 |
| PR8  | G21072 | Parks Services Manager                       | 17 |
| PR9  | G21253 | Athletic Program Supervisor – Aquatics       | 16 |
| PR10 | G21022 | Community Schools Division Manager           | 19 |
| PR11 | G21252 | Athletic Program Supervisor                  | 16 |
| PR12 | G21110 | Recreation Program Supervisor – Therapeutics | 16 |

| DEPT. | TITLE CODE | POSITION   | GRADE          |
|-------|------------|--|----------------|
| PR13  | G21304     | Recreation Program Supervisor – Recreation Serv.   | 16             |
| PR14  | G21302     | Recreation Program Supervisor – Cultural Arts      | 16             |
| PR15  | G21117     | Parks Crew Supervisor                              | 14             |
| PR16  | G21114     | Recreation Program Specialist III                  | 14             |
| PR17  | P5121      | Correctional Detail Officer – Parks                | 12             |
| PR18  | G22901     | Employment Coordinator                             | 14             |
| PR19  | G22817     | RSVP Recreation Program Specialist III             | 14             |
| PR20  | G21204     | Athletic Program Specialist                        | 14             |
| PR21  | G21114     | Recreation Program Specialist II                   | 13             |
| PR22  | G90590     | Accounting Technician                              | 12             |
| PR23  | G22008     | Chemical Application Technician                    | 11             |
| PR24  | G21241     | Tennis Supervisor                                  | 12             |
| PR25  | G80031     | Motor Equipment Operator III                       | 12             |
| PR26  | G80026     | Motor Equipment Operator II                        | 11             |
| PR27  | G90536     | Administrative Secretary                           | 10             |
| PR28  | G21076     | Parks Crew Leader                                  | 10             |
| PR29  | G21243     | Tennis Specialist II                               | 10             |
| PR30  | G80022     | Motor Equipment Operator I                         | 10             |
| PR31  | G90516     | Administrative Clerk I                             | 9              |
| PR32  | G21244     | Tennis Specialist I                                | 9              |
| PR33  | G22001     | Chemical Application Supervisor                    | 13             |
| PR33  | G21120     | Parks Maintenance Worker I                         | 7 <sup>1</sup> |
| PR34  | G80101     | Custodian  | 6              |
| PR35  | G90441     | Marina Technician                                  | 9              |
| PR36  | G21256     | Asst. Parks and Recreation Aquatic Center Director | 23             |
| PR37  | G21255     | Aquatic Center Facility Supervisor                 | 16             |
| PR38  | G21254     | Aquatic Center Program Supervisor                  | 16             |

<sup>1</sup> May be designated “II” and placed at grade 8.

## PLANNING

|     |        |  |                 |
|-----|--------|--|-----------------|
| PL1 | G14602 | Planning Director                                | 25              |
| PL2 | G14508 | Planning Manager                                 | 22              |
| PL3 | G70475 | Planner  | 17 <sup>1</sup> |
| PL4 | G14208 | Right-of-Way/Transportation Planning Coordinator | 20              |
| PL5 | G70476 | Transportation Planner                           | 17 <sup>1</sup> |
| PL6 | G90529 | Administrative Assistant                         | 12              |
| PL7 | G90560 | Planning Technician                              | 11              |
| PL8 | G70471 | Transportation Planner Trainee                   | 15              |

<sup>1</sup> May be designated “Senior” and placed at grade 18; “Principal” and placed at grade 20.

| DEPT.         | TITLE CODE | POSITION                                | GRADE |
|---------------|------------|---|-------|
| <b>POLICE</b> |            |   |       |
| PD1           | P1200      | Chief of Police                         | 27    |
| PD2           | P1201      | Deputy Chief of Police                  | 24    |
| PD3           | P1205      | Police Major                            | 23    |
| PD4           | P1207      | Police Captain                          | 22    |
| PD5           | P1209      | Police Lieutenant                       | 20    |
| PD6           | P1211      | Command Sergeant                        | 19    |
| PD7           | P1213      | Police Sergeant                         | 18    |
| PD8           | G90650     | Records Manager                         | 16    |
| PD/9          | G70009     | Police Finance Manager                  | 17    |
| PD11          | P1215      | Police Corporal                         | 16    |
| PD13          | G10785     | 911 Center Supervisor                   | 14    |
| PD14          | P1219      | Police Officer                          | 14    |
| PD15          | G90621     | Records Supervisor                      | 14    |
| PD16          | G10801     | Asset Forfeiture Coordinator            | 14    |
| PD17          | G90112     | Emergency Communications Technician III | 12    |
| PD18          | G80209     | Facilities Maintenance Technician       | 12    |
| PD19          | G90111     | Emergency Communications Technician II  | 11    |
| PD20          | G10705     | Police Cadet                            | 10    |
| PD21          | G90548     | Criminal Records Technician             | 10    |
| PD22          | G80102     | Building Service Crew Leader            | 10    |
| PD23          | G90535     | Administrative Secretary                | 10    |
| PD24          | G90539     | Administrative Clerk II                 | 10    |
| PD25          | G90110     | Emergency Communications Technician I   | 10    |
| PD26          | G90545     | Accounting Clerk                        | 10    |
| PD27          | G90515     | Administrative Clerk I                  | 9     |
| PD28          | G90501     | Support Clerk                           | 7     |
| PD29          | G80116     | Building Service Worker                 | 6     |
| PD30          | G90582     | Administrative Assistant                | 12    |
| PD31          | G90653     | Crime Analyst                           | 16    |
| PD32          | G90654     | Computer Forensic Analyst               | 16    |

### **PROBATE COURT**

|     |        |                                  |                 |
|-----|--------|----------------------------------|-----------------|
| PC1 | G90663 | Associate Judge                  | 21 <sup>1</sup> |
| PC2 | G90597 | Deputy Clerk II – Probate Court  | 12              |
| PC3 | G90664 | Passport Supervisor/Deputy Clerk | 14              |
| PC4 | G90665 | Senior Deputy Clerk              | 14              |
| PC5 | G90662 | Chief Deputy Clerk               | 18              |

<sup>1</sup> Place at grade 22 with Juris Doctorate Degree.

### **PUBLIC DEFENDER**

|       |        |                                |                 |
|-------|--------|--------------------------------|-----------------|
| PDEF1 | G70012 | Investigator – Public Defender | 16 <sup>1</sup> |
|-------|--------|--------------------------------|-----------------|

| DEPT. | TITLE CODE | POSITION                   | GRADE |
|-------|------------|----------------------------|-------|
| PDEF2 | G11020     | Legal Administrative Clerk | 11    |
| PDEF3 | G70016     | Investigator Supervisor    | 19    |

<sup>1</sup> May be designated “Senior” and placed at grade 17.

**PUBLIC WORKS-ADMIN**

|         |         |                                    |    |
|---------|---------|------------------------------------|----|
| PS-ADM1 | G22010  | Public Services Director           | 26 |
| PS-ADM2 | G22009  | Assistant Public Services Director | 24 |
| PS-ADM3 | G22012  | Safety Coordinator                 | 17 |
| PS-ADM4 | G22902` | Public Services Coordinator        | 18 |
| PS-ADM5 | G90610  | Administrative Supervisor          | 13 |
| PS-ADM6 | G90570  | Administrative Technician          | 12 |
| PS-ADM7 | G90506  | Support Clerk                      | 7  |

**PUBLIC WORKS-CEMETERIES**

|      |        |  |                |
|------|--------|--|----------------|
| CEM1 | G22101 | Cemeteries Manager                       | 19             |
| CEM2 | G22505 | Public Services Crew Leader              | 12             |
| CEM3 | P5116  | Correctional Detail Officer – Cemeteries | 12             |
| CEM4 | G80005 | Equipment Operator I                     | 10             |
| CEM5 | G80105 | Maintenance Worker I                     | 7 <sup>1</sup> |
| CEM6 | G80003 | Equipment Operator II                    | 11             |

<sup>1</sup> May be designated “II” and placed at grade 8; “III” and placed at grade 9.

**PUBLIC WORKS-COMMUNITY SERVICES ROW MAINTENANCE**

|     |        |                               |                |
|-----|--------|-------------------------------|----------------|
| CS1 | G22036 | Community Service Coordinator | 19             |
| CS2 | G22502 | Public Works Crew Leader      | 12             |
| CS3 | G22402 | Maintenance Worker I          | 7 <sup>1</sup> |

<sup>1</sup>May be designated “II” and placed at grade 8; “III” and placed at grade 9.

**PUBLIC WORKS-FACILITIES MAINTENANCE**

|       |        |  |                 |
|-------|--------|--|-----------------|
| FAC1  | G22701 | Facilities Maintenance Manager                   | 23              |
| FAC2  | G22702 | Assistant Facilities Maintenance Manager         | 19              |
| FAC3  | G22707 | Facilities Maintenance Supervisor – Carpentry    | 16              |
| FAC4  | G22703 | Facilities Maintenance Supervisor – Electrical   | 16              |
| FAC5  | G22708 | Facilities Maintenance Supervisor – HVAC         | 16              |
| FAC6  | G22710 | Facilities Maintenance Supervisor – Plumbing     | 16              |
| FAC7  | G22705 | Facilities Maintenance Supervisor – Govt. Center | 16              |
| FAC8  | G22711 | Facilities Maintenance Supervisor – County Jail  | 16              |
| FAC9  | G80206 | Custodial Services Supervisor                    | 16              |
| FAC10 | P5118  | Correctional Detail Officer – Facilities         | 12              |
| FAC11 | G80210 | Irrigation Technician                            | 12              |
| FAC12 | G80211 | Carpenter I                                      | 13 <sup>1</sup> |
| FAC13 | G80213 | Electrician I                                    | 13 <sup>1</sup> |
| FAC14 | G80215 | HVAC Technician I                                | 13 <sup>1</sup> |
| FAC15 | G80205 | Plumber I  | 13 <sup>1</sup> |
| FAC16 | G22704 | Facilities Maintenance Worker I                  | 11 <sup>2</sup> |
| FAC17 | G11013 | Administrative Technician                        | 12              |

| DEPT. | TITLE CODE | POSITION                               | GRADE |
|-------|------------|--|-------|
| FAC18 | G80109     | Custodial Operations Assistant         | 12    |
| FAC19 | G80113     | Building Service Worker                | 6     |
| FAC20 | G22713     | Facilities Maintenance Supervisor –MCP | 16    |

<sup>1</sup> May be designated “II” and placed at grade 14.

<sup>2</sup> May be designated “II” and placed at grade 12.

### **PUBLIC WORKS-FLEET MANAGEMENT all say Fleet Maintenance**

|      |        |  |    |
|------|--------|--|----|
| FM1  | G22302 | Assistant Director/Fleet Maintenance Manager | 24 |
| FM2  | G22301 | Assistant Fleet Manager                      | 19 |
| FM3  | G80017 | Automotive and Tire Shop Supervisor          | 17 |
| FM4  | G80042 | Truck Shop Supervisor                        | 16 |
| FM5  | G80019 | Body Shop Supervisor                         | 16 |
| FM6  | G80036 | Heavy Equipment Shop Supervisor              | 16 |
| FM7  | G80038 | Small Engine Shop Supervisor                 | 15 |
| FM8  | G80020 | Contract Warranty Specialist                 | 15 |
| FM9  | G70608 | Fleet Maintenance Buyer                      | 12 |
| FM10 | G80011 | Fleet Maintenance Technician III             | 14 |
| FM11 | G80012 | Fleet Maintenance Technician II              | 12 |
| FM12 | G80013 | Fleet Maintenance Technician I               | 10 |
| FM13 | G22312 | Inventory Control Technician                 | 10 |
| FM14 | G90505 | Support Clerk                                | 7  |

### **PUBLIC WORKS- LANDFILLS**

|     |        |  |    |
|-----|--------|--|----|
| WD1 | G22422 | Waste Disposal Manager                       | 21 |
| WD2 | G22420 | Assistant Waste Disposal Manager             | 19 |
| WD3 | G22455 | Landfill Supervisor                          | 16 |
| WD4 | G22458 | Senior Landfill Operator                     | 14 |
| WD5 | G80034 | Landfill Maintenance Technician              | 14 |
| WD6 | G80035 | Heavy Equipment Operator                     | 15 |
| WD7 | G22457 | Landfill Operator                            | 12 |
| WD8 | G80105 | Maintenance Worker I -Landfill               | 07 |
| WD9 | P5125  | Correctional Detail Officer – Waste Disposal | 12 |

### **PUBLIC WORKS – RECYCLING CENTER**

|     |        |  |    |
|-----|--------|--|----|
| RC1 | G80057 | Recycling Center Line Supervisor             | 15 |
| RC2 | G80060 | Recycling Center Manager                     | 19 |
| RC3 | G80065 | Recycling Center Scale Operator              | 12 |
| RC4 | G80067 | Recycling Center Drop Off Operator           | 12 |
| RC5 | G80069 | Recycling Center Compost Supervisor          | 16 |
| RC6 | P5125  | Recycling Center Correctional Detail Officer | 12 |
| RC7 | G22011 | Keep Columbus Beautiful Executive Director   | 20 |

### **PUBLIC WORKS-REPAIRS & MAINTENANCE**

|      |        |   |    |
|------|--------|---|----|
| HED2 | G22533 | Heavy Equipment Supervisor                    | 17 |
| HED3 | G80009 | Senior Heavy Equipment Operator               | 14 |
| HED4 | P5120  | Correctional Detail Officer – Heavy Equipment | 12 |

| DEPT. | TITLE CODE | POSITION   | GRADE |
|-------|------------|--|-------|
| HED5  | G80033     | Heavy Equipment Operator                         | 13    |
| HED6  | G80030     | Equipment Operator III                           | 12    |
| HED7  | G80025     | Equipment Operator II                            | 11    |
| HED8  | G80117     | Maintenance Worker I                             | 7     |
| HED9  | G90568     | Administrative Technician                        | 12    |
| SMD1  | G22503     | Street Division Manager                          | 23    |
| SMD2  | G22501     | Assistant Street Maintenance Manager             | 19    |
| SMD3  | G22508     | Public Works Crew Supervisor                     | 15    |
| SMD4  | P5124      | Correctional Detail Officer – Street Maintenance | 12    |
| SMD5  | G80027     | Public Works Crew Leader                         | 12    |
| SMD5  | G80121     | GIS Technician II                                | 15    |

### **PUBLIC WORKS-RIGHT OF WAY MAINTENANCE**

|      |        |  |                 |
|------|--------|--|-----------------|
| FB1  | G22550 | Forestry and Beautification Manager    | 23              |
| FB2  | G22554 | Assistant Manager – Forestry           | 19              |
| FB3  | G22553 | Assistant Manager – Beautification     | 19              |
| FB4  | G22558 | Forestry Administrator                 | 18 <sup>1</sup> |
| FB5  | G22559 | Urban Forestry Supervisor              | 15              |
| FB6  | P5127  | Correctional Detail Supervisor - ROW   | 15              |
| FB7  | G22004 | Chemical Application Supervisor        | 13              |
| FB9  | P5119  | Correctional Detail Officer – Forestry | 12              |
| FB10 | G22504 | Public Services Crew Leader            | 12              |
| FB11 | G22551 | Tree Trimmer Crew Leader               | 13 <sup>2</sup> |
| FB12 | G22006 | Administrative Technician              | 12              |
| FB13 | G22552 | Tree Evaluator                         | 12              |
| FB14 | G80007 | Equipment Operator III                 | 12              |
| FB15 | G22555 | Tree Trimmer II                        | 12              |
| FB16 | G22556 | Tree Trimmer I                         | 10              |
| FB17 | G80006 | Equipment Operator II                  | 11              |
| FB18 | G22007 | Chemical Application Technician        | 11              |
| FB19 | G80007 | Equipment Operator III                 | 12              |
| FB20 | G80021 | Equipment Operator I                   | 10              |
| FB21 | G80114 | Maintenance Worker I                   | 7 <sup>3</sup>  |
| FB22 | G80122 | GIS Technology Supervisor              | 16              |
| FB23 | G22002 | Contract Inspector                     | 14              |

<sup>1</sup> Place at grade 19 with ISA certification.

<sup>2</sup> Place at grade 14 if Certified Arborist in the State of Georgia and/or equivalent experience.

<sup>3</sup> May be designated “II” and placed at grade 8; “III” and placed at grade 9.

### **PUBLIC WORKS-SEWER MAINTENANCE**

|        |        |                              |    |
|--------|--------|------------------------------|----|
| STWTR1 | G22052 | Stormwater Manager           | 21 |
| STWTR2 | G22050 | Assistant Stormwater Manager | 19 |
| STWTR3 | G22040 | Stormwater Crew Supervisor   | 15 |



| DEPT.   | TITLE CODE | POSITION                                 | GRADE |
|---------|------------|--|-------|
| STWTR4  | G22003     | Chemical Application Supervisor          | 13    |
| STWTR5  | G22020     | Stormwater Drainage Technician           | 13    |
| STWTR6  | P5122      | Correctional Detail Officer – Stormwater | 12    |
| STWTR7  | G22506     | Crew Leader – Stormwater                 | 12    |
| STWTR8  | G80007     | Equipment Operator III                   | 12    |
| STWTR9  | G80024     | Equipment Operator II                    | 11    |
| STWTR10 | G22005     | Chemical Application Technician          | 11    |
| STWTR11 | G80023     | Equipment Operator I                     | 10    |
| STWTR12 | G80118     | Maintenance Worker I                     | 7     |
| STWTR13 | G80010     | Equipment Operator Crew Leader           | 15    |
| STWTR14 | P5126      | Correctional Detail Officer Supervisor   | 15    |
| STWTR15 | G80123     | GIS Technician I                         | 14    |

### **PUBLIC WORKS-SOLID WASTE COLLECTION & RECYCLING**

|      |        |   |    |
|------|--------|---|----|
| SW1  | G22473 | Solid Waste and Recycling Manager               | 23 |
| SW2  | G22471 | Assistant Div. Mgr. – Solid Waste and Recycling | 19 |
| SW3  | G22400 | Waste Collection Route Supervisor               | 15 |
| SW4  | G22433 | Recycling Route Supervisor                      | 15 |
| SW5  | G22401 | Waste Equipment Operator                        | 12 |
| SW6  | G22403 | Recycling Truck Driver                          | 12 |
| SW7  | G22404 | Waste Collection Worker                         | 8  |
| SW8  | G80050 | MRF Technician                                  | 11 |
| SW9  | G80055 | MRF Supervisor                                  | 12 |
| SW10 | G80001 | Equipment Operator II                           | 11 |
| SW12 | G22405 | Baler Operator                                  | 12 |

### **PUBLIC WORKS-ANIMAL CONTROL**

|     |        |                                   |    |
|-----|--------|-----------------------------------|----|
| AC1 | G22806 | Animal Resource Center Supervisor | 16 |
| AC2 | G22808 | Administrative Coordinator        | 14 |
| AC3 | G22813 | Animal Control Officer II         | 13 |
| AC4 | G22812 | Animal Control Officer I          | 12 |
| AC5 | G90108 | Communications Officer            | 10 |
| AC6 | G22810 | Animal Control Tech               | 10 |
| AC7 | G22809 | Animal Control Veterinarian       | 23 |
| AC8 | G22803 | Volunteer Coordinator             | 13 |

### **RECORDERS COURT**

|      |        |                               |    |
|------|--------|-------------------------------|----|
| RC/1 | G43320 | Chief Recorder's Court Clerk* | 18 |
| RC/2 | G90546 | Deputy Clerk II               | 12 |
| RC/4 | G90553 | Senior Deputy Clerk           | 14 |

\*Resolution NO. 143-17

### **SHERIFF**

|     |       |                      |                 |
|-----|-------|----------------------|-----------------|
| SD1 | P1601 | Chief Deputy Sheriff | 24              |
| SD2 | P1602 | Jail Commander       | 23 <sup>1</sup> |
| SD3 | P1603 | Major                | 23              |

| DEPT. | TITLE CODE | POSITION                              | GRADE           |
|-------|------------|---------------------------------------|-----------------|
| SD4   | P1604      | Captain                               | 22              |
| SD5   | G17501     | Health Services Administrator         | 21              |
| SD6   | P1605      | Lieutenant                            | 20              |
| SD7   | P1606      | Sergeant                              | 18              |
| SD8   | G17500     | Registered Nurse                      | 18              |
| SD9   | P1609      | Deputy Sheriff Technician             | 16              |
| SD10  | P1607      | Investigator                          | 16 <sup>2</sup> |
| SD11  | P1608      | ID Technician                         | 16              |
| SD12  | G17504     | Clinic Manager                        | 16              |
| SD13  | G17502     | Licensed Practical Nurse              | 14              |
| SD14  | P1610      | Deputy Sheriff                        | 14              |
| SD15  | G40210     | Medical Technician                    | 12              |
| SD16  | P1611      | Sheriff Correctional Officer          | 12              |
| SD17  | G90591     | Accounting Technician                 | 12              |
| SD18  | G90107     | Communication Technician III          | 10              |
| SD19  | G90549     | Criminal Records Technician           | 10              |
| SD20  | G90540     | Administrative Clerk II               | 10              |
| SD21  | G90546     | Accounting Clerk                      | 10              |
| SD22  | G90553     | Judicial Administrative Technician II | 10              |
| SD23  | G90537     | Administrative Secretary              | 10              |
| SD24  | G90517     | Administrative Clerk I                | 9               |
| SD26  | G40208     | Medical Records Clerk                 | 9               |
| SD27  | G70007     | Security Guard                        | 9               |
| SD28  | G11030     | Administrative Coordinator            | 14              |
| SD29  | G11031     | Sheriff Human Resources Technician    | 12              |

<sup>1</sup> Advance 5% in grade for Jail Commander.

<sup>2</sup> May be designated "Senior" and placed at grade 17

### **SOLICITOR GENERAL**

|     |        |   |                 |
|-----|--------|---|-----------------|
| SG1 | G26053 | Chief Assistant Solicitor General           | 22 <sup>1</sup> |
| SG2 | G26054 | Assistant Solicitor General                 | 21 <sup>1</sup> |
| SG3 | G32204 | Victim Witness Program Administrator        | 18              |
| SG4 | G43311 | Court Coordinator – Solicitor General       | 17              |
| SG5 | G70014 | Investigator Supervisor – Solicitor General | 18              |
| SG6 | G32202 | Victim Advocate Investigator                | 15              |
| SG7 | G70010 | Investigator – Solicitor General            | 16 <sup>2</sup> |
| SG8 | G90598 | Deputy Clerk II – Solicitor General         | 12              |
| SG9 | G90618 | Deputy Clerk I – Solicitor General          | 10              |

<sup>1</sup> Until incumbent attains 5 years of practice experience as an attorney and qualifies for state-mandated salaries.

<sup>2</sup> May be designated "Senior" and placed at grade 17.

### **SUPERIOR COURT**

|     |        |                     |                 |
|-----|--------|---------------------|-----------------|
| SC1 | G90623 | Senior Deputy Clerk | 14              |
| SC2 | G10980 | Law Clerk           | 19 <sup>1</sup> |

<sup>1</sup> Place at grade 20 with Juris Doctorate Degree.

| DEPT.   | TITLE CODE | POSITION                             | GRADE           |
|---|------------|--------------------------------------|-----------------|
| <b>SUPERIOR COURT CLERK</b>   |            |                                      |                 |
| CSC1  | G43307     | Chief Deputy Clerk                   | 21              |
| CSC2  | G43308     | Assistant Chief Deputy Clerk         | 18              |
| CSC3  | G90622     | Senior Deputy Clerk – Administration | 14              |
| CSC4  | G90630     | Senior Deputy Clerk – Real Estate    | 14              |
| CSC5  | G90623     | Senior Deputy Clerk                  | 14              |
| CSC6  | G90599     | Deputy Clerk II – Civil              | 12              |
| CSC7  | G90600     | Deputy Clerk II – Criminal           | 12              |
| CSC8  | G90601     | Deputy Clerk II – Imaging            | 12              |
| CSC9  | G90602     | Deputy Clerk II – Real Estate        | 12              |
| CSC10   | G90593     | Deputy Clerk II                      | 12              |
| CSC11   | G90550     | Deputy Clerk I – Real Estate         | 10              |
| CSC12   | G90551     | Deputy Clerk I                       | 10              |
| CSC13   | G90625     | Senior Deputy Clerk – Civil          | 14              |
| CSC14   | G90626     | Senior Deputy Clerk – Criminal       | 14              |
| <b>TAX ASSESSOR</b>   |            |                                      |                 |
| TA1   | G26001     | Chief Appraiser                      | 25              |
| TA2   | G26008     | Personal Property Manager            | 19 (20)         |
| TA3   | G26009     | Administrative Manager               | 19 (20)         |
| TA4   | G26010     | Residential Property Manager         | 19 (20)         |
| TA5   | G26011     | Commercial Property Manager          | 19 (20)         |
| TA6   | G26005     | Appraiser I – Personal Property      | 14 <sup>1</sup> |
| TA7   | G26004     | Appraiser I – Real Property          | 14 <sup>1</sup> |
| TA8   | G90583     | Administrative Assistant             | 12              |
| TA9   | G90541     | Appraisal Technician                 | 10              |
| TA10  | G26002     | Chief Deputy Appraiser               | 23              |
| <sup>1</sup> May be designated “II” and placed at grade 15; “III” and placed at grade 17. |            |                                      |                 |
| <b>TAX COMMISSIONER</b>   |            |                                      |                 |
| TC1   | G46003     | Chief Deputy Tax Commissioner        | 21              |
| TC2   | G70503     | Accounting Operations Administrator  | 22              |
| TC3   | G46004     | Deputy Tax Commissioner              | 20              |
| TC4   | G90584     | Administrative Technician            | 12              |
| TC5   | G70402     | Tax Clerk II                         | 11              |
| TC6   | G70403     | Tax Clerk I                          | 10              |
| TC7   | G70401     | Tax Specialist                       | 16 (13)         |
| <b>TRANSPORTATION-METRA</b>   |            |                                      |                 |
| TR1   | G80040     | Director of Transportation           | 25              |
| TR2   | G23002     | Deputy Transportation Director       | 23              |
| TR3   | G23305     | Transit Manager                      | 22              |
| TR4   | G23003     | Maintenance Manager                  | 20              |
| TR5   | G23106     | ADA Coordinator                      | 18              |
| TR6   | G22421     | Parking Division Manager             | 18              |

| DEPT. | TITLE CODE | POSITION                               | GRADE           |
|-------|------------|--|-----------------|
| TR7   | G23007     | Transit Supervisor                     | 16              |
| TR8   | G23307     | Safety/Training Coordinator            | 16              |
| TR9   | G70018     | Parking Enforcement Supervisor         | 14              |
| TR10  | G23005     | Transit Specialist                     | 14              |
| TR11  | G80037     | Fleet Maintenance Technician III       | 14              |
| TR12  | G90620     | Office Manager                         | 14              |
| TR13  | G80015     | Transportation Crew Leader             | 12              |
| TR14  | G23009     | Bus Operator Dial-A-Ride (without CDL) | 10 <sup>1</sup> |
| TR15  | G23008     | Bus Operator (with CDL)                | 12              |
| TR16  | G90538     | Administrative Secretary               | 10              |
| TR17  | G80039     | Fleet Maintenance Technician II        | 12              |
| TR18  | G80041     | Fleet Maintenance Technician I         | 10              |
| TR19  | G80120     | Maintenance Worker III                 | 9               |
| TR20  | G70008     | Parking Enforcement Officer            | 10              |
| TR21  | G90520     | Customer Service Representative        | 9 <sup>1</sup>  |
| TR22  | G23308     | Principal Transit Planner              | 20              |
| TR23  | G23200     | Transit Compliance Officer             | 20              |

<sup>1</sup> May be placed at grade 12 after acquisition of Commercial Driver's License issued by the State of Georgia.

<sup>2</sup> May be designated "II" or "Senior" and placed at grade 10.

#### **WORKFORCE INVESTMENT-JOB TRAINING PARTNERSHIP ACT**

|       |        |                                   |    |
|-------|--------|-----------------------------------|----|
| WIA1  | G10051 | Workforce Investment Act Director | 24 |
| WIA2  | G16005 | Finance Manager – WIA             | 17 |
| WIA3  | G10056 | Program Specialist II             | 17 |
| WIA4  | G10057 | Data Control Supervisor           | 17 |
| WIA5  | G10054 | Program Specialist I              | 16 |
| WIA6  | G10052 | Program Monitor/Job Developer     | 16 |
| WIA7  | G90592 | Accounting Technician             | 12 |
| WIA8  | G90547 | Accounting Clerk                  | 10 |
| WIA9  | G90585 | Administrative Technician         | 12 |
| WIA10 | G90523 | Administrative Assistant          | 12 |
| WIA11 | G10063 | WIA Director                      | 21 |

| DEPT. | TITLE CODE | POSITION | GRADE |
|-------|------------|----------|-------|
|-------|------------|----------|-------|

## FOOTNOTES

- 1 May be designated "Senior" and placed at grade 17.
- 2 May be designated "Senior" and placed at grade 13.
- 3 May be designated "II" and placed at grade 8; "III" and placed at grade 9.
- 4 May be designated "II" and placed at grade 12, "III" and placed at grade 13.
- 5 May be designated "II" and placed at grade 12.
- 6 May be designated "II" and placed at grade 9.
- 7 May be designated "Senior" and placed at grade 17
- 8 Place at grade 26 if Professional Engineer in the State of Georgia.
- 9 Place at grade 23 if Professional Engineer in the State of Georgia.
- 10 Place at grade 24 if Professional Engineer in the State of Georgia.
- 11 May be designated "II" and placed at grade 13.
- 12 May be designated "Senior" and placed at grade 16.
- 13 May be designated "Senior" and placed at grade 10.
- 14 May be designated "II" and placed at grade 14.
- 15 Place at grade 14 if Certified Arborist in the State of Georgia and/or equivalent experience.
- \* May add supplemental pay for current Paramedic certification.
- 16 May be designated "Senior" and placed at grade 19.
- 17 May be designated "II" and placed at grade 16.
- 18 May be designated "Senior" and placed at grade 10.
- 19 May be designated "II" and placed at grade 17; "III" and advanced 5% within range.
- 20 May be designated "II" and placed at grade 16; "III" and advanced 5% within range.
- 21 May be designated "Senior" and placed at grade 18; "Principal" and placed at grade 20.
- 22 May be designated "II" and placed at grade 8.
- \*\* Advance 5% in grade for Jail Commander
- 24 May be placed at grade 12 after acquisition of Commercial Driver's License issued by the State of Georgia.
- 25\* May be designated "II" and placed at grade 20.

**Columbus Consolidated Government Pay Plan - Effective 01/01/2020  
ANNUAL SALARY - PENSION MEMBERS HIRED ON OR AFTER JULY 1, 2018**

| Grade | A          | B          | C          | D          | E          | F          | G          | H          | I          | J          | K          | L          | M          | N          | O          | P          | Q          | R          | Grade |
|-------|------------|------------|------------|------------|------------|------------|------------|------------|------------|------------|------------|------------|------------|------------|------------|------------|------------|------------|-------|
| 1     | 18,491.39  | 18,953.68  | 19,427.53  | 19,913.20  | 20,411.04  | 20,921.32  | 21,444.35  | 21,980.46  | 22,529.97  | 23,093.22  | 23,670.55  | 24,262.30  | 24,868.87  | 25,490.59  | 26,127.86  | 26,781.06  | 27,450.57  | 28,136.85  | 1     |
| 2     | 19,427.53  | 19,913.20  | 20,411.04  | 20,921.32  | 21,444.35  | 21,980.46  | 22,529.97  | 23,093.22  | 23,670.55  | 24,262.30  | 24,868.87  | 25,490.59  | 26,127.86  | 26,781.06  | 27,450.57  | 28,136.85  | 28,840.27  | 29,561.28  | 2     |
| 3     | 20,411.04  | 20,921.32  | 21,444.35  | 21,980.46  | 22,529.97  | 23,093.22  | 23,670.55  | 24,262.30  | 24,868.87  | 25,490.59  | 26,127.86  | 26,781.06  | 27,450.57  | 28,136.85  | 28,840.27  | 29,561.28  | 30,300.30  | 31,057.81  | 3     |
| 4     | 21,444.35  | 21,980.46  | 22,529.97  | 23,093.22  | 23,670.55  | 24,262.30  | 24,868.87  | 25,490.59  | 26,127.86  | 26,781.06  | 27,450.57  | 28,136.85  | 28,840.27  | 29,561.28  | 30,300.30  | 31,057.81  | 31,834.25  | 32,630.11  | 4     |
| 5     | 22,529.97  | 23,093.22  | 23,670.55  | 24,262.30  | 24,868.87  | 25,490.59  | 26,127.86  | 26,781.06  | 27,450.57  | 28,136.85  | 28,840.27  | 29,561.28  | 30,300.30  | 31,057.81  | 31,834.25  | 32,630.11  | 33,445.87  | 34,282.01  | 5     |
| 6     | 23,670.55  | 24,262.30  | 24,868.87  | 25,490.59  | 26,127.86  | 26,781.06  | 27,450.57  | 28,136.85  | 28,840.27  | 29,561.28  | 30,300.30  | 31,057.81  | 31,834.25  | 32,630.11  | 33,445.87  | 34,282.01  | 35,139.06  | 36,017.54  | 6     |
| 7     | 24,868.87  | 25,490.59  | 26,127.86  | 26,781.06  | 27,450.57  | 28,136.85  | 28,840.27  | 29,561.28  | 30,300.30  | 31,057.81  | 31,834.25  | 32,630.11  | 33,445.87  | 34,282.01  | 35,139.06  | 36,017.54  | 36,917.97  | 37,840.93  | 7     |
| 8     | 26,127.86  | 26,781.06  | 27,450.57  | 28,136.85  | 28,840.27  | 29,561.28  | 30,300.30  | 31,057.81  | 31,834.25  | 32,630.11  | 33,445.87  | 34,282.01  | 35,139.06  | 36,017.54  | 36,917.97  | 37,840.93  | 38,786.95  | 39,756.63  | 8     |
| 9     | 27,450.57  | 28,136.85  | 28,840.27  | 29,561.28  | 30,300.30  | 31,057.81  | 31,834.25  | 32,630.11  | 33,445.87  | 34,282.01  | 35,139.06  | 36,017.54  | 36,917.97  | 37,840.93  | 38,786.95  | 39,756.63  | 40,750.54  | 41,769.30  | 9     |
| 10    | 28,840.27  | 29,561.28  | 30,300.30  | 31,057.81  | 31,834.25  | 32,630.11  | 33,445.87  | 34,282.01  | 35,139.06  | 36,017.54  | 36,917.97  | 37,840.93  | 38,786.95  | 39,756.63  | 40,750.54  | 41,769.30  | 42,813.54  | 43,883.87  | 10    |
| 11    | 30,300.30  | 31,057.81  | 31,834.25  | 32,630.11  | 33,445.87  | 34,282.01  | 35,139.06  | 36,017.54  | 36,917.97  | 37,840.93  | 38,786.95  | 39,756.63  | 40,750.54  | 41,769.30  | 42,813.54  | 43,883.87  | 44,980.97  | 46,105.50  | 11    |
| 12    | 31,834.25  | 32,630.11  | 33,445.87  | 34,282.01  | 35,139.06  | 36,017.54  | 36,917.97  | 37,840.93  | 38,786.95  | 39,756.63  | 40,750.54  | 41,769.30  | 42,813.54  | 43,883.87  | 44,980.97  | 46,105.50  | 47,258.13  | 48,439.59  | 12    |
| 13    | 33,445.87  | 34,282.01  | 35,139.06  | 36,017.54  | 36,917.97  | 37,840.93  | 38,786.95  | 39,756.63  | 40,750.54  | 41,769.30  | 42,813.54  | 43,883.87  | 44,980.97  | 46,105.50  | 47,258.13  | 48,439.59  | 49,650.58  | 50,891.84  | 13    |
| 14    | 35,139.06  | 36,017.54  | 36,917.97  | 37,840.93  | 38,786.95  | 39,756.63  | 40,750.54  | 41,769.30  | 42,813.54  | 43,883.87  | 44,980.97  | 46,105.50  | 47,258.13  | 48,439.59  | 49,650.58  | 50,891.84  | 52,164.13  | 53,468.23  | 14    |
| 15    | 36,917.97  | 37,840.93  | 38,786.95  | 39,756.63  | 40,750.54  | 41,769.30  | 42,813.54  | 43,883.87  | 44,980.97  | 46,105.50  | 47,258.13  | 48,439.59  | 49,650.58  | 50,891.84  | 52,164.13  | 53,468.23  | 54,804.94  | 56,175.07  | 15    |
| 16    | 38,786.95  | 39,756.63  | 40,750.54  | 41,769.30  | 42,813.54  | 43,883.87  | 44,980.97  | 46,105.50  | 47,258.13  | 48,439.59  | 49,650.58  | 50,891.84  | 52,164.13  | 53,468.23  | 54,804.94  | 56,175.07  | 57,579.45  | 59,018.94  | 16    |
| 17    | 40,750.54  | 41,769.30  | 42,813.54  | 43,883.87  | 44,980.97  | 46,105.50  | 47,258.13  | 48,439.59  | 49,650.58  | 50,891.84  | 52,164.13  | 53,468.23  | 54,804.94  | 56,175.07  | 57,579.45  | 59,018.94  | 60,494.41  | 62,006.77  | 17    |
| 18    | 42,813.54  | 43,883.87  | 44,980.97  | 46,105.50  | 47,258.13  | 48,439.59  | 49,650.58  | 50,891.84  | 52,164.13  | 53,468.23  | 54,804.94  | 56,175.07  | 57,579.45  | 59,018.94  | 60,494.41  | 62,006.77  | 63,556.93  | 65,145.85  | 18    |
| 19    | 44,980.97  | 46,105.50  | 47,258.13  | 48,439.59  | 49,650.58  | 50,891.84  | 52,164.13  | 53,468.23  | 54,804.94  | 56,175.07  | 57,579.45  | 59,018.94  | 60,494.41  | 62,006.77  | 63,556.93  | 65,145.85  | 66,774.51  | 68,443.86  | 19    |
| 20    | 47,258.13  | 48,439.59  | 49,650.58  | 50,891.84  | 52,164.13  | 53,468.23  | 54,804.94  | 56,175.07  | 57,579.45  | 59,018.94  | 60,494.41  | 62,006.77  | 63,556.93  | 65,145.85  | 66,774.51  | 68,443.86  | 70,154.97  | 71,908.83  | 20    |
| 21    | 52,164.13  | 53,468.23  | 54,804.94  | 56,175.07  | 57,579.45  | 59,018.94  | 60,494.41  | 62,006.77  | 63,556.93  | 65,145.85  | 66,774.51  | 68,443.86  | 70,154.97  | 71,908.83  | 73,706.57  | 75,549.22  | 77,437.95  | 79,373.91  | 21    |
| 22    | 57,579.45  | 59,018.94  | 60,494.41  | 62,006.77  | 63,556.93  | 65,145.85  | 66,774.51  | 68,443.86  | 70,154.97  | 71,908.83  | 73,706.57  | 75,549.22  | 77,437.95  | 79,373.91  | 81,358.25  | 83,392.20  | 85,477.00  | 87,613.93  | 22    |
| 23    | 63,556.93  | 65,145.85  | 66,774.51  | 68,443.86  | 70,154.97  | 71,908.83  | 73,706.57  | 75,549.22  | 77,437.95  | 79,373.91  | 81,358.25  | 83,392.20  | 85,477.00  | 87,613.93  | 89,804.28  | 92,049.39  | 94,350.62  | 96,709.39  | 23    |
| 24    | 70,154.97  | 71,908.83  | 73,706.57  | 75,549.22  | 77,437.95  | 79,373.90  | 81,358.25  | 83,392.20  | 85,477.00  | 87,613.93  | 89,804.28  | 92,049.39  | 94,350.62  | 96,709.39  | 99,127.12  | 101,605.30 | 104,145.43 | 106,749.08 | 24    |
| 25    | 77,437.95  | 79,373.90  | 81,358.25  | 83,392.20  | 85,477.00  | 87,613.93  | 89,804.28  | 92,049.39  | 94,350.62  | 96,709.39  | 99,127.12  | 101,605.30 | 104,145.43 | 106,749.08 | 109,417.80 | 112,153.24 | 114,957.07 | 117,831.00 | 25    |
| 26    | 85,477.00  | 87,613.93  | 89,804.28  | 92,049.39  | 94,350.62  | 96,709.39  | 99,127.12  | 101,605.30 | 104,145.43 | 106,749.08 | 109,417.80 | 112,153.24 | 114,957.07 | 117,831.00 | 120,776.77 | 123,796.19 | 126,891.09 | 130,063.38 | 26    |
| 27    | 94,350.62  | 96,709.39  | 99,127.12  | 101,605.30 | 104,145.43 | 106,749.08 | 109,417.80 | 112,153.24 | 114,957.07 | 117,831.00 | 120,776.77 | 123,796.19 | 126,891.09 | 130,063.38 | 133,314.96 | 136,647.83 | 140,064.03 | 143,565.63 | 27    |
| 28    | 109,417.80 | 112,153.24 | 114,957.07 | 117,831.00 | 120,776.77 | 123,796.19 | 126,891.09 | 130,063.38 | 133,314.96 | 136,647.83 | 140,064.03 | 143,565.63 | 147,154.77 | 150,833.65 | 154,604.47 | 158,469.60 | 162,431.34 | 166,492.12 | 28    |
| 29    | 133,314.96 | 136,647.83 | 140,064.03 | 143,565.63 | 147,154.77 | 150,833.65 | 154,604.47 | 158,469.60 | 162,431.34 | 166,492.12 | 170,654.42 | 174,920.79 | 179,293.80 | 183,776.14 | 188,370.56 | 193,079.81 | 197,906.82 | 202,854.48 | 29    |

**Above schedule includes:**

*1.0% Pay adjustment as of 01/01/2020 (COLA)*

**Columbus Consolidated Government Pay Plan - Effective 01/01/2020  
ANNUAL SALARY - PENSION MEMBERS HIRED ON OR BEFORE JUNE 30, 2018**

| Grade | A          | B          | C          | D          | E          | F          | G          | H          | I          | J          | K          | L          | M          | N          | O          | P          | Q          | R          | Grade |
|-------|------------|------------|------------|------------|------------|------------|------------|------------|------------|------------|------------|------------|------------|------------|------------|------------|------------|------------|-------|
| 1     | 18,953.20  | 19,427.03  | 19,912.71  | 20,410.52  | 20,920.79  | 21,443.81  | 21,979.90  | 22,529.40  | 23,092.63  | 23,669.95  | 24,261.70  | 24,868.23  | 25,489.95  | 26,127.20  | 26,780.38  | 27,449.89  | 28,136.13  | 28,839.54  | 1     |
| 2     | 19,912.71  | 20,410.52  | 20,920.79  | 21,443.81  | 21,979.90  | 22,529.40  | 23,092.63  | 23,669.95  | 24,261.70  | 24,868.23  | 25,489.95  | 26,127.20  | 26,780.38  | 27,449.89  | 28,136.13  | 28,839.54  | 29,560.53  | 30,299.55  | 2     |
| 3     | 20,920.79  | 21,443.81  | 21,979.90  | 22,529.40  | 23,092.63  | 23,669.95  | 24,261.70  | 24,868.23  | 25,489.95  | 26,127.20  | 26,780.38  | 27,449.89  | 28,136.13  | 28,839.54  | 29,560.53  | 30,299.55  | 31,057.03  | 31,833.45  | 3     |
| 4     | 21,979.90  | 22,529.40  | 23,092.63  | 23,669.95  | 24,261.70  | 24,868.23  | 25,489.95  | 26,127.20  | 26,780.38  | 27,449.89  | 28,136.13  | 28,839.54  | 29,560.53  | 30,299.55  | 31,057.03  | 31,833.45  | 32,629.29  | 33,445.02  | 4     |
| 5     | 23,092.63  | 23,669.95  | 24,261.70  | 24,868.23  | 25,489.95  | 26,127.20  | 26,780.38  | 27,449.89  | 28,136.13  | 28,839.54  | 29,560.53  | 30,299.55  | 31,057.03  | 31,833.45  | 32,629.29  | 33,445.02  | 34,281.15  | 35,138.18  | 5     |
| 6     | 24,261.70  | 24,868.23  | 25,489.95  | 26,127.20  | 26,780.38  | 27,449.89  | 28,136.13  | 28,839.54  | 29,560.53  | 30,299.55  | 31,057.03  | 31,833.45  | 32,629.29  | 33,445.02  | 34,281.15  | 35,138.18  | 36,016.63  | 36,917.05  | 6     |
| 7     | 25,489.95  | 26,127.20  | 26,780.38  | 27,449.89  | 28,136.13  | 28,839.54  | 29,560.53  | 30,299.55  | 31,057.03  | 31,833.45  | 32,629.29  | 33,445.02  | 34,281.15  | 35,138.18  | 36,016.63  | 36,917.05  | 37,839.97  | 38,785.97  | 7     |
| 8     | 26,780.38  | 27,449.89  | 28,136.13  | 28,839.54  | 29,560.53  | 30,299.55  | 31,057.03  | 31,833.45  | 32,629.29  | 33,445.02  | 34,281.15  | 35,138.18  | 36,016.63  | 36,917.05  | 37,839.97  | 38,785.97  | 39,755.62  | 40,749.51  | 8     |
| 9     | 28,136.13  | 28,839.54  | 29,560.53  | 30,299.55  | 31,057.03  | 31,833.45  | 32,629.29  | 33,445.02  | 34,281.15  | 35,138.18  | 36,016.63  | 36,917.05  | 37,839.97  | 38,785.97  | 39,755.62  | 40,749.51  | 41,768.24  | 42,812.46  | 9     |
| 10    | 29,560.53  | 30,299.55  | 31,057.03  | 31,833.45  | 32,629.29  | 33,445.02  | 34,281.15  | 35,138.18  | 36,016.63  | 36,917.05  | 37,839.97  | 38,785.97  | 39,755.62  | 40,749.51  | 41,768.24  | 42,812.46  | 43,882.77  | 44,979.83  | 10    |
| 11    | 31,057.03  | 31,833.45  | 32,629.29  | 33,445.02  | 34,281.15  | 35,138.18  | 36,016.63  | 36,917.05  | 37,839.97  | 38,785.97  | 39,755.62  | 40,749.51  | 41,768.24  | 42,812.46  | 43,882.77  | 44,979.83  | 46,104.33  | 47,256.94  | 11    |
| 12    | 32,629.29  | 33,445.02  | 34,281.15  | 35,138.18  | 36,016.63  | 36,917.05  | 37,839.97  | 38,785.97  | 39,755.62  | 40,749.51  | 41,768.24  | 42,812.46  | 43,882.77  | 44,979.83  | 46,104.33  | 47,256.94  | 48,438.36  | 49,649.33  | 12    |
| 13    | 34,281.15  | 35,138.18  | 36,016.63  | 36,917.05  | 37,839.97  | 38,785.97  | 39,755.62  | 40,749.51  | 41,768.24  | 42,812.46  | 43,882.77  | 44,979.83  | 46,104.33  | 47,256.94  | 48,438.36  | 49,649.33  | 50,890.56  | 52,162.82  | 13    |
| 14    | 36,016.63  | 36,917.05  | 37,839.97  | 38,785.97  | 39,755.62  | 40,749.51  | 41,768.24  | 42,812.46  | 43,882.77  | 44,979.83  | 46,104.33  | 47,256.94  | 48,438.36  | 49,649.33  | 50,890.56  | 52,162.82  | 53,466.89  | 54,803.55  | 14    |
| 15    | 37,839.97  | 38,785.97  | 39,755.62  | 40,749.51  | 41,768.24  | 42,812.46  | 43,882.77  | 44,979.83  | 46,104.33  | 47,256.94  | 48,438.36  | 49,649.33  | 50,890.56  | 52,162.82  | 53,466.89  | 54,803.55  | 56,173.65  | 57,577.99  | 15    |
| 16    | 39,755.62  | 40,749.51  | 41,768.24  | 42,812.46  | 43,882.77  | 44,979.83  | 46,104.33  | 47,256.94  | 48,438.36  | 49,649.33  | 50,890.56  | 52,162.82  | 53,466.89  | 54,803.55  | 56,173.65  | 57,577.99  | 59,017.44  | 60,492.89  | 16    |
| 17    | 41,768.24  | 42,812.46  | 43,882.77  | 44,979.83  | 46,104.33  | 47,256.94  | 48,438.36  | 49,649.33  | 50,890.56  | 52,162.82  | 53,466.89  | 54,803.55  | 56,173.65  | 57,577.99  | 59,017.44  | 60,492.89  | 62,005.21  | 63,555.34  | 17    |
| 18    | 43,882.77  | 44,979.83  | 46,104.33  | 47,256.94  | 48,438.36  | 49,649.33  | 50,890.56  | 52,162.82  | 53,466.89  | 54,803.55  | 56,173.65  | 57,577.99  | 59,017.44  | 60,492.89  | 62,005.21  | 63,555.34  | 65,144.21  | 66,772.81  | 18    |
| 19    | 46,104.33  | 47,256.94  | 48,438.36  | 49,649.33  | 50,890.56  | 52,162.82  | 53,466.89  | 54,803.55  | 56,173.65  | 57,577.99  | 59,017.44  | 60,492.89  | 62,005.21  | 63,555.34  | 65,144.21  | 66,772.81  | 68,442.14  | 70,153.19  | 19    |
| 20    | 48,438.36  | 49,649.33  | 50,890.56  | 52,162.82  | 53,466.89  | 54,803.55  | 56,173.65  | 57,577.99  | 59,017.44  | 60,492.89  | 62,005.21  | 63,555.34  | 65,144.21  | 66,772.81  | 68,442.14  | 70,153.19  | 71,907.03  | 73,704.69  | 20    |
| 21    | 53,466.89  | 54,803.55  | 56,173.65  | 57,577.99  | 59,017.44  | 60,492.89  | 62,005.21  | 63,555.34  | 65,144.21  | 66,772.81  | 68,442.14  | 70,153.19  | 71,907.03  | 73,704.69  | 75,547.33  | 77,436.00  | 79,371.90  | 81,356.20  | 21    |
| 22    | 59,017.44  | 60,492.89  | 62,005.21  | 63,555.34  | 65,144.21  | 66,772.81  | 68,442.14  | 70,153.19  | 71,907.03  | 73,704.69  | 75,547.33  | 77,436.00  | 79,371.90  | 81,356.20  | 83,390.10  | 85,474.85  | 87,611.71  | 89,802.01  | 22    |
| 23    | 65,144.21  | 66,772.81  | 68,442.14  | 70,153.19  | 71,907.03  | 73,704.69  | 75,547.33  | 77,436.00  | 79,371.90  | 81,356.20  | 83,390.10  | 85,474.85  | 87,611.71  | 89,802.01  | 92,047.07  | 94,348.24  | 96,706.95  | 99,124.63  | 23    |
| 24    | 71,907.03  | 73,704.69  | 75,547.33  | 77,436.00  | 79,371.90  | 81,356.19  | 83,390.10  | 85,474.85  | 87,611.71  | 89,802.01  | 92,047.07  | 94,348.24  | 96,706.95  | 99,124.63  | 101,602.73 | 104,142.80 | 106,746.37 | 109,415.04 | 24    |
| 25    | 79,371.90  | 81,356.19  | 83,390.10  | 85,474.85  | 87,611.71  | 89,802.01  | 92,047.07  | 94,348.24  | 96,706.95  | 99,124.63  | 101,602.73 | 104,142.80 | 106,746.37 | 109,415.04 | 112,150.41 | 114,954.17 | 117,828.03 | 120,773.73 | 25    |
| 26    | 87,611.71  | 89,802.01  | 92,047.07  | 94,348.24  | 96,706.95  | 99,124.63  | 101,602.73 | 104,142.80 | 106,746.37 | 109,415.04 | 112,150.41 | 114,954.17 | 117,828.03 | 120,773.73 | 123,793.07 | 126,887.89 | 130,060.09 | 133,311.60 | 26    |
| 27    | 96,706.95  | 99,124.63  | 101,602.73 | 104,142.80 | 106,746.37 | 109,415.04 | 112,150.41 | 114,954.17 | 117,828.03 | 120,773.73 | 123,793.07 | 126,887.89 | 130,060.09 | 133,311.60 | 136,644.39 | 140,060.49 | 143,562.01 | 147,151.06 | 27    |
| 28    | 112,150.41 | 114,954.17 | 117,828.03 | 120,773.73 | 123,793.07 | 126,887.89 | 130,060.09 | 133,311.60 | 136,644.39 | 140,060.49 | 143,562.01 | 147,151.06 | 150,829.84 | 154,600.59 | 158,465.59 | 162,427.24 | 166,487.92 | 170,650.12 | 28    |
| 29    | 136,644.39 | 140,060.49 | 143,562.01 | 147,151.06 | 150,829.84 | 154,600.59 | 158,465.59 | 162,427.24 | 166,487.92 | 170,650.12 | 174,916.36 | 179,289.28 | 183,771.51 | 188,365.79 | 193,074.95 | 197,901.82 | 202,849.37 | 207,920.60 | 29    |

**Above schedule includes:**

1.0 % Pay adjustment as of 01/01/2020 (Pay Increase)


1.0% Pay adjustment as of 01/01/2020 (COLA)

**Columbus Consolidated Government Pay Plan - Effective 01/01/2020**  
**ANNUAL SALARY - NON-PENSION MEMBERS**

| Grade | A          | B          | C          | D          | E          | F          | G          | H          | I          | J          | K          | L          | M          | N          | O          | P          | Q          | R          | Grade |
|-------|------------|------------|------------|------------|------------|------------|------------|------------|------------|------------|------------|------------|------------|------------|------------|------------|------------|------------|-------|
| 1     | 17,773.35  | 18,217.68  | 18,673.13  | 19,139.96  | 19,618.45  | 20,108.92  | 20,611.64  | 21,126.94  | 21,655.10  | 22,196.48  | 22,751.40  | 23,320.18  | 23,903.18  | 24,500.76  | 25,113.28  | 25,741.11  | 26,384.63  | 27,044.26  | 1     |
| 2     | 18,673.13  | 19,139.96  | 19,618.45  | 20,108.92  | 20,611.64  | 21,126.94  | 21,655.10  | 22,196.48  | 22,751.40  | 23,320.18  | 23,903.18  | 24,500.76  | 25,113.28  | 25,741.11  | 26,384.63  | 27,044.26  | 27,720.36  | 28,413.38  | 2     |
| 3     | 19,618.45  | 20,108.92  | 20,611.64  | 21,126.94  | 21,655.10  | 22,196.48  | 22,751.40  | 23,320.18  | 23,903.18  | 24,500.76  | 25,113.28  | 25,741.11  | 26,384.63  | 27,044.26  | 27,720.36  | 28,413.38  | 29,123.70  | 29,851.79  | 3     |
| 4     | 20,611.64  | 21,126.94  | 21,655.10  | 22,196.48  | 22,751.40  | 23,320.18  | 23,903.18  | 24,500.76  | 25,113.28  | 25,741.11  | 26,384.63  | 27,044.26  | 27,720.36  | 28,413.38  | 29,123.70  | 29,851.79  | 30,598.09  | 31,363.04  | 4     |
| 5     | 21,655.10  | 22,196.48  | 22,751.40  | 23,320.18  | 23,903.18  | 24,500.76  | 25,113.28  | 25,741.11  | 26,384.63  | 27,044.26  | 27,720.36  | 28,413.38  | 29,123.70  | 29,851.79  | 30,598.09  | 31,363.04  | 32,147.11  | 32,950.80  | 5     |
| 6     | 22,751.40  | 23,320.18  | 23,903.18  | 24,500.76  | 25,113.28  | 25,741.11  | 26,384.63  | 27,044.26  | 27,720.36  | 28,413.38  | 29,123.70  | 29,851.79  | 30,598.09  | 31,363.04  | 32,147.11  | 32,950.80  | 33,774.57  | 34,618.94  | 6     |
| 7     | 23,903.18  | 24,500.76  | 25,113.28  | 25,741.11  | 26,384.63  | 27,044.26  | 27,720.36  | 28,413.38  | 29,123.70  | 29,851.79  | 30,598.09  | 31,363.04  | 32,147.11  | 32,950.80  | 33,774.57  | 34,618.94  | 35,484.40  | 36,371.52  | 7     |
| 8     | 25,113.28  | 25,741.11  | 26,384.63  | 27,044.26  | 27,720.36  | 28,413.38  | 29,123.70  | 29,851.79  | 30,598.09  | 31,363.04  | 32,147.11  | 32,950.80  | 33,774.57  | 34,618.94  | 35,484.40  | 36,371.52  | 37,280.81  | 38,212.83  | 8     |
| 9     | 26,384.63  | 27,044.26  | 27,720.36  | 28,413.38  | 29,123.70  | 29,851.79  | 30,598.09  | 31,363.04  | 32,147.11  | 32,950.80  | 33,774.57  | 34,618.94  | 35,484.40  | 36,371.52  | 37,280.81  | 38,212.83  | 39,168.15  | 40,147.35  | 9     |
| 10    | 27,720.36  | 28,413.38  | 29,123.70  | 29,851.79  | 30,598.09  | 31,363.04  | 32,147.11  | 32,950.80  | 33,774.57  | 34,618.94  | 35,484.40  | 36,371.52  | 37,280.81  | 38,212.83  | 39,168.15  | 40,147.35  | 41,151.04  | 42,179.80  | 10    |
| 11    | 29,123.70  | 29,851.79  | 30,598.09  | 31,363.04  | 32,147.11  | 32,950.80  | 33,774.57  | 34,618.94  | 35,484.40  | 36,371.52  | 37,280.81  | 38,212.83  | 39,168.15  | 40,147.35  | 41,151.04  | 42,179.80  | 43,234.31  | 44,315.16  | 11    |
| 12    | 30,598.09  | 31,363.04  | 32,147.11  | 32,950.80  | 33,774.57  | 34,618.94  | 35,484.40  | 36,371.52  | 37,280.81  | 38,212.83  | 39,168.15  | 40,147.35  | 41,151.04  | 42,179.80  | 43,234.31  | 44,315.16  | 45,423.05  | 46,558.62  | 12    |
| 13    | 32,147.11  | 32,950.80  | 33,774.57  | 34,618.94  | 35,484.40  | 36,371.52  | 37,280.81  | 38,212.83  | 39,168.15  | 40,147.35  | 41,151.04  | 42,179.80  | 43,234.31  | 44,315.16  | 45,423.05  | 46,558.62  | 47,722.58  | 48,915.65  | 13    |
| 14    | 33,774.57  | 34,618.94  | 35,484.40  | 36,371.52  | 37,280.81  | 38,212.83  | 39,168.15  | 40,147.35  | 41,151.04  | 42,179.80  | 43,234.31  | 44,315.16  | 45,423.05  | 46,558.62  | 47,722.58  | 48,915.65  | 50,138.53  | 51,392.00  | 14    |
| 15    | 35,484.40  | 36,371.52  | 37,280.81  | 38,212.83  | 39,168.15  | 40,147.35  | 41,151.04  | 42,179.80  | 43,234.31  | 44,315.16  | 45,423.05  | 46,558.62  | 47,722.58  | 48,915.65  | 50,138.53  | 51,392.00  | 52,676.81  | 53,993.73  | 15    |
| 16    | 37,280.81  | 38,212.83  | 39,168.15  | 40,147.35  | 41,151.04  | 42,179.80  | 43,234.31  | 44,315.16  | 45,423.05  | 46,558.62  | 47,722.58  | 48,915.65  | 50,138.53  | 51,392.00  | 52,676.81  | 53,993.73  | 55,343.57  | 56,727.15  | 16    |
| 17    | 39,168.15  | 40,147.35  | 41,151.04  | 42,179.80  | 43,234.31  | 44,315.16  | 45,423.05  | 46,558.62  | 47,722.58  | 48,915.65  | 50,138.53  | 51,392.00  | 52,676.81  | 53,993.73  | 55,343.57  | 56,727.15  | 58,145.33  | 59,598.97  | 17    |
| 18    | 41,151.04  | 42,179.80  | 43,234.31  | 44,315.16  | 45,423.05  | 46,558.62  | 47,722.58  | 48,915.65  | 50,138.53  | 51,392.00  | 52,676.81  | 53,993.73  | 55,343.57  | 56,727.15  | 58,145.33  | 59,598.97  | 61,088.94  | 62,616.16  | 18    |
| 19    | 43,234.31  | 44,315.16  | 45,423.05  | 46,558.62  | 47,722.58  | 48,915.65  | 50,138.53  | 51,392.00  | 52,676.81  | 53,993.73  | 55,343.57  | 56,727.15  | 58,145.33  | 59,598.97  | 61,088.94  | 62,616.16  | 64,181.57  | 65,786.10  | 19    |
| 20    | 45,423.05  | 46,558.62  | 47,722.58  | 48,915.65  | 50,138.53  | 51,392.00  | 52,676.81  | 53,993.73  | 55,343.57  | 56,727.15  | 58,145.33  | 59,598.97  | 61,088.94  | 62,616.16  | 64,181.57  | 65,786.10  | 67,430.76  | 69,116.52  | 20    |
| 21    | 50,138.53  | 51,392.00  | 52,676.81  | 53,993.73  | 55,343.57  | 56,727.15  | 58,145.33  | 59,598.97  | 61,088.94  | 62,616.16  | 64,181.57  | 65,786.10  | 67,430.76  | 69,116.52  | 70,844.44  | 72,615.55  | 74,430.94  | 76,291.72  | 21    |
| 22    | 55,343.57  | 56,727.15  | 58,145.33  | 59,598.97  | 61,088.94  | 62,616.16  | 64,181.57  | 65,786.10  | 67,430.76  | 69,116.52  | 70,844.44  | 72,615.55  | 74,430.94  | 76,291.72  | 78,199.00  | 80,153.98  | 82,157.83  | 84,211.78  | 22    |
| 23    | 61,088.94  | 62,616.16  | 64,181.57  | 65,786.10  | 67,430.76  | 69,116.52  | 70,844.44  | 72,615.55  | 74,430.94  | 76,291.72  | 78,199.00  | 80,153.98  | 82,157.83  | 84,211.78  | 86,317.07  | 88,475.00  | 90,686.88  | 92,954.05  | 23    |
| 24    | 67,430.76  | 69,116.52  | 70,844.44  | 72,615.55  | 74,430.94  | 76,291.71  | 78,199.00  | 80,153.98  | 82,157.83  | 84,211.78  | 86,317.07  | 88,475.00  | 90,686.88  | 92,954.05  | 95,277.89  | 97,659.84  | 100,101.34 | 102,603.88 | 24    |
| 25    | 74,430.94  | 76,291.71  | 78,199.00  | 80,153.98  | 82,157.83  | 84,211.78  | 86,317.07  | 88,475.00  | 90,686.88  | 92,954.05  | 95,277.89  | 97,659.84  | 100,101.34 | 102,603.88 | 105,168.97 | 107,798.20 | 110,493.15 | 113,255.48 | 25    |
| 26    | 82,157.83  | 84,211.78  | 86,317.07  | 88,475.00  | 90,686.88  | 92,954.05  | 95,277.89  | 97,659.84  | 100,101.34 | 102,603.88 | 105,168.97 | 107,798.20 | 110,493.15 | 113,255.48 | 116,086.87 | 118,989.04 | 121,963.76 | 125,012.86 | 26    |
| 27    | 90,686.88  | 92,954.05  | 95,277.89  | 97,659.84  | 100,101.34 | 102,603.88 | 105,168.97 | 107,798.20 | 110,493.15 | 113,255.48 | 116,086.87 | 118,989.04 | 121,963.76 | 125,012.86 | 128,138.17 | 131,341.63 | 134,625.17 | 137,990.80 | 27    |
| 28    | 105,168.97 | 107,798.20 | 110,493.15 | 113,255.48 | 116,086.87 | 118,989.04 | 121,963.76 | 125,012.86 | 128,138.17 | 131,341.63 | 134,625.17 | 137,990.80 | 141,440.57 | 144,976.59 | 148,601.00 | 152,316.03 | 156,123.93 | 160,027.02 | 28    |
| 29    | 128,138.17 | 131,341.63 | 134,625.17 | 137,990.80 | 141,440.57 | 144,976.59 | 148,601.00 | 152,316.03 | 156,123.93 | 160,027.02 | 164,027.71 | 168,128.39 | 172,331.61 | 176,639.89 | 181,055.89 | 185,582.30 | 190,221.85 | 194,977.39 | 29    |

1.0% Pay adjustment from UGA Pay Plan Non-Pension Members Effective 01-01-2020





This page intentionally left blank.



**COLUMBUS, GEORGIA CONSOLIDATED GOVERNMENT**

**FISCAL YEAR 2020**

**CAPITAL IMPROVEMENT PROGRAM**

## **INTRODUCTION**

---

### **CAPITAL PROJECTS BACKGROUND**

The Columbus Consolidated Government (“CCG”) has operated a capital program since its consolidation in 1971. The program, which was originally supported by the General, Sewer and Paving operating funds, has historically been used for infrastructure such as road construction, drainage improvements, technology support and miscellaneous project fund reserve. Today, the Sewer and Paving Funds are supported primarily by property tax revenue, while the General Fund is funded from property, utility, sales and other taxes, as well as miscellaneous other revenues.

The Integrated Waste Management Fund was added in 1994 to account for capital projects related to the construction and expansion of landfills. This fund is supported by service charges from residential and commercial waste collection and management.

In addition to Capital Improvement Project (CIP) Funds which are supported by Operating Funds, from time to time CCG finances projects either through debt issuance or contractual debt issued through the Columbus Building Authority (the “Authority”). The Authority was created by Article VII, Sec. VI, Pa. 1 of the Constitution of Georgia of 1945, as amended and ratified at the general election of November 5, 1968 (Ga. L. 1966, Pg. 946). The Authority provides a means to issue revenue certificates to acquire, construct, equip, maintain, and operate self-liquidating projects embracing buildings and facilities for use by the Consolidated Government of Columbus, Georgia. Debt service for Authority issued bonds is funded through the Debt Service Fund, an Operating Fund of CCG.

In 1999, the citizens of Columbus voted to renew the 1993 1¢ Special Local Option Sales Tax (“SPLOST”). The renewed SPLOST provided funding for approximately \$255,000,000 of capital projects used for public safety, economic development, recreation, transportation, a citizens’ service center, storm water drainage improvements, flood abatement, road, street, and bridge construction/repair, a county library, and governmental, proprietary, and administrative purposes of the SPLOST. The projects were financed with equally distributed revenues and constructed as SPLOST cash flow allowed over a nine-year time span. In 2010, SPLOST collections ended.

In July of 2008, the citizens of Columbus voted to approve a new Local Option Sales Tax (referred to as the “Other LOST”) that would allocate a one-cent sales tax to help raise funding for the city. Seventy percent of the tax revenue is devoted to Public Safety. Public safety expenditures have included the addition of 100 police officers, adding new patrol zones, building police precincts, replacing fire stations, building a jail addition, hiring Sheriff personnel, and annually paying every city law enforcement officer a supplement (this year, \$3,121). The remaining thirty percent has been dedicated toward roads, bridges and other much needed infrastructure projects. The tax went into effect on January 1st, 2009.

On July 31, 2012 voters in the River Valley special district, of which Columbus is a part, approved a regional Transportation Special Local Option Sales Tax (“TSPLOST”). Enacted as the Transportation Investment Act of 2010, this legislation authorized the funding of designated transportation projects as determined by a regional roundtable committee of local elected officials from the region and approved by its citizens.

## **INTRODUCTION**

---

### **CAPITAL PROJECTS BUDGET/FUNDING PROCESS**

During the operating budget process, departments submit funding requests for new projects. In order to get a total project cost, budget procedure requires requests to be presented over a five-year period to include anticipated operating costs after project completion.

The CIP Committee reviews the funding requests. This Committee is comprised of the department heads associated with the ongoing capital improvement projects. These funding requests are ranked by importance and need in the community and are then forwarded to the City Manager with funding recommendations to be included in the overall Operating Budget.

All funding sources are approved by the City Council. Projects financed by the operating funds are presented in the Annual Operating Budget as inter-fund transfers or within specific departmental budgets. The appropriations are transferred to the relevant CIP funds. Projects may be financed with a variety of sources and, unlike the operating funds, CIP appropriations do not lapse at year-end.

The funding for the **\$106,508,847** of Capital Improvements Projects for the FY2020 budget is financed through the following methods (See summary of financing and projects by service type):

- **\$26,711,155** Operating fund supported:
  - **\$1,397,098** from the Sewer Fund
  - **\$1,777,033** from the Paving Fund
  - **\$300,000** from the Integrated Waste Fund
  - **\$23,237,024** from Prior Years' Fund Balances
- **\$3,337,427** from the 1999 Special Purpose Local Option Sales Tax (1999 SPLOST)
- **\$8,364,700** from Columbus Building Authority - Contractual Debt (2003A, 2003B, 2010B, 2010C Issues)
- **\$8,726,898** from the 2009 Other Local Option Sales Tax (2009 Other LOST)
- **\$59,368,668** from the 2012 Transportation Special Purpose Local Option Sales Tax (TSPLOST)

The total financing for a given project may be available at one time, while the project may take more than one fiscal year to complete. Therefore, financing sources may be higher than the project cost for that fiscal year. In this case, the total financing sources are earmarked and recorded for that project and any balance carried forward to the next fiscal year. For the TSPLOST projects, the anticipated amount to be expended in each of the next five (5) fiscal years has been shown in the detailed section, although the entire amount of the remaining funding for FY19 and beyond has been included in the total financing sources. For recurring expenditures that are anticipated for each of the next five (5) fiscal years, the estimated amount that is expected to be allocated in those future years has been shown. However, it is important to note that ONLY the FY20 apportionment has been adopted as part of the FY2020 Adopted Budget, because according to the City's charter, only one year of budget appropriations can be officially adopted each budget cycle by Council. Apportionment for future years has not yet been approved or adopted and is presented for discussion and planning purposes only.

## **INTRODUCTION**

---

### CAPITAL PROJECTS OVERVIEW

This document is a comprehensive overview of projects currently funded by the Consolidated Government. The projects are grouped by service type. The project groups are:

#### ***\$7,008,920***

**MANAGEMENT** – Incorporated in this group are projects which will impact the general function and management of CCG. Projects may include land acquisition and development, facilities and infrastructure construction and renovation not directly associated with any other service classification. These projects are typically funded with contributions to the CIP Fund from the operating funds. The summary and each service type category and detail pages of the individual projects composing the service type are behind the Management tab.

#### ***\$95,994***

**PARKS, RECREATION & LEISURE** – All costs associated with the land acquisition and park development, facilities construction and renovation of gymnasiums, museums, recreation centers, marinas, courts, and fields and other facilities and infrastructure associated with recreational and leisure activities. These projects have been primarily financed by the SPLOST but also receive funding from the General Fund, grants and private contributions. The summary and each service type category and detail pages of the individual projects composing the service type are behind the Parks, Recreation & Leisure tab.

#### ***\$1,909,545***

**PUBLIC SAFETY/CRIMINAL JUSTICE** – All projects related to the delivery of Courts, Police, Fire, Sheriff, Marshal, Emergency Medical and Correction services are recorded in this section. These projects are typically funded by the General Fund but may be financed through debt and other sources. The summary and each service type category and detail pages of the individual projects composing the service type are behind the Public Safety/Criminal Justice tab.

#### ***\$11,509,740***

**DRAINAGE** – Projects classified as drainage are primarily concerned with storm water control, flood prevention and soil conservation. Sewer construction and renovations, open ditch and stream bank stabilization, and retention pond improvements are found in this section. The summary and each service type category and detail pages of the individual projects composing the service type are behind the Drainage tab.

#### ***\$25,225,295***

**TRANSPORTATION** - All modes of transportation for motorized and non-motorized vehicular and pedestrian traffic are included here. Projects may be land and right-of-way acquisition, traffic signalization, road, sidewalks, and path or trail construction. Road projects are primarily funded through contributions from the Paving Fund. Other financing sources may include SPLOST or bond issues. The summary and each service type category and detail pages of the individual projects composing the service type are behind the Transportation tab.

## **INTRODUCTION**

---

### ***\$59,368,668***

**TSPLOST**- All of the projects included in this category have been specifically identified as TSPLOST projects. In 2012, three regions approved by referendum the adoption of the TSPLOST, or Transportation Special Local Option Sales Tax. Columbus/Muscogee lies within the 16-county region known as the River Valley region (T-08). Each month, Muscogee receives a distribution equating to an apportioned amount of TSPLOST collections in the River Valley region as part of its discretionary funding under this tax referendum. Discretionary funds may be used at Council's direction and discretion for transportation projects. The majority of TSPLOST funding is non-discretionary and is allocated according to those projects specifically approved under this taxation program.

### ***\$1,390,686***

**ENVIRONMENTAL** – This category primarily shows projects associated with the landfills. Other projects may include urban re-forestation, streetscapes and gateway projects. The summary and each service type category and detail pages of the individual projects composing the service type are behind the Environmental tab.

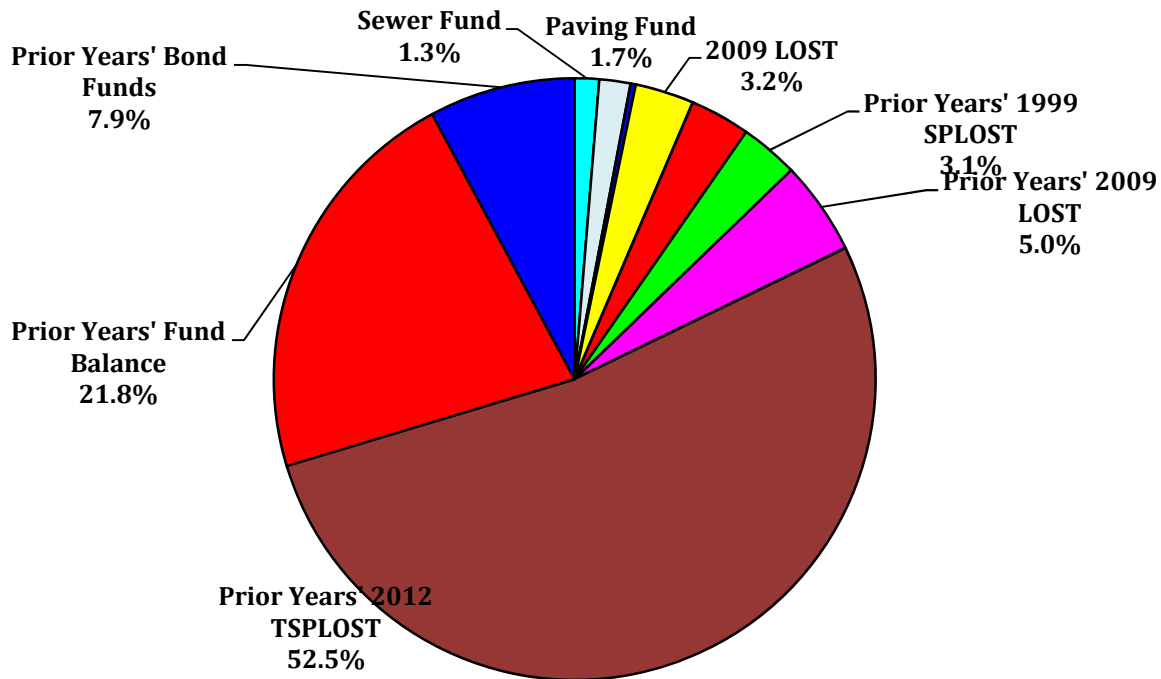
Capital Improvement Projects project budgets may include any of the following basic costs commonly associated with a CIP Project:

- Renovation or expansion of existing facilities
- Initial feasibility study for new facilities/infrastructure
- Land acquisition, site improvements, development
- Construction of new facility/infrastructure
- Management/administrative costs
- Equipment and furnishings associated with the project

# CIP PROJECT SUMMARY

## FY20 FINANCING METHOD

**\$106,508,847**



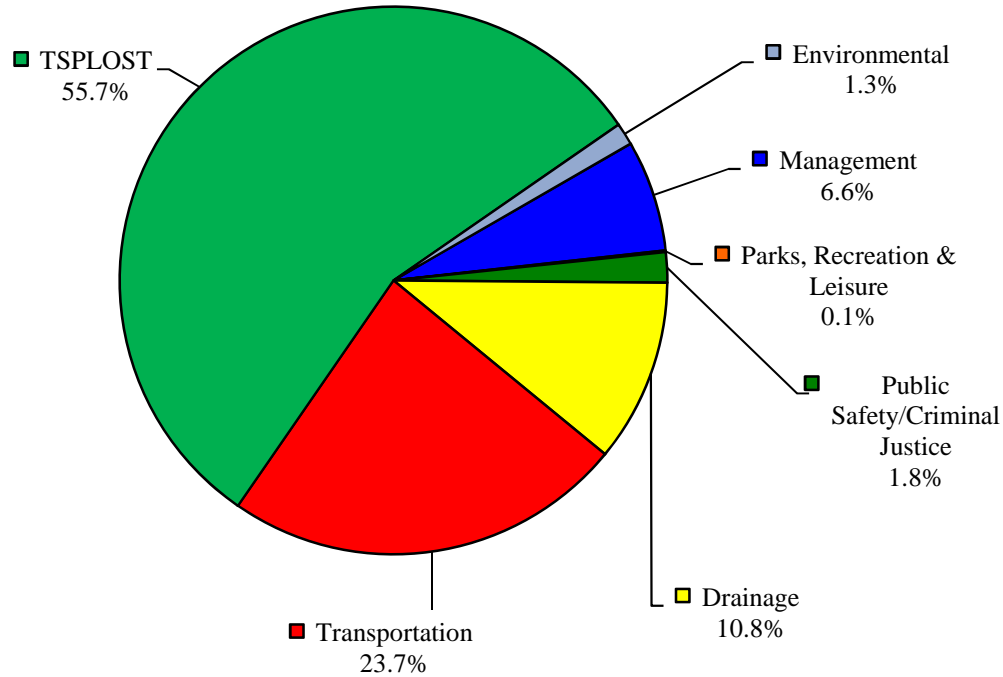
## FY20 FINANCING FOR PROJECTS

| METHOD/SOURCE             | AMOUNT                |
|---------------------------|-----------------------|
| General Fund              | \$ -                  |
| Sewer Fund                | 1,397,098             |
| Paving Fund               | 1,777,033             |
| Integrated Waste Fund     | 300,000               |
| Bond Proceeds             | -                     |
| 2009 LOST                 | 3,363,610             |
| 2012 TSPLOST              | 3,444,534             |
| 1999 Sales Tax            | -                     |
| Prior Years' 1999 SPLOST  | 3,337,427             |
| Prior Years' 2009 LOST    | 5,363,288             |
| Prior Years' 2012 TSPLOST | 55,924,134            |
| Prior Years' Fund Balance | 23,237,024            |
| Prior Years' Bond Funds   | 8,364,700             |
| <b>FY20 TOTAL</b>         | <b>\$ 106,508,847</b> |

# CIP PROJECT SUMMARY

---

## FY20 PROJECT COSTS \$106,508,847



## FY20 PROJECT COSTS

| PROJECT TYPE                   | AMOUNT                |
|--------------------------------|-----------------------|
| Management                     | \$ 7,008,920          |
| Parks, Recreation & Leisure    | 95,994                |
| Public Safety/Criminal Justice | 1,909,545             |
| Drainage                       | 11,509,740            |
| Transportation                 | 25,225,295            |
| TSPLOST                        | 59,368,668            |
| Environmental                  | 1,390,686             |
| <b>FY20 TOTAL</b>              | <b>\$ 106,508,847</b> |



# ALL CAPITAL IMPROVEMENT PROJECTS

## FIVE YEAR FORECAST ALL CAPITAL IMPROVEMENT PROJECTS

|   |  | Carryforward         | FY20                  | FY21                | FY22                | FY23                | FY24                | Total                 |
|---|--|----------------------|-----------------------|---------------------|---------------------|---------------------|---------------------|-----------------------|
| <b>FUNDING SOURCES</b>                        |  |                      |                       |                     |                     |                     |                     |                       |
| Operating Funds (General Fund, Paving, Sewer) |  | \$ 23,237,024        | \$ 3,474,131          | \$ 3,650,000        | \$ 3,650,000        | \$ 3,650,000        | \$ 4,100,000        | \$ 41,761,155         |
| Bond Proceeds                                 |  | \$ 8,364,700         |                       | \$ -                | \$ -                | \$ -                | \$ -                | \$ 8,364,700          |
| Sales Tax (2009 LOST)                         |  | \$ 5,363,288         | \$ 3,363,610          | \$ 2,857,922        | \$ 2,907,530        | \$ 2,006,254        | \$ 1,750,000        | \$ 18,248,604         |
| Sales Tax (1999 SPLOST)                       |  | \$ 3,337,427         |                       | \$ -                | \$ -                | \$ -                | \$ -                | \$ 3,337,427          |
| TSPLOST                                       |  | \$ 55,924,134        | \$ 3,444,534          | \$ 2,500,000        | \$ 2,500,000        | \$ 2,500,000        | \$ 2,500,000        | \$ 69,368,668         |
| <b>TOTAL FUNDING</b>                          |  | <b>\$ 96,226,572</b> | <b>\$ 10,282,275</b>  | <b>\$ 9,007,922</b> | <b>\$ 9,057,530</b> | <b>\$ 8,156,254</b> | <b>\$ 8,350,000</b> | <b>\$ 141,080,553</b> |
|   |  |                      | <b>\$ 106,508,847</b> |                     |                     |                     |                     |                       |
| <b>TYPE OF PROJECT</b>                        |  |                      |                       |                     |                     |                     |                     |                       |
|   |  |                      | <b>FY20</b>           | <b>FY21</b>         | <b>FY22</b>         | <b>FY23</b>         | <b>FY24</b>         | <b>Total</b>          |
| MANAGEMENT PROJECTS                           |  |                      | \$ 7,008,920          | \$ 1,557,992        | \$ 2,107,530        | \$ 1,206,254        | \$ 1,000,000        | \$ 12,880,696         |
| PARKS, RECREATION AND LEISURE                 |  |                      | \$ 95,994             | \$ -                | \$ -                | \$ -                | \$ -                | \$ 95,994             |
| PUBLIC SAFETY/CRIMINAL JUSTICE                |  |                      | \$ 1,909,545          | \$ 300,000          | \$ 300,000          | \$ 300,000          | \$ -                | \$ 2,809,545          |
| DRAINAGE/STORMWATER PROJECTS                  |  |                      | \$ 11,509,740         | \$ 1,300,000        | \$ 1,300,000        | \$ 1,300,000        | \$ 1,550,000        | \$ 16,959,740         |
| TRANSPORTATION PROJECTS                       |  |                      | \$ 25,225,295         | \$ 2,000,000        | \$ 2,000,000        | \$ 2,000,000        | \$ 2,450,000        | \$ 33,675,295         |
| TSPLOST PROJECTS *                            |  |                      | \$ 59,368,668         | \$ 2,500,000        | \$ 2,500,000        | \$ 2,500,000        | \$ 2,500,000        | \$ 69,368,668         |
| ENVIRONMENTAL/INTEGRATED WASTE                |  |                      | \$ 1,390,686          | \$ 850,000          | \$ 850,000          | \$ 850,000          | \$ 850,000          | \$ 4,790,686          |
|   |  |                      |                       |                     |                     |                     |                     |                       |
| <b>TOTAL PROJECT COSTS</b>                    |  | <b>\$ -</b>          | <b>\$ 106,508,847</b> | <b>\$ 8,507,992</b> | <b>\$ 9,057,530</b> | <b>\$ 8,156,254</b> | <b>\$ 8,350,000</b> | <b>\$ 140,580,623</b> |

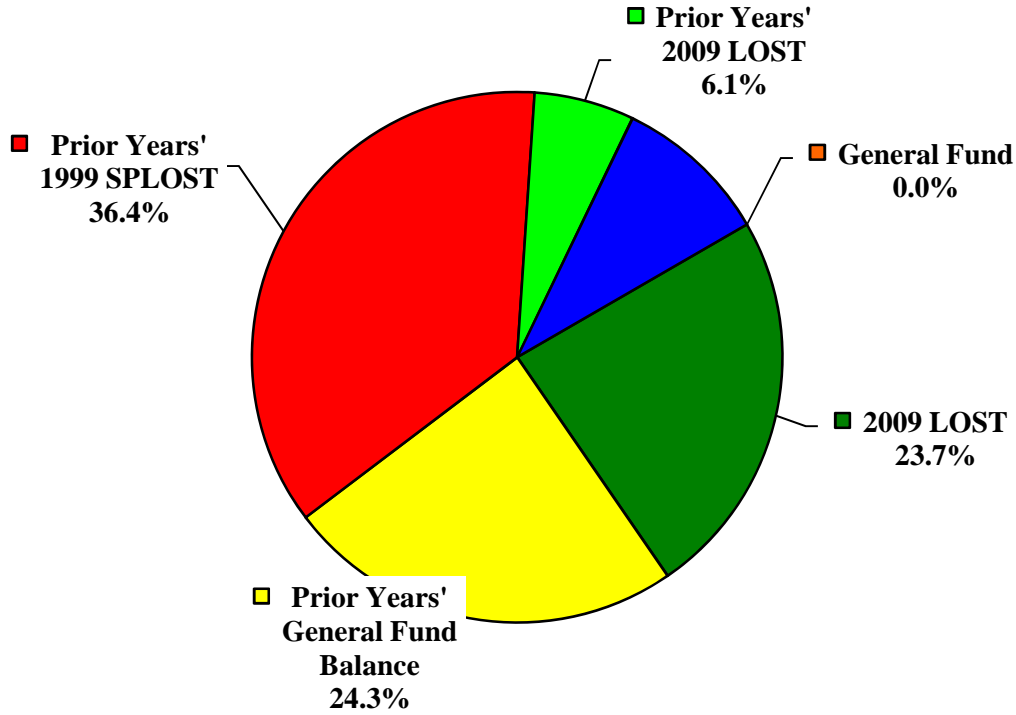
\* Please note this schedule presumes that TSPLOST projects will take up to 5 years to complete, although their entire costs are included in the FY2018 CIP Budget.

# MANAGEMENT SUMMARY

---

## FY20 FINANCING METHOD

**\$7,008,920**



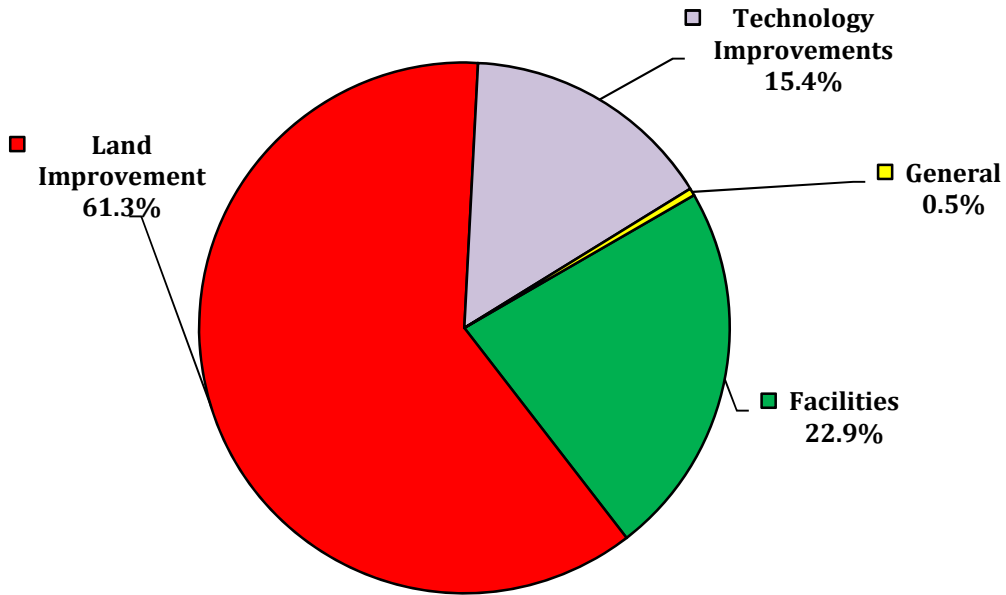
## FY20 FINANCING FOR MANAGEMENT PROJECTS

| METHOD/SOURCE                     | AMOUNT              |
|-----------------------------------|---------------------|
| General Fund                      | \$ -                |
| 1999 SPLOST                       | -                   |
| 2009 LOST                         | 1,663,610           |
| Prior Years' General Fund Balance | 1,701,877           |
| Prior Years' 1999 SPLOST          | 2,548,540           |
| Prior Years' 2009 LOST            | 428,898             |
| Prior Years' Bond Funds           | 665,995             |
| <b>FY20 TOTAL</b>                 | <b>\$ 7,008,920</b> |

# MANAGEMENT SUMMARY

---

## FY20 PROJECT COSTS \$7,008,920



## FY20 PROJECT COSTS

| TYPE OF PROJECT         | AMOUNT              |
|-------------------------|---------------------|
| Facilities              | \$ 1,602,395        |
| Land Improvement        | 4,295,782           |
| Technology Improvements | 1,078,255           |
| General                 | 32,488              |
| <b>FY20 TOTAL</b>       | <b>\$ 7,008,920</b> |

# MANAGEMENT PROJECTS SUMMARY

## FIVE YEAR FORECAST MANAGEMENT CAPITAL IMPROVEMENT PROJECTS

|   |                  | Carryforward         | FY20                | FY21        | FY22        | FY23        | Total                 |
|---|------------------|----------------------|---------------------|-------------|-------------|-------------|-----------------------|
| <b>FUNDING SOURCES</b>                  |                  |                      |                     |             |             |             |                       |
| Fund Balance                            |                  | \$ 1,701,877         | \$ -                |             |             |             | \$ 1,701,877          |
| Bond Proceeds                           |                  | \$ 665,995           |                     |             |             |             | \$ 665,995            |
| Sales Tax (2009 LOST)                   |                  | \$ 428,898           | \$ 1,663,610        |             |             |             | \$ 2,092,508          |
| Sales Tax (1999 SPLOST)                 |                  | \$ 2,548,540         |                     |             |             |             | \$ 2,548,540          |
| Balance Forward                         |                  |                      |                     |             |             |             | \$ -                  |
| <b>TOTAL FUNDING</b>                    |                  | <b>\$ 5,345,310</b>  | <b>\$ 1,663,610</b> | <b>\$ -</b> | <b>\$ -</b> | <b>\$ -</b> | <b>\$ 7,008,920</b>   |
| <b>PROJECT COSTS</b>                    |                  |                      |                     |             |             |             |                       |
|   | Type             | Prior to FY19        | FY20                | FY21        | FY22        | FY23        | Total                 |
| MCSD Library                            | Facilities       | \$ 43,214,957        | \$ -                |             |             |             | \$ 43,214,957         |
| Bull Creek Golf Course                  | Facilities       | \$ 2,232,308         | \$ 6,773            |             |             |             | \$ 2,239,081          |
| Oxbow Meadows Development               | Facilities       | \$ 15,906,781        | \$ 25,954           |             |             |             | \$ 15,932,735         |
| LOST Facilities                         | Facilities       | \$ -                 | \$ 750,000          |             |             |             | \$ 750,000            |
| Various General Fund                    | General          | \$ -                 | \$ 32,488           |             |             |             | \$ 32,488             |
| Tree Preservation and Replace           | Land Improvement | \$ 155,525           | \$ 24,924           |             |             |             | \$ 180,449            |
| Property Acquisition                    | Land Improvement | \$ 3,713,899         | \$ 45,501           |             |             |             | \$ 3,759,400          |
| NFL Improvements                        | Land Improvement | \$ 6,862,794         | \$ 1,172,357        |             |             |             | \$ 8,035,151          |
| Enterprise Zone                         | Land Improvement | \$ 4,445,117         | \$ 665,994          |             |             |             | \$ 5,111,112          |
| Liberty District Redevelopment          | Land Improvement | \$ 3,656,544         | \$ 1,343,456        |             |             |             | \$ 5,000,000          |
| Upgrade of LGFS/GHRS System             | Technology       | \$ 1,949,118         | \$ (15,806)         |             |             |             | \$ 1,933,312          |
| Health and Pension Reporting            | Technology       | \$ 131,775           | \$ 32,225           |             |             |             | \$ 164,000            |
| LOST Information Technology             | Technology       | \$ 5,321,956         | \$ 594,730          |             |             |             | \$ 5,916,685          |
| Asset Management Software               | Technology       | \$ -                 | \$ -                |             |             |             | \$ -                  |
| Radio System Maintenance                | Technology       | \$ 90,250            | \$ 9,750            |             |             |             | \$ 100,000            |
| Government Center Elevator              | Facilities       | \$ 467,800           | \$ 200              |             |             |             | \$ 468,000            |
| FEMA-GEMA Lindsey                       | Land Improvement | \$ 57,890            | \$ -                |             |             |             | \$ 57,890             |
| FEMA-GEMA Riverwalk                     | Land Improvement | \$ 445,235           | \$ -                |             |             |             | \$ 445,235            |
| FEMA-GEMA Bradley Circle                | Land Improvement | \$ 267,502           | \$ -                |             |             |             | \$ 267,502            |
| Public Works Building Roof Replacement  | Facilities       | \$ 62,520            | \$ -                |             |             |             | \$ 62,520             |
| Government Center Pipe Repair           | Facilities       | \$ 329,290           | \$ -                |             |             |             | \$ 329,290            |
| Government Center Generator             | Facilities       | \$ 149,570           | \$ -                |             |             |             | \$ 149,570            |
| Energov Upgrade                         | Facilities       | \$ 192,489           | \$ 107,511          |             |             |             | \$ 300,000            |
| New Gas Pumps and Generators            | Facilities       | \$ -                 | \$ 150,000          |             |             |             | \$ 150,000            |
| Bull Creek Golf Course Club House       | Facilities       | \$ 162,716           | \$ 16,448           |             |             |             | \$ 179,164            |
| Government Center Uninterruptible       | Facilities       | \$ 67,563            | \$ 437              |             |             |             | \$ 68,000             |
| Watershed Dams Emergency Action Plan    | General          | \$ 115,000           | \$ -                |             |             |             | \$ 115,000            |
| Benning Park Transformer Replacement    | Facilities       | \$ 94,024            | \$ 5,976            |             |             |             | \$ 100,000            |
| Riverwalk Maintenance                   | Land Improvement | \$ 64,751            | \$ -                |             |             |             | \$ 64,751             |
| Public Defender's Office Expansion      | Facilities       | \$ 169,723           | \$ -                |             |             |             | \$ 169,723            |
| Public Works 602 11th Ave Bldg Repair   | Facilities       | \$ 82,170            | \$ 238,996          |             |             |             | \$ 321,166            |
| Government Center Flooding Repairs      | Facilities       | \$ 2,084,321         | \$ -                |             |             |             | \$ 2,084,321          |
| Barngoover Cathryn Drive                | Land Improvement | \$ 587,673           | \$ 1,043,549        |             |             |             | \$ 1,631,222          |
| Roof Repair on Linwood Gatehouse        | Facilities       | \$ 24,000            | \$ -                |             |             |             | \$ 24,000             |
| Cooling Tower Government Center Repairs | Facilities       | \$ 49,900            | \$ 100              |             |             |             | \$ 50,000             |
| 311 Constituent Management System       | Technology       | \$ -                 | \$ 457,356          |             |             |             | \$ 457,356            |
| GA Ports Authority Remediation          | Facilities       | \$ -                 | \$ 300,000          |             |             |             | \$ 300,000            |
| <b>TOTAL PROJECT COSTS</b>              |                  | <b>\$ 93,155,160</b> | <b>\$ 7,008,920</b> | <b>\$ -</b> | <b>\$ -</b> | <b>\$ -</b> | <b>\$ 100,164,080</b> |

## MUSCOGEE COUNTY SCHOOL DISTRICT LIBRARY

|                                  |   |                      |                 |
|----------------------------------|---|----------------------|-----------------|
| <b>PROJECT NAME:</b>             | MCS D Library   |                      |                 |
| <b>PROJECT DESCRIPTION:</b>      | Construct new 100,000 sf state-of-the-art library to replace 50-yr old facility   |                      |                 |
| <b>BENEFIT TO THE COMMUNITY:</b> | Improved access to resources for educational, leisure and research purposes for all citizens and students in the Muscogee County area |                      |                 |
| <b>OPERATING BUDGET IMPACT:</b>  | No impact on operational budget   |                      |                 |
| <b>MANAGING DEPARTMENT:</b>      | PLANNING<br>0540 695 2120,  | <b>PROJECT TYPE:</b> | QUALITY OF LIFE |
| <b>ACCOUNT CODE:</b>             | 0556 200 2451   | <b>PROJECT NO:</b>   | 50500           |

|                              | Prior Years          | FY20        | Total                |
|------------------------------|----------------------|-------------|----------------------|
| <b>FUNDING SOURCES</b>       |                      |             |                      |
| Fund Balance                 |                      |             |                      |
| Bond Proceeds                |                      |             |                      |
| Sales Tax (1999 SPLOST)      | \$ 43,214,957        |             | \$ 43,214,957        |
| Other                        |                      |             |                      |
| Balance Forward              |                      |             |                      |
| <b>TOTAL FUNDING SOURCES</b> | <b>\$ 43,214,957</b> | <b>\$ -</b> | <b>\$ 43,214,957</b> |
| <b>PROJECT COSTS</b>         |                      |             |                      |
| Professional Services        | \$ 155,723           |             | \$ 155,723           |
| Legal                        | \$ 211,607           |             | \$ 211,607           |
| Architect/Engineering        | \$ 1,774,528         |             | \$ 1,774,528         |
| Appraisal/Negotiations       |                      |             |                      |
| Construction                 | \$ 25,390,979        |             | \$ 25,390,979        |
| Land Acquisition             | \$ 2,995,435         |             | \$ 2,995,435         |
| Furnishings & Equipment      | \$ 12,686,685        |             | \$ 12,686,685        |
| <b>BUDGETED EXPENDITURES</b> | <b>\$ 43,214,957</b> | <b>\$ -</b> | <b>\$ 43,214,957</b> |
| <b>BALANCE</b>               | <b>\$ -</b>          | <b>\$ -</b> | <b>\$ -</b>          |

## BULL CREEK GOLF COURSE

|                                  |  |                      |            |
|----------------------------------|--|----------------------|------------|
| <b>PROJECT NAME:</b>             | Bull Creek Golf Course   |                      |            |
| <b>PROJECT DESCRIPTION:</b>      | Renovation of Bull Creek Golf Course, including upgrades to irrigation systems, drainage, turf, sand bunkers, tee boxes, greens and cart paths             |                      |            |
| <b>BENEFIT TO THE COMMUNITY:</b> | Improved public golf course amenity for citizens and visitors to Columbus for recreational and instructional purposes, as well as practice for local teams |                      |            |
| <b>OPERATING BUDGET IMPACT:</b>  | Reduced operational risk for repairs or maintenance to golf course   |                      |            |
| <b>MANAGING DEPARTMENT:</b>      | BULL CREEK   | <b>PROJECT TYPE:</b> | MANAGEMENT |
| <b>ACCOUNT CODE:</b>             | 0540 695 2129  | <b>PROJECT NO:</b>   | 50502      |

|                              | Prior Years         | FY20            | Total               |
|------------------------------|---------------------|-----------------|---------------------|
| <b>FUNDING SOURCES</b>       |                     |                 |                     |
| Fund Balance                 |                     |                 |                     |
| Bond Proceeds                |                     |                 |                     |
| Sales Tax (1999 SPLOST)      | \$ 2,239,081        |                 | \$ 2,239,081        |
| Other                        |                     |                 |                     |
| Balance Forward              |                     | \$ 6,773        |                     |
| <b>TOTAL FUNDING SOURCES</b> | <b>\$ 2,239,081</b> | <b>\$ 6,773</b> | <b>\$ 2,239,081</b> |
| <b>PROJECT COSTS</b>         |                     |                 |                     |
| Professional Services        |                     |                 |                     |
| Legal                        |                     |                 |                     |
| Architect/Engineering        | \$ 181,549          |                 | \$ 181,549          |
| Appraisal/Negotiations       |                     |                 |                     |
| Construction                 | \$ 2,050,759        | \$ 6,773        | \$ 2,057,532        |
| Land Acquisition             |                     |                 |                     |
| Furnishings & Equipment      |                     |                 |                     |
| <b>BUDGETED EXPENDITURES</b> | <b>\$ 2,232,308</b> | <b>\$ 6,773</b> | <b>\$ 2,239,081</b> |
| <b>BALANCE</b>               | <b>\$ 6,773</b>     | <b>\$ -</b>     | <b>\$ -</b>         |

## OXBOW MEADOW DEVELOPMENT

|                                  |  |                      |                      |
|----------------------------------|--|----------------------|----------------------|
| <b>PROJECT NAME:</b>             | Oxbow Meadow Redevelopment   |                      |                      |
| <b>PROJECT DESCRIPTION:</b>      | Redevelopment projects around the Oxbow Meadows complex  |                      |                      |
| <b>BENEFIT TO THE COMMUNITY:</b> | Improved amenities for citizens and property owners to attract patrons and visitors for recreational, instructional and educational purposes |                      |                      |
| <b>OPERATING BUDGET IMPACT:</b>  | No impact on operational budget  |                      |                      |
| <b>MANAGING DEPARTMENT:</b>      | REAL ESTATE  | <b>PROJECT TYPE:</b> | ECONOMIC DEVELOPMENT |
| <b>ACCOUNT CODE:</b>             | 0540 695 2135  | <b>PROJECT NO:</b>   | 50605, 50610, 50611  |

|                              | Prior Years          | FY20             | Total                |
|------------------------------|----------------------|------------------|----------------------|
| <b>FUNDING SOURCES</b>       |                      |                  |                      |
| Fund Balance                 |                      |                  |                      |
| Bond Proceeds                |                      |                  |                      |
| Sales Tax (1999 SPLOST)      | \$ 15,932,735        |                  | \$ 15,932,735        |
| Other                        |                      |                  |                      |
| Balance Forward              |                      | \$ 25,954        |                      |
| <b>TOTAL FUNDING SOURCES</b> | <b>\$ 15,932,735</b> | <b>\$ 25,954</b> | <b>\$ 15,932,735</b> |
|                              |                      |                  |                      |
| <b>PROJECT COSTS</b>         |                      |                  |                      |
| Professional Services        |                      |                  |                      |
| Legal                        | \$ 2,497             |                  | \$ 2,497             |
| Architect/Engineering        | \$ 1,719,112         |                  | \$ 1,719,112         |
| Appraisal/Negotiations       |                      |                  |                      |
| Construction                 | \$ 12,475,604        | \$ 25,954        | \$ 12,501,558        |
| Land Acquisition             | \$ 1,709,568         |                  | \$ 1,709,568         |
| Furnishings & Equipment      |                      |                  |                      |
| <b>BUDGETED EXPENDITURES</b> | <b>\$ 15,906,781</b> | <b>\$ 25,954</b> | <b>\$ 15,932,735</b> |
|                              |                      |                  |                      |
| <b>BALANCE</b>               | <b>\$ 25,954</b>     | <b>\$ -</b>      | <b>\$ -</b>          |

## 2009 LOST: FACILITIES MAINTENANCE

|                                  |   |                      |                |
|----------------------------------|---|----------------------|----------------|
| <b>PROJECT NAME:</b>             | LOST Facilities   |                      |                |
| <b>PROJECT DESCRIPTION:</b>      | Funding for repairs, long term maintenance, and upgrades to facilities owned and operated by the City |                      |                |
| <b>BENEFIT TO THE COMMUNITY:</b> | Maintains facilities for use by citizens and visitors as well as employees of City                    |                      |                |
| <b>OPERATING BUDGET IMPACT:</b>  | Reduced repair and maintenance costs  |                      |                |
| <b>MANAGING DEPARTMENT:</b>      | PUBLIC WORKS  | <b>PROJECT TYPE:</b> | INFRASTRUCTURE |
| <b>ACCOUNT CODE:</b>             | 0109 260 9901   | <b>PROJECT NO:</b>   | 96001          |

|                              | Prior Years | FY20              | Total             |
|------------------------------|-------------|-------------------|-------------------|
| <b>FUNDING SOURCES</b>       |             |                   |                   |
| Fund Balance                 |             |                   |                   |
| Bond Proceeds                |             |                   |                   |
| Sales Tax (2009 LOST)        | \$ -        | \$ 750,000        | \$ 750,000        |
| Other                        |             |                   |                   |
| Balance Forward              |             | \$ -              |                   |
| <b>TOTAL FUNDING SOURCES</b> | <b>\$ -</b> | <b>\$ 750,000</b> | <b>\$ 750,000</b> |
| <b>PROJECT COSTS</b>         |             |                   |                   |
| Professional Services        |             | \$ 25,000         | \$ 25,000         |
| Legal                        |             | \$ 25,000         | \$ 25,000         |
| Architect/Engineering        |             | \$ 50,000         | \$ 50,000         |
| Appraisal/Negotiations       |             |                   |                   |
| Construction                 |             | \$ 650,000        | \$ 650,000        |
| Land Acquisition             |             |                   |                   |
| Furnishings & Equipment      |             |                   |                   |
| <b>BUDGETED EXPENDITURES</b> | <b>\$ -</b> | <b>\$ 750,000</b> | <b>\$ 750,000</b> |
| <b>BALANCE</b>               | <b>\$ -</b> | <b>\$ -</b>       | <b>\$ -</b>       |



## VARIOUS MANAGEMENT PROJECTS

|                                  |   |                      |            |
|----------------------------------|---|----------------------|------------|
| <b>PROJECT NAME:</b>             | Various   |                      |            |
| <b>PROJECT DESCRIPTION:</b>      | Funds set aside periodically from the General Fund to finance management projects of the City |                      |            |
| <b>BENEFIT TO THE COMMUNITY:</b> | Meet the needs and requirements of citizens and property owners                               |                      |            |
| <b>OPERATING BUDGET IMPACT:</b>  | General Fund allocations  |                      |            |
| <b>MANAGING DEPARTMENT:</b>      | Various   | <b>PROJECT TYPE:</b> | MANAGEMENT |
| <b>ACCOUNT CODE:</b>             | 0508 660 1000   | <b>PROJECT NO:</b>   | 20100      |

|                              | Prior Years      | FY20             | Total            |
|------------------------------|------------------|------------------|------------------|
| <b>FUNDING SOURCES</b>       |                  |                  |                  |
| Fund Balance                 | \$ 32,488        |                  | \$ 32,488        |
| Bond Proceeds                |                  |                  |                  |
| Sales Tax                    |                  |                  |                  |
| Other                        |                  |                  |                  |
| Balance Forward              |                  | \$ 32,488        |                  |
| <b>TOTAL FUNDING SOURCES</b> | <b>\$ 32,488</b> | <b>\$ 32,488</b> | <b>\$ 32,488</b> |
| <b>PROJECT COSTS</b>         |                  |                  |                  |
| Professional Services        |                  |                  |                  |
| Legal                        |                  |                  |                  |
| Architect/Engineering        |                  |                  |                  |
| Appraisal/Negotiations       |                  |                  |                  |
| Construction                 |                  | \$ 32,488        | \$ 32,488        |
| Land Acquisition             |                  |                  |                  |
| Furnishings & Equipment      |                  |                  |                  |
| <b>BUDGETED EXPENDITURES</b> | <b>\$ -</b>      | <b>\$ 32,488</b> | <b>\$ 32,488</b> |
| <b>BALANCE</b>               | <b>\$ 32,488</b> | <b>\$ -</b>      | <b>\$ -</b>      |

## TREE PRESERVATION AND REPLACEMENT

|                                  |   |                      |            |
|----------------------------------|---|----------------------|------------|
| <b>PROJECT NAME:</b>             | Tree Preservation and Replacement   |                      |            |
| <b>PROJECT DESCRIPTION:</b>      | Funding for the replacement and preservation of trees throughout Muscogee County  |                      |            |
| <b>BENEFIT TO THE COMMUNITY:</b> | Preserves environmental integrity of Columbus/Muscogee County by planting or preserving existing tree population; improves aesthetics and environmental health for citizens and property owners |                      |            |
| <b>OPERATING BUDGET IMPACT:</b>  | No impact on operational budget   |                      |            |
| <b>MANAGING DEPARTMENT:</b>      |   | <b>PROJECT TYPE:</b> | MANAGEMENT |
| <b>ACCOUNT CODE:</b>             | 0508 660 1000   | <b>PROJECT NO:</b>   | 22193      |

|                              | Prior Years       | FY20             | Total             |
|------------------------------|-------------------|------------------|-------------------|
| <b>FUNDING SOURCES</b>       |                   |                  |                   |
| Fund Balance- General Fund   | \$ 180,449        |                  | \$ 180,449        |
| Bond Proceeds                |                   |                  |                   |
| Sales Tax                    |                   |                  |                   |
| Other                        |                   |                  |                   |
| Balance Forward              |                   | \$ 24,924        |                   |
| <b>TOTAL FUNDING SOURCES</b> | <b>\$ 180,449</b> | <b>\$ 24,924</b> | <b>\$ 180,449</b> |
| <b>PROJECT COSTS</b>         |                   |                  |                   |
| Professional Services        | \$ 155,525        | \$ 24,924        | \$ 180,449        |
| Legal                        |                   |                  |                   |
| Architect/Engineering        |                   |                  |                   |
| Appraisal/Negotiations       |                   |                  |                   |
| Construction                 |                   |                  |                   |
| Land Acquisition             |                   |                  |                   |
| Furnishings & Equipment      |                   |                  |                   |
| <b>BUDGETED EXPENDITURES</b> | <b>\$ 155,525</b> | <b>\$ 24,924</b> | <b>\$ 180,449</b> |
| <b>BALANCE</b>               | <b>\$ 24,924</b>  | <b>\$ -</b>      | <b>\$ -</b>       |

## PROPERTY ACQUISITION

|                                  |   |                      |            |
|----------------------------------|---|----------------------|------------|
| <b>PROJECT NAME:</b>             | Property Acquisition  |                      |            |
| <b>PROJECT DESCRIPTION:</b>      | Funding to facilitate City's real estate purchases, including legal fees, surveys, appraisals, environmental assessments, demolitions, and site costs |                      |            |
| <b>BENEFIT TO THE COMMUNITY:</b> | Necessary element of community development and improvement  |                      |            |
| <b>OPERATING BUDGET IMPACT:</b>  | No impact on operational budget   |                      |            |
| <b>MANAGING DEPARTMENT:</b>      | PLANNING/REAL ESTATE  | <b>PROJECT TYPE:</b> | MANAGEMENT |
| <b>ACCOUNT CODE:</b>             | 0508 660 1000   | <b>PROJECT NO:</b>   | 22194      |

|                              | Prior Years         | FY20             | Total               |
|------------------------------|---------------------|------------------|---------------------|
| <b>FUNDING SOURCES</b>       |                     |                  |                     |
| Fund Balance- GENERAL FUND   | \$ 3,759,400        |                  | \$ 3,759,400        |
| Bond Proceeds                |                     |                  |                     |
| Sales Tax                    |                     |                  |                     |
| Other                        |                     |                  |                     |
| Balance Forward              |                     | \$ 45,501        |                     |
| <b>TOTAL FUNDING SOURCES</b> | <b>\$ 3,759,400</b> | <b>\$ 45,501</b> | <b>\$ 3,759,400</b> |
| <b>PROJECT COSTS</b>         |                     |                  |                     |
| Professional Services        |                     |                  |                     |
| Legal                        | \$ 11,714           |                  | \$ 11,714           |
| Architect/Engineering        |                     |                  |                     |
| Appraisal/Negotiations       | \$ 17,673           |                  | \$ 17,673           |
| Construction                 |                     |                  |                     |
| Land Acquisition             | \$ 3,649,512        | \$ 45,501        | \$ 3,695,013        |
| Furnishings & Equipment      | \$ 35,000           |                  | \$ 35,000           |
| <b>BUDGETED EXPENDITURES</b> | <b>\$ 3,713,899</b> | <b>\$ 45,501</b> | <b>\$ 3,759,400</b> |
| <b>BALANCE</b>               | <b>\$ 45,501</b>    | <b>\$ -</b>      | <b>\$ -</b>         |

## NEED FOR LAND (FT BENNING) IMPROVEMENTS

|                                  |  |                      |                      |
|----------------------------------|--|----------------------|----------------------|
| <b>PROJECT NAME:</b>             | NFL Improvements   |                      |                      |
| <b>PROJECT DESCRIPTION:</b>      | Acquisition of approximately 2,500 acres of land which was part of the Fort Benning Military Reservation and construction of roads and utilities there |                      |                      |
| <b>BENEFIT TO THE COMMUNITY:</b> | Spur industrial, commercial and residential growth and development in the area   |                      |                      |
| <b>OPERATING BUDGET IMPACT:</b>  | No impact on operational budget  |                      |                      |
| <b>MANAGING DEPARTMENT:</b>      | REAL ESTATE  | <b>PROJECT TYPE:</b> | ECONOMIC DEVELOPMENT |
| <b>ACCOUNT CODE:</b>             | 0540 695 2133  | <b>PROJECT NO:</b>   | 50601                |

|                              | Prior Years         | FY20                | Total               |
|------------------------------|---------------------|---------------------|---------------------|
| <b>FUNDING SOURCES</b>       |                     |                     |                     |
| Fund Balance                 |                     |                     |                     |
| Bond Proceeds                |                     |                     |                     |
| Sales Tax (1999 SPLOST)      | \$ 8,035,151        |                     | \$ 8,035,151        |
| Other                        |                     |                     |                     |
| Balance Forward              |                     | \$ 1,172,357        |                     |
| <b>TOTAL FUNDING SOURCES</b> | <b>\$ 8,035,151</b> | <b>\$ 1,172,357</b> | <b>\$ 8,035,151</b> |
| <b>PROJECT COSTS</b>         |                     |                     |                     |
| Professional Services        | \$ 38,186           |                     | \$ 38,186           |
| Legal                        | \$ 13,929           | \$ 10,000           | \$ 23,929           |
| Architect/Engineering        | \$ 1,326,028        | \$ 26,799           | \$ 1,352,827        |
| Appraisal/Negotiations       | \$ 27,546           |                     | \$ 27,546           |
| Construction                 | \$ 2,866,418        | \$ 730,918          | \$ 3,597,336        |
| Land Acquisition             | \$ 2,590,687        | \$ 404,640          | \$ 2,995,327        |
| Furnishings & Equipment      |                     |                     |                     |
| <b>BUDGETED EXPENDITURES</b> | <b>\$ 6,862,794</b> | <b>\$ 1,172,357</b> | <b>\$ 8,035,151</b> |
| <b>BALANCE</b>               | <b>\$ 1,172,357</b> | <b>\$ -</b>         | <b>\$ -</b>         |

## ENTERPRISE ZONE

|                                  |   |                      |                      |
|----------------------------------|---|----------------------|----------------------|
| <b>PROJECT NAME:</b>             | Enterprise Zone   |                      |                      |
| <b>PROJECT DESCRIPTION:</b>      | Acquire and develop land for commercial and industrial purposes, infrastructure, relocation assistance, demolition and site preparation.  |                      |                      |
| <b>BENEFIT TO THE COMMUNITY:</b> | Improved commercial, industrial and residential development to facilitate economic growth as well as improved working and living environments for citizens and property owners. |                      |                      |
| <b>OPERATING BUDGET IMPACT:</b>  | No impact on operational budget   |                      |                      |
| <b>MANAGING DEPARTMENT:</b>      | PLANNING/REAL ESTATE<br>0540 695 2131 and   | <b>PROJECT TYPE:</b> | ECONOMIC DEVELOPMENT |
| <b>ACCOUNT CODE:</b>             | 0559 800 2160   | <b>PROJECT NO:</b>   | 22942, 50603, 82070  |

|                              | Prior Years         | FY20              | Total               |
|------------------------------|---------------------|-------------------|---------------------|
| <b>FUNDING SOURCES</b>       |                     |                   |                     |
| Fund Balance                 | \$ 1,550,345        |                   | \$ 1,550,345        |
| Bond Proceeds                | \$ 24,080           |                   | \$ 24,080           |
| Sales Tax (1999 SPLOST)      | \$ 3,536,687        |                   | \$ 3,536,687        |
| Other                        |                     |                   |                     |
| Balance Forward              |                     | \$ 665,994        |                     |
| <b>TOTAL FUNDING SOURCES</b> | <b>\$ 5,111,111</b> | <b>\$ 665,994</b> | <b>\$ 5,111,111</b> |
| <b>PROJECT COSTS</b>         |                     |                   |                     |
| Professional Services        | \$ 765,358          |                   | \$ 765,358          |
| Legal                        | \$ 45,092           |                   | \$ 45,092           |
| Architect/Engineering        | \$ 250,770          |                   | \$ 250,770          |
| Appraisal/Negotiations       | \$ 18,150           |                   | \$ 18,150           |
| Construction                 | \$ 14,562           | \$ 30,382         | \$ 44,944           |
| Land Acquisition             | \$ 3,331,685        | \$ 635,613        | \$ 3,967,298        |
| Furnishings & Equipment      | \$ 19,500           |                   | \$ 19,500           |
| <b>BUDGETED EXPENDITURES</b> | <b>\$ 4,445,117</b> | <b>\$ 665,994</b> | <b>\$ 5,111,112</b> |
| <b>BALANCE</b>               | <b>\$ 665,994</b>   | <b>\$ -</b>       | <b>\$ -</b>         |

## LIBERTY DISTRICT REDEVELOPMENT

|                                  |  |                      |                                   |
|----------------------------------|--|----------------------|-----------------------------------|
| <b>PROJECT NAME:</b>             | Liberty District Redevelopment   |                      |                                   |
| <b>PROJECT DESCRIPTION:</b>      | Redevelopment of Liberty District, the area surrounding the historically and culturally significant Liberty Theater.       |                      |                                   |
| <b>BENEFIT TO THE COMMUNITY:</b> | Improved residential and commercial amenities to attract patrons and visitors which enhances economic vitality of the area |                      |                                   |
| <b>OPERATING BUDGET IMPACT:</b>  | No impact on operational budget  |                      |                                   |
| <b>MANAGING DEPARTMENT:</b>      | REAL ESTATE  | <b>PROJECT TYPE:</b> | ECONOMIC DEVELOPMENT              |
| <b>ACCOUNT CODE:</b>             | 0540 695 2134  | <b>PROJECT NO:</b>   | 50604, 50620, 50621, 50622, 50623 |

|                              | Prior Years         | FY20                | Total               |
|------------------------------|---------------------|---------------------|---------------------|
| <b>FUNDING SOURCES</b>       |                     |                     |                     |
| Fund Balance                 |                     |                     |                     |
| Bond Proceeds                |                     |                     |                     |
| Sales Tax (1999 SPLOST)      | \$ 5,000,000        |                     | \$ 5,000,000        |
| Other                        |                     |                     |                     |
| Balance Forward              |                     | \$ 1,343,456        |                     |
| <b>TOTAL FUNDING SOURCES</b> | <b>\$ 5,000,000</b> | <b>\$ 1,343,456</b> | <b>\$ 5,000,000</b> |
| <b>PROJECT COSTS</b>         |                     |                     |                     |
| Professional Services        | \$ 40               |                     | \$ 40               |
| Legal                        | \$ 39,439           | \$ 10,000           | \$ 49,439           |
| Architect/Engineering        | \$ 102,044          | \$ 10,000           | \$ 112,044          |
| Appraisal/Negotiations       | \$ 45,213           |                     | \$ 45,213           |
| Construction                 | \$ 1,144,882        | \$ 1,018,087        | \$ 2,162,969        |
| Land Acquisition             | \$ 2,323,934        | \$ 305,370          | \$ 2,629,304        |
| Furnishings & Equipment      | \$ 991              |                     | \$ 991              |
| <b>BUDGETED EXPENDITURES</b> | <b>\$ 3,656,544</b> | <b>\$ 1,343,456</b> | <b>\$ 5,000,000</b> |
| <b>BALANCE</b>               | <b>\$ 1,343,456</b> | <b>\$ -</b>         | <b>\$ -</b>         |

## UPGRADE OF LGFS/GHRS SYSTEMS

|                                  |  |                      |            |
|----------------------------------|--|----------------------|------------|
| <b>PROJECT NAME:</b>             | LGFS/GHRS Conversion/Implementation  |                      |            |
| <b>PROJECT DESCRIPTION:</b>      | Consultation and implementation services for upgrade of system to Advantage3.0, including AP, AR, Purchasing, Accounting, and HR |                      |            |
| <b>BENEFIT TO THE COMMUNITY:</b> | Allows City to provide citizens and other stakeholders information in a timely and accurate manner                               |                      |            |
| <b>OPERATING BUDGET IMPACT:</b>  | Reduced resource requirement due to efficiencies of newer system   |                      |            |
| <b>MANAGING DEPARTMENT:</b>      | FINANCE/HR/IT  | <b>PROJECT TYPE:</b> | MANAGEMENT |
| <b>ACCOUNT CODE:</b>             | 0508 660 1000  | <b>PROJECT NO:</b>   | 22187      |

|                              | Prior Years         | FY20               | Total               |
|------------------------------|---------------------|--------------------|---------------------|
| <b>FUNDING SOURCES</b>       |                     |                    |                     |
| Fund Balance- GENERAL FUND   | \$ 1,933,312        |                    | \$ 1,933,312        |
| Bond Proceeds                |                     |                    |                     |
| Sales Tax                    |                     |                    |                     |
| Other                        |                     |                    |                     |
| Balance Forward              |                     | \$ (15,806)        |                     |
| <b>TOTAL FUNDING SOURCES</b> | <b>\$ 1,933,312</b> | <b>\$ (15,806)</b> | <b>\$ 1,933,312</b> |
| <b>PROJECT COSTS</b>         |                     |                    |                     |
| Professional Services        | \$ 1,277,694        |                    | \$ 1,277,694        |
| Legal                        |                     |                    |                     |
| Architect/Engineering        |                     |                    |                     |
| Appraisal/Negotiations       |                     |                    |                     |
| Construction                 |                     |                    |                     |
| Land Acquisition             |                     |                    |                     |
| Furnishings & Equipment      | \$ 671,423          | \$ (15,806)        | \$ 655,617          |
| <b>BUDGETED EXPENDITURES</b> | <b>\$ 1,949,118</b> | <b>\$ (15,806)</b> | <b>\$ 1,933,312</b> |
| <b>BALANCE</b>               | <b>\$ (15,806)</b>  | <b>\$ -</b>        | <b>\$ -</b>         |

## HEALTH AND PENSION REPORTING

|                                  |  |                      |            |
|----------------------------------|--|----------------------|------------|
| <b>PROJECT NAME:</b>             | Health and Pension Reports   |                      |            |
| <b>PROJECT DESCRIPTION:</b>      | Funding for actuarial services for Other Post Employment Benefits  |                      |            |
| <b>BENEFIT TO THE COMMUNITY:</b> | Provides employees and retirees necessary information regarding post employment benefits and ensures compliance with statutory and other requirement |                      |            |
| <b>OPERATING BUDGET IMPACT:</b>  | No impact on operational budget  |                      |            |
| <b>MANAGING DEPARTMENT:</b>      | HUMAN RESOURCES/<br>FINANCE  | <b>PROJECT TYPE:</b> | MANAGEMENT |
| <b>ACCOUNT CODE:</b>             | 0508 660 1000  | <b>PROJECT NO:</b>   | 22234      |

|                              | Prior Years       | FY20             | Total             |
|------------------------------|-------------------|------------------|-------------------|
| <b>FUNDING SOURCES</b>       |                   |                  |                   |
| Fund Balance- GENERAL FUND   | \$ 164,000        |                  | \$ 164,000        |
| Bond Proceeds                |                   |                  |                   |
| Sales Tax                    |                   |                  |                   |
| Other                        |                   |                  |                   |
| Balance Forward              |                   | \$ 32,225        |                   |
| <b>TOTAL FUNDING SOURCES</b> | <b>\$ 164,000</b> | <b>\$ 32,225</b> | <b>\$ 164,000</b> |
| <b>PROJECT COSTS</b>         |                   |                  |                   |
| Professional Services        | \$ 131,775        | \$ 32,225        | \$ 164,000        |
| Legal                        |                   |                  |                   |
| Architect/Engineering        |                   |                  |                   |
| Appraisal/Negotiations       |                   |                  |                   |
| Construction                 |                   |                  |                   |
| Land Acquisition             |                   |                  |                   |
| Furnishings & Equipment      |                   |                  |                   |
| <b>BUDGETED EXPENDITURES</b> | <b>\$ 131,775</b> | <b>\$ 32,225</b> | <b>\$ 164,000</b> |
| <b>BALANCE</b>               | <b>\$ 32,225</b>  | <b>\$ -</b>      | <b>\$ -</b>       |



## 2009 OTHER LOST: INFORMATION TECHNOLOGY

|                                  |   |                      |              |
|----------------------------------|---|----------------------|--------------|
| <b>PROJECT NAME:</b>             | LOST Information Technology   |                      |              |
| <b>PROJECT DESCRIPTION:</b>      | Funding for technological investment and improvement at the City.                         |                      |              |
| <b>BENEFIT TO THE COMMUNITY:</b> | Improves operational efficiencies of staff to provide better quality service to citizens. |                      |              |
| <b>OPERATING BUDGET IMPACT:</b>  | No impact on operational budget   |                      |              |
| <b>MANAGING DEPARTMENT:</b>      | INFORMATION TECHNOLOGY  | <b>PROJECT TYPE:</b> | MANAGEMENT   |
| <b>ACCOUNT CODE:</b>             | 0109 210 9901   | <b>PROJECT NO:</b>   | 90001, 90002 |

|                              | Prior Years         | FY20              | Total               |
|------------------------------|---------------------|-------------------|---------------------|
| <b>FUNDING SOURCES</b>       |                     |                   |                     |
| Fund Balance                 |                     |                   |                     |
| Bond Proceeds                |                     |                   |                     |
| Sales Tax (2009 LOST)        | \$ 5,460,431        | \$ 456,254        | \$ 5,916,685        |
| Other                        |                     |                   |                     |
| Balance Forward              |                     | \$ 138,476        |                     |
| <b>TOTAL FUNDING SOURCES</b> | <b>\$ 5,460,431</b> | <b>\$ 594,730</b> | <b>\$ 5,916,685</b> |
| <b>PROJECT COSTS</b>         |                     |                   |                     |
| Professional Services        | \$ 1,900,788        | \$ 371,072        | \$ 2,271,860        |
| Legal                        |                     |                   |                     |
| Architect/Engineering        |                     |                   |                     |
| Appraisal/Negotiations       |                     |                   |                     |
| Construction                 |                     |                   |                     |
| Land Acquisition             |                     |                   |                     |
| Furnishings & Equipment      | \$ 3,421,168        | \$ 223,658        | \$ 3,644,825        |
| <b>BUDGETED EXPENDITURES</b> | <b>\$ 5,321,956</b> | <b>\$ 594,730</b> | <b>\$ 5,916,685</b> |
| <b>BALANCE</b>               | <b>\$ 138,476</b>   | <b>\$ -</b>       | <b>\$ -</b>         |

## RADIO SYSTEM MAINTENANCE

|                                  |   |                      |            |
|----------------------------------|---|----------------------|------------|
| <b>PROJECT NAME:</b>             | Radio System Maintenance  |                      |            |
| <b>PROJECT DESCRIPTION:</b>      | Funding for maintenance and repairs for City's emergency communication system |                      |            |
| <b>BENEFIT TO THE COMMUNITY:</b> | Improved communication accessibility for emergencies and City operations      |                      |            |
| <b>OPERATING BUDGET IMPACT:</b>  | No impact on operational budget   |                      |            |
| <b>MANAGING DEPARTMENT:</b>      | PUBLIC WORKS  | <b>PROJECT TYPE:</b> | MANAGEMENT |
| <b>ACCOUNT CODE:</b>             | 0109 260 9901   | <b>PROJECT NO:</b>   | 98002      |

|                              | Prior Years       | FY20            | Total             |
|------------------------------|-------------------|-----------------|-------------------|
| <b>FUNDING SOURCES</b>       |                   |                 |                   |
| Fund Balance                 |                   |                 |                   |
| Bond Proceeds                |                   |                 |                   |
| Sales Tax (2009 LOST)        | \$ 100,000        |                 | \$ 100,000        |
| Other                        |                   |                 |                   |
| Balance Forward              |                   | \$ 9,750        |                   |
| <b>TOTAL FUNDING SOURCES</b> | <b>\$ 100,000</b> | <b>\$ 9,750</b> | <b>\$ 100,000</b> |
| <b>PROJECT COSTS</b>         |                   |                 |                   |
| Professional Services        | \$ 90,250         |                 | \$ 90,250         |
| Legal                        |                   |                 |                   |
| Architect/Engineering        |                   |                 |                   |
| Appraisal/Negotiations       |                   |                 |                   |
| Construction                 |                   |                 |                   |
| Land Acquisition             |                   |                 |                   |
| Furnishings & Equipment      |                   | \$ 9,750        | \$ 9,750          |
| <b>BUDGETED EXPENDITURES</b> | <b>\$ 90,250</b>  | <b>\$ 9,750</b> | <b>\$ 100,000</b> |
| <b>BALANCE</b>               | <b>\$ 9,750</b>   | <b>\$ -</b>     | <b>\$ -</b>       |

## GOVERNMENT CENTER ELEVATORS

|                                  |   |                      |            |
|----------------------------------|---|----------------------|------------|
| <b>PROJECT NAME:</b>             | Govt Center Elevator  |                      |            |
| <b>PROJECT DESCRIPTION:</b>      | Repair or replace existng elevator systems in the Government Center, which are so old replacement parts and service are no longer available |                      |            |
| <b>BENEFIT TO THE COMMUNITY:</b> | Improved safety and convenience for citizens and visitors using the Government Centers as well as employees who work in the building        |                      |            |
| <b>OPERATING BUDGET IMPACT:</b>  | No impact on operational budget   |                      |            |
| <b>MANAGING DEPARTMENT:</b>      | PUBLIC WORKS  | <b>PROJECT TYPE:</b> | MANAGEMENT |
| <b>ACCOUNT CODE:</b>             | 0109 260 9901   | <b>PROJECT NO:</b>   | 96023      |

|                              | Prior Years       | FY20          | Total             |
|------------------------------|-------------------|---------------|-------------------|
| <b>FUNDING SOURCES</b>       |                   |               |                   |
| Fund Balance                 |                   |               |                   |
| Bond Proceeds                |                   |               |                   |
| Sales Tax (2009 LOST)        | \$ 468,000        |               | \$ 468,000        |
| Other                        |                   |               |                   |
| Balance Forward              |                   | \$ 200        |                   |
| <b>TOTAL FUNDING SOURCES</b> | <b>\$ 468,000</b> | <b>\$ 200</b> | <b>\$ 468,000</b> |
| <b>PROJECT COSTS</b>         |                   |               |                   |
| Professional Services        |                   |               |                   |
| Legal                        |                   |               |                   |
| Architect/Engineering        |                   |               |                   |
| Appraisal/Negotiations       |                   |               |                   |
| Construction                 | \$ 467,800        | \$ 200        | \$ 468,000        |
| Land Acquisition             |                   |               |                   |
| Furnishings & Equipment      |                   |               |                   |
| <b>BUDGETED EXPENDITURES</b> | <b>\$ 467,800</b> | <b>\$ 200</b> | <b>\$ 468,000</b> |
| <b>BALANCE</b>               | <b>\$ 200</b>     | <b>\$ -</b>   | <b>\$ -</b>       |

## FEMA/GEMA - LINDSEY DEC 2015 STORM DAMAGE

|                                  |   |                      |            |
|----------------------------------|---|----------------------|------------|
| <b>PROJECT NAME:</b>             | FEMA/GEMA - Lindsey Dec 2015 Storm Damage   |                      |            |
| <b>PROJECT DESCRIPTION:</b>      | Maintenance, repair, and reconstruction due from storm damage in December 2015 to the integrity of certain roadways |                      |            |
| <b>BENEFIT TO THE COMMUNITY:</b> | Provides a safer and more efficient roadway system for citizens, commuters, property owners and residents           |                      |            |
| <b>OPERATING BUDGET IMPACT:</b>  | Funds are leveraged with State of Georgia Department of Transportation (DOT) funds.                                 |                      |            |
| <b>MANAGING DEPARTMENT:</b>      | Engineering/Public Works  | <b>PROJECT TYPE:</b> | MANAGEMENT |
| <b>ACCOUNT CODE:</b>             | 0508 660 1000   | <b>PROJECT TYPE:</b> | 22946      |

|                              | Prior Years      | FY20        | Total            |
|------------------------------|------------------|-------------|------------------|
| <b>FUNDING SOURCES</b>       |                  |             |                  |
| Fund Balance                 | \$ 57,890        |             | \$ 57,890        |
| Bond Proceeds                |                  |             |                  |
| Sales Tax (2009 LOST)        |                  |             |                  |
| Other                        |                  |             |                  |
| Balance Forward              |                  |             |                  |
| <b>TOTAL FUNDING SOURCES</b> | <b>\$ 57,890</b> | <b>\$ -</b> | <b>\$ 57,890</b> |
| <b>PROJECT COSTS</b>         |                  |             |                  |
| Professional Services        |                  |             |                  |
| Legal                        |                  |             |                  |
| Architect/Engineering        | \$ 57,890        |             | \$ 57,890        |
| Appraisal/Negotiations       |                  |             |                  |
| Construction                 |                  |             |                  |
| Land Acquisition             |                  |             |                  |
| Furnishings & Equipment      |                  |             |                  |
| <b>BUDGETED EXPENDITURES</b> | <b>\$ 57,890</b> | <b>\$ -</b> | <b>\$ 57,890</b> |
| <b>BALANCE</b>               | <b>\$ -</b>      | <b>\$ -</b> | <b>\$ -</b>      |

## FEMA/GEMA - RIVERWALK DEC 2015 STORM DAMAGE

|                                  |   |                      |            |
|----------------------------------|---|----------------------|------------|
| <b>PROJECT NAME:</b>             | FEMA/GEMA - Riverwalk Dec 2015 Storm Damage   |                      |            |
| <b>PROJECT DESCRIPTION:</b>      | Maintenance, repair, and reconstruction due from storm damage in December 2015 to the Riverwalk which includes lights             |                      |            |
| <b>BENEFIT TO THE COMMUNITY:</b> | Maintain extensive network of walking and biking trails which are used for recreation, sport and leisure by visitors and citizens |                      |            |
| <b>OPERATING BUDGET IMPACT:</b>  | Funds are leveraged with State of GA Dept. of Transportation (DOT) funds. Funding reduces pressure on operating funds             |                      |            |
| <b>MANAGING DEPARTMENT:</b>      | Engineering/Public Works  | <b>PROJECT TYPE:</b> | MANAGEMENT |
| <b>ACCOUNT CODE:</b>             | 0508 660 1000   | <b>PROJECT NO:</b>   | 22947      |

|                              | Prior Years       | FY20        | Total             |
|------------------------------|-------------------|-------------|-------------------|
| <b>FUNDING SOURCES</b>       |                   |             |                   |
| Fund Balance                 | \$ 445,235        |             | \$ 445,235        |
| Bond Proceeds                |                   |             |                   |
| Sales Tax (2009 LOST)        |                   |             |                   |
| Other                        |                   |             |                   |
| Balance Forward              |                   |             |                   |
| <b>TOTAL FUNDING SOURCES</b> | <b>\$ 445,235</b> | <b>\$ -</b> | <b>\$ 445,235</b> |
| <b>PROJECT COSTS</b>         |                   |             |                   |
| Professional Services        |                   |             |                   |
| Legal                        |                   |             |                   |
| Architect/Engineering        | \$ 445,235        |             | \$ 445,235        |
| Appraisal/Negotiations       |                   |             |                   |
| Construction                 |                   |             |                   |
| Land Acquisition             |                   |             |                   |
| Furnishings & Equipment      |                   |             |                   |
| <b>BUDGETED EXPENDITURES</b> | <b>\$ 445,235</b> | <b>\$ -</b> | <b>\$ 445,235</b> |
| <b>BALANCE</b>               | <b>\$ (0)</b>     | <b>\$ -</b> | <b>\$ (0)</b>     |

## FEMA/GEMA BRADLEY CIRCLE DEC. 2015 STORM DAMAGE

|                                  |   |                      |            |
|----------------------------------|---|----------------------|------------|
| <b>PROJECT NAME:</b>             | FEMA/GEMA Bradley Circle Dec. 2015 Storm Damage   |                      |            |
| <b>PROJECT DESCRIPTION:</b>      | Maintenance, repair, and reconstruction due from storm damage in December 2015 to the integrity of certain roadways   |                      |            |
| <b>BENEFIT TO THE COMMUNITY:</b> | Provides a safer and more efficient roadway system for citizens, commuters, property owners and residents             |                      |            |
| <b>OPERATING BUDGET IMPACT:</b>  | Funds are leveraged with State of GA Dept. of Transportation (DOT) funds. Funding reduces pressure on operating funds |                      |            |
| <b>MANAGING DEPARTMENT:</b>      | Engineering/Public Works  | <b>PROJECT TYPE:</b> | MANAGEMENT |
| <b>ACCOUNT CODE:</b>             | 0508 660 1000   | <b>PROJECT NO:</b>   | 22948      |

|                              | Prior Years       | FY20        | Total             |
|------------------------------|-------------------|-------------|-------------------|
| <b>FUNDING SOURCES</b>       |                   |             |                   |
| Fund Balance                 | \$ 267,502        |             | \$ 267,502        |
| Bond Proceeds                |                   |             |                   |
| Sales Tax (2009 LOST)        |                   |             |                   |
| Other                        |                   |             |                   |
| Balance Forward              |                   |             |                   |
| <b>TOTAL FUNDING SOURCES</b> | <b>\$ 267,502</b> | <b>\$ -</b> | <b>\$ 267,502</b> |
| <b>PROJECT COSTS</b>         |                   |             |                   |
| Professional Services        |                   |             |                   |
| Legal                        |                   |             |                   |
| Architect/Engineering        | \$ 267,502        |             | \$ 267,502        |
| Appraisal/Negotiations       |                   |             |                   |
| Construction                 |                   |             |                   |
| Land Acquisition             |                   |             |                   |
| Furnishings & Equipment      |                   |             |                   |
| <b>BUDGETED EXPENDITURES</b> | <b>\$ 267,502</b> | <b>\$ -</b> | <b>\$ 267,502</b> |
| <b>BALANCE</b>               | <b>\$ -</b>       | <b>\$ -</b> | <b>\$ -</b>       |

## GOVERNMENT CENTER PIPE REPAIR

|                                  |   |                      |            |
|----------------------------------|---|----------------------|------------|
| <b>PROJECT NAME:</b>             | Government Center Pipe Repair   |                      |            |
| <b>PROJECT DESCRIPTION:</b>      | Repair or replace existng pipe in hot water systems in the Government Center due to corrosion over time                             |                      |            |
| <b>BENEFIT TO THE COMMUNITY:</b> | Improved safety and convenience for citizens and visitors using the Government Center as well as employees who work in the building |                      |            |
| <b>OPERATING BUDGET IMPACT:</b>  | No impact on operational budget   |                      |            |
| <b>MANAGING DEPARTMENT:</b>      | Engineering/Public Works  | <b>PROJECT TYPE:</b> | MANAGEMENT |
| <b>ACCOUNT CODE:</b>             | 0109 260 9901   | <b>PROJECT NO:</b>   | 96049      |

|                              | Prior Years       | FY20        | Total             |
|------------------------------|-------------------|-------------|-------------------|
| <b>FUNDING SOURCES</b>       |                   |             |                   |
| Fund Balance                 |                   |             |                   |
| Bond Proceeds                |                   |             |                   |
| Sales Tax (2009 LOST)        | \$ 329,290        |             | \$ 329,290        |
| Other                        |                   |             |                   |
| Balance Forward              |                   |             |                   |
| <b>TOTAL FUNDING SOURCES</b> | <b>\$ 329,290</b> | <b>\$ -</b> | <b>\$ 329,290</b> |
| <b>PROJECT COSTS</b>         |                   |             |                   |
| Professional Services        |                   |             |                   |
| Legal                        |                   |             |                   |
| Architect/Engineering        |                   |             |                   |
| Appraisal/Negotiations       |                   |             |                   |
| Construction                 | \$ 329,290        |             | \$ 329,290        |
| Land Acquisition             |                   |             |                   |
| Furnishings & Equipment      |                   |             |                   |
| <b>BUDGETED EXPENDITURES</b> | <b>\$ 329,290</b> | <b>\$ -</b> | <b>\$ 329,290</b> |
| <b>BALANCE</b>               | <b>\$ -</b>       | <b>\$ -</b> | <b>\$ -</b>       |

## PUBLIC WORKS BUILDING ROOF REPLACEMENT

|                                  |   |                      |            |
|----------------------------------|---|----------------------|------------|
| <b>PROJECT NAME:</b>             | Public Works Building Roof Replacement  |                      |            |
| <b>PROJECT DESCRIPTION:</b>      | Repair building roof at 11th Avenue facility  |                      |            |
| <b>BENEFIT TO THE COMMUNITY:</b> | Improved safety for citizens and visitors using the Public Works Building as well as employees who work in the building |                      |            |
| <b>OPERATING BUDGET IMPACT:</b>  | No impact on operational budget   |                      |            |
| <b>MANAGING DEPARTMENT:</b>      | PUBLIC WORKS  | <b>PROJECT TYPE:</b> | MANAGEMENT |
| <b>ACCOUNT CODE:</b>             | 0109 260 9901   | <b>PROJECT NO:</b>   | 96048      |

|                              | Prior Years      | FY20        | Total            |
|------------------------------|------------------|-------------|------------------|
| <b>FUNDING SOURCES</b>       |                  |             |                  |
| Fund Balance                 |                  |             |                  |
| Bond Proceeds                |                  |             |                  |
| Sales Tax (2009 LOST)        | \$ 62,520        |             | \$ 62,520        |
| Other                        |                  |             |                  |
| Balance Forward              |                  |             |                  |
| <b>TOTAL FUNDING SOURCES</b> | <b>\$ 62,520</b> | <b>\$ -</b> | <b>\$ 62,520</b> |
| <b>PROJECT COSTS</b>         |                  |             |                  |
| Professional Services        |                  |             |                  |
| Legal                        |                  |             |                  |
| Architect/Engineering        |                  |             |                  |
| Appraisal/Negotiations       |                  |             |                  |
| Construction                 | \$ 62,520        |             | \$ 62,520        |
| Land Acquisition             |                  |             |                  |
| Furnishings & Equipment      |                  |             |                  |
| <b>BUDGETED EXPENDITURES</b> | <b>\$ 62,520</b> | <b>\$ -</b> | <b>\$ 62,520</b> |
| <b>BALANCE</b>               | <b>\$ -</b>      | <b>\$ -</b> | <b>\$ -</b>      |



## GOVERNMENT CENTER GENERATOR

|                                  |  |                      |            |
|----------------------------------|--|----------------------|------------|
| <b>PROJECT NAME:</b>             | Government Center Generator  |                      |            |
| <b>PROJECT DESCRIPTION:</b>      | Add on site power generator to Government Center                         |                      |            |
| <b>BENEFIT TO THE COMMUNITY:</b> | Improved safety and efficiency during power outages at Government Center |                      |            |
| <b>OPERATING BUDGET IMPACT:</b>  | Reduced exposure to risk of emergency power outage or failure            |                      |            |
| <b>MANAGING DEPARTMENT:</b>      | PUBLIC WORKS   | <b>PROJECT TYPE:</b> | MANAGEMENT |
| <b>ACCOUNT CODE:</b>             | 0109 260 9901  | <b>PROJECT NO:</b>   | 96020      |

|                              | Prior Years       | FY20        | Total             |
|------------------------------|-------------------|-------------|-------------------|
| <b>FUNDING SOURCES</b>       |                   |             |                   |
| Fund Balance                 |                   |             |                   |
| Bond Proceeds                |                   |             |                   |
| Sales Tax (2009 LOST)        | \$ 149,570        |             | \$ 149,570        |
| Other                        |                   |             |                   |
| Balance Forward              |                   |             |                   |
| <b>TOTAL FUNDING SOURCES</b> | <b>\$ 149,570</b> | <b>\$ -</b> | <b>\$ 149,570</b> |
| <b>PROJECT COSTS</b>         |                   |             |                   |
| Professional Services        |                   |             |                   |
| Legal                        |                   |             |                   |
| Architect/Engineering        |                   |             |                   |
| Appraisal/Negotiations       |                   |             |                   |
| Construction                 |                   |             |                   |
| Land Acquisition             |                   |             |                   |
| Furnishings & Equipment      | \$ 149,570        |             | \$ 149,570        |
| <b>BUDGETED EXPENDITURES</b> | <b>\$ 149,570</b> | <b>\$ -</b> | <b>\$ 149,570</b> |
| <b>BALANCE</b>               | <b>\$ -</b>       | <b>\$ -</b> | <b>\$ -</b>       |

## ENERGOV UPGRADE

|                                  |  |                      |            |
|----------------------------------|--|----------------------|------------|
| <b>PROJECT NAME:</b>             | Energov Upgrade  |                      |            |
| <b>PROJECT DESCRIPTION:</b>      | Consultation and implementation services for upgrade of Energov system which is used by multiple departments within the city |                      |            |
| <b>BENEFIT TO THE COMMUNITY:</b> | Improved efficiencies and accuracies for recording and tracking City assets  |                      |            |
| <b>OPERATING BUDGET IMPACT:</b>  | No impact on operational budget  |                      |            |
| <b>INFORMATION</b>               |  |                      |            |
| <b>MANAGING DEPARTMENT:</b>      | TECHNOLOGY   | <b>PROJECT TYPE:</b> | MANAGEMENT |
| <b>ACCOUNT CODE:</b>             | 0109 210 9901  | <b>PROJECT NO:</b>   | 90003      |

|                              | Prior Years       | FY20              | Total             |
|------------------------------|-------------------|-------------------|-------------------|
| <b>FUNDING SOURCES</b>       |                   |                   |                   |
| Fund Balance                 |                   |                   |                   |
| Bond Proceeds                |                   |                   |                   |
| Sales Tax (2009 LOST)        | \$ 300,000        |                   | \$ 300,000        |
| Other                        |                   |                   |                   |
| Balance Forward              |                   | \$ 107,511        |                   |
| <b>TOTAL FUNDING SOURCES</b> | <b>\$ 300,000</b> | <b>\$ 107,511</b> | <b>\$ 300,000</b> |
| <b>PROJECT COSTS</b>         |                   |                   |                   |
| Professional Services        | \$ 192,489        | \$ 107,511        | \$ 300,000        |
| Legal                        |                   |                   |                   |
| Architect/Engineering        |                   |                   |                   |
| Appraisal/Negotiations       |                   |                   |                   |
| Construction                 |                   |                   |                   |
| Land Acquisition             |                   |                   |                   |
| Furnishings & Equipment      |                   |                   | \$ -              |
| <b>BUDGETED EXPENDITURES</b> | <b>\$ 192,489</b> | <b>\$ 107,511</b> | <b>\$ 300,000</b> |
| <b>BALANCE</b>               | <b>\$ 107,511</b> | <b>\$ -</b>       | <b>\$ -</b>       |

## NEW GAS PUMPS AND GENERATORS

|                                  |   |                      |            |
|----------------------------------|---|----------------------|------------|
| <b>PROJECT NAME:</b>             | New Gas Pumps and Generators  |                      |            |
| <b>PROJECT DESCRIPTION:</b>      | Replace existing pumps and generators at the Fleet Station  |                      |            |
| <b>BENEFIT TO THE COMMUNITY:</b> | Improved efficiencies and accuracies for recording fueling costs at all departments across the City |                      |            |
| <b>OPERATING BUDGET IMPACT:</b>  | Reduces fueling costs by purchasing at a discounted rate  |                      |            |
| <b>MANAGING DEPARTMENT:</b>      | PUBLIC WORKS  | <b>PROJECT TYPE:</b> | MANAGEMENT |
| <b>ACCOUNT CODE:</b>             | 0109 260 9901   | <b>PROJECT NO:</b>   | 96056      |

|                              | Prior Years       | FY20              | Total             |
|------------------------------|-------------------|-------------------|-------------------|
| <b>FUNDING SOURCES</b>       |                   |                   |                   |
| Fund Balance                 |                   |                   |                   |
| Bond Proceeds                |                   |                   |                   |
| Sales Tax (2009 LOST)        | \$ 150,000        |                   | \$ 150,000        |
| Other                        |                   |                   |                   |
| Balance Forward              |                   | \$ 150,000        |                   |
| <b>TOTAL FUNDING SOURCES</b> | <b>\$ 150,000</b> | <b>\$ 150,000</b> | <b>\$ 150,000</b> |
| <b>PROJECT COSTS</b>         |                   |                   |                   |
| Professional Services        |                   |                   |                   |
| Legal                        |                   |                   |                   |
| Architect/Engineering        |                   |                   |                   |
| Appraisal/Negotiations       |                   |                   |                   |
| Construction                 |                   |                   |                   |
| Land Acquisition             |                   |                   |                   |
| Furnishings & Equipment      |                   | \$ 150,000        | \$ 150,000        |
| <b>BUDGETED EXPENDITURES</b> | <b>\$ -</b>       | <b>\$ 150,000</b> | <b>\$ 150,000</b> |
| <b>BALANCE</b>               | <b>\$ 150,000</b> | <b>\$ -</b>       | <b>\$ -</b>       |

## RE-ROOF BULL CREEK GOLF CLUB HOUSE

|                                  |   |                      |            |
|----------------------------------|---|----------------------|------------|
| <b>PROJECT NAME:</b>             | Re-roof Bull Creek Golf Club House  |                      |            |
| <b>PROJECT DESCRIPTION:</b>      | Repair building roof at Bull Creek Golf Course Club House                                       |                      |            |
| <b>BENEFIT TO THE COMMUNITY:</b> | Improved safety for employees, citizens and visitors who work and use the Bull Creek Club House |                      |            |
| <b>OPERATING BUDGET IMPACT:</b>  | No impact on operational budget   |                      |            |
| <b>MANAGING DEPARTMENT:</b>      | PUBLIC WORKS  | <b>PROJECT TYPE:</b> | MANAGEMENT |
| <b>ACCOUNT CODE:</b>             | 0109 260 9901   | <b>PROJECT NO:</b>   | 96057      |

|                              | Prior Years       | FY20             | Total             |
|------------------------------|-------------------|------------------|-------------------|
| <b>FUNDING SOURCES</b>       |                   |                  |                   |
| Fund Balance                 |                   |                  |                   |
| Bond Proceeds                |                   |                  |                   |
| Sales Tax (2009 LOST)        | \$ 179,164        |                  | \$ 179,164        |
| Other                        |                   |                  |                   |
| Balance Forward              |                   | \$ 16,448        |                   |
| <b>TOTAL FUNDING SOURCES</b> | <b>\$ 179,164</b> | <b>\$ 16,448</b> | <b>\$ 179,164</b> |
| <b>PROJECT COSTS</b>         |                   |                  |                   |
| Professional Services        |                   |                  |                   |
| Legal                        |                   |                  |                   |
| Architect/Engineering        |                   |                  |                   |
| Appraisal/Negotiations       |                   |                  |                   |
| Construction                 | \$ 162,716        | \$ 16,448        | \$ 179,164        |
| Land Acquisition             |                   |                  |                   |
| Furnishings & Equipment      |                   |                  |                   |
| <b>BUDGETED EXPENDITURES</b> | <b>\$ 162,716</b> | <b>\$ 16,448</b> | <b>\$ 179,164</b> |
| <b>BALANCE</b>               | <b>\$ 16,448</b>  | <b>\$ -</b>      | <b>\$ -</b>       |

## GOVERNMENT CENTER UNINTERRUPTIBLE POWER SUPPLY

|                                  |   |                      |            |
|----------------------------------|---|----------------------|------------|
| <b>PROJECT NAME:</b>             | Government Center Uninterruptible   |                      |            |
| <b>PROJECT DESCRIPTION:</b>      | Uninterruptible power supply for Critical Systems at the Government Center          |                      |            |
| <b>BENEFIT TO THE COMMUNITY:</b> | Ensuring that critical systems remain running in the event of extended power outage |                      |            |
| <b>OPERATING BUDGET IMPACT:</b>  | No impact on operational budget   |                      |            |
| <b>MANAGING DEPARTMENT:</b>      | PUBLIC WORKS  | <b>PROJECT TYPE:</b> | MANAGEMENT |
| <b>ACCOUNT CODE:</b>             | 0109 260 9901   | <b>PROJECT NO:</b>   | 96053      |

|                              | Prior Years      | FY20          | Total            |
|------------------------------|------------------|---------------|------------------|
| <b>FUNDING SOURCES</b>       |                  |               |                  |
| Fund Balance                 |                  |               |                  |
| Bond Proceeds                |                  |               |                  |
| Sales Tax (2009 LOST)        | \$ 68,000        |               | \$ 68,000        |
| Other                        |                  |               |                  |
| Balance Forward              |                  | \$ 437        |                  |
| <b>TOTAL FUNDING SOURCES</b> | <b>\$ 68,000</b> | <b>\$ 437</b> | <b>\$ 68,000</b> |
| <b>PROJECT COSTS</b>         |                  |               |                  |
| Professional Services        |                  |               |                  |
| Legal                        |                  |               |                  |
| Architect/Engineering        |                  |               |                  |
| Appraisal/Negotiations       |                  |               |                  |
| Construction                 |                  |               |                  |
| Land Acquisition             |                  |               |                  |
| Furnishings & Equipment      | \$ 67,563        | \$ 437        | \$ 68,000        |
| <b>BUDGETED EXPENDITURES</b> | <b>\$ 67,563</b> | <b>\$ 437</b> | <b>\$ 68,000</b> |
| <b>BALANCE</b>               | <b>\$ 437</b>    | <b>\$ -</b>   | <b>\$ -</b>      |

## WATERSHED DAMS EMERGENCY ACTION PLAN

|                                  |   |                      |            |
|----------------------------------|---|----------------------|------------|
| <b>PROJECT NAME:</b>             | Watershed Dams Emergency Action Plan  |                      |            |
| <b>PROJECT DESCRIPTION:</b>      | This Action Plan is mandated by the State. It determines Impact Zone and Response Plan if any of the Flood Control Watershed Dams were breached |                      |            |
| <b>BENEFIT TO THE COMMUNITY:</b> | To provide safety to the citizens of Columbus and surrounding areas   |                      |            |
| <b>OPERATING BUDGET IMPACT:</b>  | No impact on operational budget   |                      |            |
| <b>MANAGING DEPARTMENT:</b>      | ENGINEERING   | <b>PROJECT TYPE:</b> | MANAGEMENT |
| <b>ACCOUNT CODE:</b>             | 0109 250 9901   | <b>PROJECT NO:</b>   | 94014      |

|                              | Prior Years       | FY20        | Total             |
|------------------------------|-------------------|-------------|-------------------|
| <b>FUNDING SOURCES</b>       |                   |             |                   |
| Fund Balance                 |                   |             |                   |
| Bond Proceeds                |                   |             |                   |
| Sales Tax (2009 LOST)        | \$ 115,000        |             | \$ 115,000        |
| Other                        |                   |             |                   |
| Balance Forward              |                   |             |                   |
| <b>TOTAL FUNDING SOURCES</b> | <b>\$ 115,000</b> | <b>\$ -</b> | <b>\$ 115,000</b> |
| <b>PROJECT COSTS</b>         |                   |             |                   |
| Professional Services        |                   |             |                   |
| Legal                        |                   |             |                   |
| Architect/Engineering        | \$ 115,000        |             | \$ 115,000        |
| Appraisal/Negotiations       |                   |             |                   |
| Construction                 |                   |             |                   |
| Land Acquisition             |                   |             |                   |
| Furnishings & Equipment      |                   |             |                   |
| <b>BUDGETED EXPENDITURES</b> | <b>\$ 115,000</b> | <b>\$ -</b> | <b>\$ 115,000</b> |
| <b>BALANCE</b>               | <b>\$ -</b>       | <b>\$ -</b> | <b>\$ -</b>       |

## BENNING PARK TRANSFORMER REPLACEMENT

|                                  |  |                      |            |
|----------------------------------|--|----------------------|------------|
| <b>PROJECT NAME:</b>             | Benning Park Transformer Replacement   |                      |            |
| <b>PROJECT DESCRIPTION:</b>      | Replacement of a 1,000 amp main transformer and lighting controls for each ballfield |                      |            |
| <b>BENEFIT TO THE COMMUNITY:</b> | Ensuring the safety of anyone repairing or using these ballfields                    |                      |            |
| <b>OPERATING BUDGET IMPACT:</b>  | No impact on operational budget  |                      |            |
| <b>MANAGING DEPARTMENT:</b>      | PUBLIC WORKS   | <b>PROJECT TYPE:</b> | MANAGEMENT |
| <b>ACCOUNT CODE:</b>             | 0109 260 9901  | <b>PROJECT NO:</b>   | 96051      |

|                              | Prior Years       | FY20            | Total             |
|------------------------------|-------------------|-----------------|-------------------|
| <b>FUNDING SOURCES</b>       |                   |                 |                   |
| Fund Balance                 |                   |                 |                   |
| Bond Proceeds                |                   |                 |                   |
| Sales Tax (2009 LOST)        | \$ 100,000        |                 | \$ 100,000        |
| Other                        |                   |                 |                   |
| Balance Forward              |                   | \$ 5,976        |                   |
| <b>TOTAL FUNDING SOURCES</b> | <b>\$ 100,000</b> | <b>\$ 5,976</b> | <b>\$ 100,000</b> |
| <b>PROJECT COSTS</b>         |                   |                 |                   |
| Professional Services        |                   |                 |                   |
| Legal                        |                   |                 |                   |
| Architect/Engineering        |                   |                 |                   |
| Appraisal/Negotiations       |                   |                 |                   |
| Construction                 | \$ 94,024         | \$ 5,976        | \$ 100,000        |
| Land Acquisition             |                   |                 |                   |
| Furnishings & Equipment      |                   |                 |                   |
| <b>BUDGETED EXPENDITURES</b> | <b>\$ 94,024</b>  | <b>\$ 5,976</b> | <b>\$ 100,000</b> |
| <b>BALANCE</b>               | <b>\$ 5,976</b>   | <b>\$ 0</b>     | <b>\$ 0</b>       |

## RIVERWALK MAINTENANCE

|                                  |   |                      |            |
|----------------------------------|---|----------------------|------------|
| <b>PROJECT NAME:</b>             | Riverwalk Maintenance   |                      |            |
| <b>PROJECT DESCRIPTION:</b>      | Funds set aside periodically to finance Riverwalk Maintenance projects for the City |                      |            |
| <b>BENEFIT TO THE COMMUNITY:</b> | Provide maintenance for the Riverwalk   |                      |            |
| <b>OPERATING BUDGET IMPACT:</b>  | No impact on operational budget   |                      |            |
| <b>MANAGING DEPARTMENT:</b>      | VARIOUS   | <b>PROJECT TYPE:</b> | MANAGEMENT |
| <b>ACCOUNT CODE:</b>             | 0508 660 1000   | <b>PROJECT NO:</b>   | 22913      |

|                              | Prior Years      | FY20        | Total            |
|------------------------------|------------------|-------------|------------------|
| <b>FUNDING SOURCES</b>       |                  |             |                  |
| Fund Balance                 | \$ 64,751        |             | \$ 64,751        |
| Bond Proceeds                |                  |             |                  |
| Sales Tax (2009 LOST)        |                  |             |                  |
| Other                        |                  |             |                  |
| Balance Forward              |                  |             |                  |
| <b>TOTAL FUNDING SOURCES</b> | <b>\$ 64,751</b> | <b>\$ -</b> | <b>\$ 64,751</b> |
| <b>PROJECT COSTS</b>         |                  |             |                  |
| Professional Services        |                  |             |                  |
| Legal                        |                  |             |                  |
| Architect/Engineering        |                  |             |                  |
| Appraisal/Negotiations       |                  |             |                  |
| Construction                 |                  |             |                  |
| Land Acquisition             |                  |             |                  |
| Furnishings & Equipment      | \$ 64,751        |             | \$ 64,751        |
| <b>BUDGETED EXPENDITURES</b> | <b>\$ 64,751</b> | <b>\$ -</b> | <b>\$ 64,751</b> |
| <b>BALANCE</b>               | <b>\$ -</b>      | <b>\$ -</b> | <b>\$ -</b>      |



## PUBLIC DEFENDER'S OFFICE EXPANSION

|                                  |  |                      |            |
|----------------------------------|--|----------------------|------------|
| <b>PROJECT NAME:</b>             | Public Defender's Office Expansion                               |                      |            |
| <b>PROJECT DESCRIPTION:</b>      | Repair and renovate office space at the Public Defender's office |                      |            |
| <b>BENEFIT TO THE COMMUNITY:</b> | To ensure compliance with health and safety codes                |                      |            |
| <b>OPERATING BUDGET IMPACT:</b>  | No impact on operational budget                                  |                      |            |
| <b>MANAGING DEPARTMENT:</b>      | VARIOUS  | <b>PROJECT TYPE:</b> | MANAGEMENT |
| <b>ACCOUNT CODE:</b>             | 0508 660 1000  | <b>PROJECT NO:</b>   | 22951      |

|                              | Prior Years       | FY20        | Total             |
|------------------------------|-------------------|-------------|-------------------|
| <b>FUNDING SOURCES</b>       |                   |             |                   |
| Fund Balance                 | \$ 169,723        |             | \$ 169,723        |
| Bond Proceeds                |                   |             |                   |
| Sales Tax (2009 LOST)        |                   |             |                   |
| Other                        |                   |             |                   |
| Balance Forward              |                   |             |                   |
| <b>TOTAL FUNDING SOURCES</b> | <b>\$ 169,723</b> | <b>\$ -</b> | <b>\$ 169,723</b> |
| <b>PROJECT COSTS</b>         |                   |             |                   |
| Professional Services        |                   |             |                   |
| Legal                        |                   |             |                   |
| Architect/Engineering        | \$ 4,400          |             | \$ 4,400          |
| Appraisal/Negotiations       |                   |             |                   |
| Construction                 | \$ 165,323        |             | \$ 165,323        |
| Land Acquisition             |                   |             |                   |
| Furnishings & Equipment      |                   |             |                   |
| <b>BUDGETED EXPENDITURES</b> | <b>\$ 169,723</b> | <b>\$ -</b> | <b>\$ 169,723</b> |
| <b>BALANCE</b>               | <b>\$ 0</b>       | <b>\$ -</b> | <b>\$ 0</b>       |

## PUBLIC WORKS 602 11TH AVE BUILDING REPAIRS

|                                  |   |                      |            |
|----------------------------------|---|----------------------|------------|
| <b>PROJECT NAME:</b>             | Public Works 602 11th Ave Building Repairs  |                      |            |
| <b>PROJECT DESCRIPTION:</b>      | Replacement of the Facilities Maintenance administrative offices and the electrical shop due to fire                    |                      |            |
| <b>BENEFIT TO THE COMMUNITY:</b> | Improved safety for citizens and visitors using the Public Works Building as well as employees who work in the building |                      |            |
| <b>OPERATING BUDGET IMPACT:</b>  | No impact on operational budget   |                      |            |
| <b>MANAGING DEPARTMENT:</b>      | VARIOUS   | <b>PROJECT TYPE:</b> | MANAGEMENT |
| <b>ACCOUNT CODE:</b>             | 0508 660 1000   | <b>PROJECT NO:</b>   | 22952      |

|                              | Prior Years       | FY20              | Total             |
|------------------------------|-------------------|-------------------|-------------------|
| <b>FUNDING SOURCES</b>       |                   |                   |                   |
| Fund Balance                 | \$ 321,166        |                   | \$ 321,166        |
| Bond Proceeds                |                   |                   |                   |
| Sales Tax (2009 LOST)        |                   |                   |                   |
| Other                        |                   |                   |                   |
| Balance Forward              |                   | \$ 238,996        |                   |
| <b>TOTAL FUNDING SOURCES</b> | <b>\$ 321,166</b> | <b>\$ 238,996</b> | <b>\$ 321,166</b> |
| <b>PROJECT COSTS</b>         |                   |                   |                   |
| Professional Services        |                   |                   |                   |
| Legal                        |                   |                   |                   |
| Architect/Engineering        |                   |                   |                   |
| Appraisal/Negotiations       |                   |                   |                   |
| Construction                 | \$ 19,756         | \$ 216,931        | \$ 236,687        |
| Land Acquisition             |                   |                   |                   |
| Furnishings & Equipment      | \$ 62,414         | \$ 22,065         | \$ 84,480         |
| <b>BUDGETED EXPENDITURES</b> | <b>\$ 82,170</b>  | <b>\$ 238,996</b> | <b>\$ 321,166</b> |
| <b>BALANCE</b>               | <b>\$ 238,996</b> | <b>\$ -</b>       | <b>\$ -</b>       |

## GOVERNMENT CENTER FLOODING REPAIRS

|                                  |  |                      |            |
|----------------------------------|--|----------------------|------------|
| <b>PROJECT NAME:</b>             | Government Center Flooding Repairs   |                      |            |
| <b>PROJECT DESCRIPTION:</b>      | Maintenance, repair, and reconstruction due from water damage from a water pipe that busted in June 2018 |                      |            |
| <b>BENEFIT TO THE COMMUNITY:</b> | Provides a safer and cleaner environment or citizens, employees, and visitors to the Government Center   |                      |            |
| <b>OPERATING BUDGET IMPACT:</b>  | No impact on operational budget  |                      |            |
| <b>MANAGING DEPARTMENT:</b>      | VARIOUS  | <b>PROJECT TYPE:</b> | MANAGEMENT |
| <b>ACCOUNT CODE:</b>             | 0508 660 1000  | <b>PROJECT NO:</b>   | 22953      |

|                              | Prior Years         | FY20        | Total               |
|------------------------------|---------------------|-------------|---------------------|
| <b>FUNDING SOURCES</b>       |                     |             |                     |
| Fund Balance                 | \$ 2,084,321        |             | \$ 2,084,321        |
| Bond Proceeds                |                     |             |                     |
| Sales Tax (2009 LOST)        |                     |             |                     |
| Other                        |                     |             |                     |
| Balance Forward              |                     |             |                     |
| <b>TOTAL FUNDING SOURCES</b> | <b>\$ 2,084,321</b> | <b>\$ -</b> | <b>\$ 2,084,321</b> |
| <b>PROJECT COSTS</b>         |                     |             |                     |
| Professional Services        |                     |             | \$ -                |
| Legal                        |                     |             |                     |
| Architect/Engineering        |                     |             |                     |
| Appraisal/Negotiations       |                     |             |                     |
| Construction                 | \$ 2,084,321        |             | \$ 2,084,321        |
| Land Acquisition             |                     |             | \$ -                |
| Furnishings & Equipment      |                     |             | \$ -                |
| <b>BUDGETED EXPENDITURES</b> | <b>\$ 2,084,321</b> | <b>\$ -</b> | <b>\$ 2,084,321</b> |
| <b>BALANCE</b>               | <b>\$ -</b>         | <b>\$ -</b> | <b>\$ -</b>         |

## BARGROVER CATHRYN DRIVE

|                                  |  |                      |            |
|----------------------------------|--|----------------------|------------|
| <b>PROJECT NAME:</b>             | Barngrover Cathryn Drive   |                      |            |
| <b>PROJECT DESCRIPTION:</b>      | The demolition of the property. Once the site is cleared, soil will be tested and replaced as needed and the faulty sewer and drainage system will be replaced. After that, a new house will be built. |                      |            |
| <b>BENEFIT TO THE COMMUNITY:</b> | Rid the community of the vacant property that has stood for over 20 years.   |                      |            |
| <b>OPERATING BUDGET IMPACT:</b>  | No impact on operational budget  |                      |            |
| <b>MANAGING DEPARTMENT:</b>      | VARIOUS  | <b>PROJECT TYPE:</b> | MANAGEMENT |
| <b>ACCOUNT CODE:</b>             | 0508 660 1000  | <b>PROJECT NO:</b>   | 22167      |

|                              | Prior Years         | FY20                | Total               |
|------------------------------|---------------------|---------------------|---------------------|
| <b>FUNDING SOURCES</b>       |                     |                     |                     |
| Fund Balance                 | \$ 1,631,221        |                     | \$ 1,631,221        |
| Bond Proceeds                |                     |                     |                     |
| Sales Tax                    |                     |                     |                     |
| Other                        |                     |                     |                     |
| Balance Forward              |                     | \$ 1,043,549        |                     |
| <b>TOTAL FUNDING SOURCES</b> | <b>\$ 1,631,221</b> | <b>\$ 1,043,549</b> | <b>\$ 1,631,221</b> |
| <b>PROJECT COSTS</b>         |                     |                     |                     |
| Professional Services        |                     |                     |                     |
| Legal                        |                     |                     |                     |
| Architect/Engineering        |                     |                     |                     |
| Appraisal/Negotiations       |                     |                     |                     |
| Construction                 | \$ 587,673          | \$ 1,043,549        | \$ 1,631,222        |
| Land Acquisition             |                     |                     |                     |
| Furnishings & Equipment      |                     |                     |                     |
| <b>BUDGETED EXPENDITURES</b> | <b>\$ 587,673</b>   | <b>\$ 1,043,549</b> | <b>\$ 1,631,222</b> |
| <b>BALANCE</b>               | <b>\$ 1,043,549</b> | <b>\$ -</b>         | <b>\$ -</b>         |

## ROOF REPAIR ON LINWOOD GATEHOUSE

|                                  |  |                      |            |
|----------------------------------|--|----------------------|------------|
| <b>PROJECT NAME:</b>             | Roof Repair on Linwood Gatehouse                                     |                      |            |
| <b>PROJECT DESCRIPTION:</b>      | Repairing roof of the Linwood Gatehouse                              |                      |            |
| <b>BENEFIT TO THE COMMUNITY:</b> | Helping attract a steady stream of visitors locating their ancestors |                      |            |
| <b>OPERATING BUDGET IMPACT:</b>  | No impact on operational budget                                      |                      |            |
| <b>MANAGING DEPARTMENT:</b>      | PUBLIC WORKS   | <b>PROJECT TYPE:</b> | MANAGEMENT |
| <b>ACCOUNT CODE:</b>             | 0109 260 9901  | <b>PROJECT NO:</b>   | 96058      |

|                              | Prior Years      | FY20        | Total            |
|------------------------------|------------------|-------------|------------------|
| <b>FUNDING SOURCES</b>       |                  |             |                  |
| Fund Balance                 |                  |             |                  |
| Bond Proceeds                |                  |             |                  |
| Sales Tax (2009 LOST)        | \$ 24,000        |             | \$ 24,000        |
| Other                        |                  |             |                  |
| Balance Forward              |                  |             |                  |
| <b>TOTAL FUNDING SOURCES</b> | <b>\$ 24,000</b> | <b>\$ -</b> | <b>\$ 24,000</b> |
| <b>PROJECT COSTS</b>         |                  |             |                  |
| Professional Services        | \$ 24,000        |             | \$ 24,000        |
| Legal                        |                  |             |                  |
| Architect/Engineering        |                  |             |                  |
| Appraisal/Negotiations       |                  |             |                  |
| Construction                 |                  |             |                  |
| Land Acquisition             |                  |             |                  |
| Furnishings & Equipment      |                  |             |                  |
| <b>BUDGETED EXPENDITURES</b> | <b>\$ 24,000</b> | <b>\$ -</b> | <b>\$ 24,000</b> |
| <b>BALANCE</b>               | <b>\$ -</b>      | <b>\$ -</b> | <b>\$ -</b>      |

## COOLING TOWER GOVERNMENT CENTER REPAIRS

|                                  |   |                      |            |
|----------------------------------|---|----------------------|------------|
| <b>PROJECT NAME:</b>             | Cooling Tower Government Center Repairs   |                      |            |
| <b>PROJECT DESCRIPTION:</b>      | Rebuilding the cooling tower in government center   |                      |            |
| <b>BENEFIT TO THE COMMUNITY:</b> | Provides a safer and cleaner environment for citizens, employees, and visitors to the Government Center |                      |            |
| <b>OPERATING BUDGET IMPACT:</b>  | No impact on operational budget   |                      |            |
| <b>MANAGING DEPARTMENT:</b>      | PUBLIC WORKS  | <b>PROJECT TYPE:</b> | MANAGEMENT |
| <b>ACCOUNT CODE:</b>             | 0109 260 9901   | <b>PROJECT NO:</b>   | 96061      |

|                              | Prior Years      | FY20          | Total            |
|------------------------------|------------------|---------------|------------------|
| <b>FUNDING SOURCES</b>       |                  |               |                  |
| Fund Balance                 |                  |               | \$ -             |
| Bond Proceeds                |                  |               | \$ -             |
| Sales Tax (2009 LOST)        | \$ 50,000        |               | \$ 50,000        |
| Other                        |                  |               | \$ -             |
| Balance Forward              |                  | \$ 100        |                  |
| <b>TOTAL FUNDING SOURCES</b> | <b>\$ 50,000</b> | <b>\$ 100</b> | <b>\$ 50,000</b> |
| <b>PROJECT COSTS</b>         |                  |               |                  |
| Professional Services        |                  |               | \$ -             |
| Legal                        |                  |               | \$ -             |
| Architect/Engineering        |                  |               | \$ -             |
| Appraisal/Negotiations       |                  |               | \$ -             |
| Construction                 | \$ 49,900        | \$ 100        | \$ 50,000        |
| Land Acquisition             |                  |               | \$ -             |
| Furnishings & Equipment      |                  |               | \$ -             |
| <b>BUDGETED EXPENDITURES</b> | <b>\$ 49,900</b> | <b>\$ 100</b> | <b>\$ 50,000</b> |
| <b>BALANCE</b>               | <b>\$ 100</b>    | <b>\$ -</b>   | <b>\$ -</b>      |

## 311 CONSTITUENT MANAGEMENT SYSTEM

|                                  |   |                      |            |
|----------------------------------|---|----------------------|------------|
| <b>PROJECT NAME:</b>             | 311 Constituent Management System   |                      |            |
| <b>PROJECT DESCRIPTION:</b>      | Create automated and streamlined citizen service delivery                                       |                      |            |
| <b>BENEFIT TO THE COMMUNITY:</b> | A greater ability to meet the growing desire for citizens to digitally self-service their needs |                      |            |
| <b>OPERATING BUDGET IMPACT:</b>  | No impact on operational budget   |                      |            |
| <b>MANAGING DEPARTMENT:</b>      | INFORMATION TECHNOLOGY  | <b>PROJECT TYPE:</b> | MANAGEMENT |
| <b>ACCOUNT CODE:</b>             | 0109 210 9901   | <b>PROJECT NO:</b>   | 90004      |

|                              | Prior Years | FY20              | Total             |
|------------------------------|-------------|-------------------|-------------------|
| <b>FUNDING SOURCES</b>       |             |                   |                   |
| Fund Balance                 |             |                   | \$ -              |
| Bond Proceeds                |             |                   | \$ -              |
| Sales Tax (2009 LOST)        |             | \$ 457,356        | \$ 457,356        |
| Other                        |             |                   | \$ -              |
| Balance Forward              |             | \$ -              |                   |
| <b>TOTAL FUNDING SOURCES</b> | <b>\$ -</b> | <b>\$ 457,356</b> | <b>\$ 457,356</b> |
| <b>PROJECT COSTS</b>         |             |                   |                   |
| Professional Services        |             | \$ 457,356        | \$ 457,356        |
| Legal                        |             |                   | \$ -              |
| Architect/Engineering        |             |                   | \$ -              |
| Appraisal/Negotiations       |             |                   | \$ -              |
| Construction                 |             |                   | \$ -              |
| Land Acquisition             |             |                   | \$ -              |
| Furnishings & Equipment      |             |                   | \$ -              |
| <b>BUDGETED EXPENDITURES</b> | <b>\$ -</b> | <b>\$ 457,356</b> | <b>\$ 457,356</b> |
| <b>BALANCE</b>               | <b>\$ -</b> | <b>\$ -</b>       | <b>\$ -</b>       |

## GA PORTS AUTHORITY REMEDIATION

|                                  |  |                      |            |
|----------------------------------|--|----------------------|------------|
| <b>PROJECT NAME:</b>             | GA Ports Authority Remediation   |                      |            |
| <b>PROJECT DESCRIPTION:</b>      | Demolition of tanks and structures across from South Commons Softball Complex                          |                      |            |
| <b>BENEFIT TO THE COMMUNITY:</b> | Provides a safer and cleaner environment for citizens, employees, and visitors to the Softball Complex |                      |            |
| <b>OPERATING BUDGET IMPACT:</b>  | No impact on operational budget  |                      |            |
| <b>MANAGING DEPARTMENT:</b>      | VARIOUS  | <b>PROJECT TYPE:</b> | MANAGEMENT |
| <b>ACCOUNT CODE:</b>             | 0508 660 1000  | <b>PROJECT NO:</b>   | 22957      |

|                              | Prior Years       | FY20              | Total             |
|------------------------------|-------------------|-------------------|-------------------|
| <b>FUNDING SOURCES</b>       |                   |                   |                   |
| Fund Balance                 | \$ 300,000        |                   | \$ 300,000        |
| Bond Proceeds                |                   |                   |                   |
| Sales Tax                    |                   |                   |                   |
| Other                        |                   |                   |                   |
| Balance Forward              |                   | \$ 300,000        |                   |
| <b>TOTAL FUNDING SOURCES</b> | <b>\$ 300,000</b> | <b>\$ 300,000</b> | <b>\$ 300,000</b> |
| <b>PROJECT COSTS</b>         |                   |                   |                   |
| Professional Services        |                   | \$ 300,000        | \$ 300,000        |
| Legal                        |                   |                   |                   |
| Architect/Engineering        |                   |                   |                   |
| Appraisal/Negotiations       |                   |                   |                   |
| Construction                 |                   |                   |                   |
| Land Acquisition             |                   |                   |                   |
| Furnishings & Equipment      |                   |                   |                   |
| <b>BUDGETED EXPENDITURES</b> | <b>\$ -</b>       | <b>\$ 300,000</b> | <b>\$ 300,000</b> |
| <b>BALANCE</b>               | <b>\$ 300,000</b> | <b>\$ -</b>       | <b>\$ -</b>       |

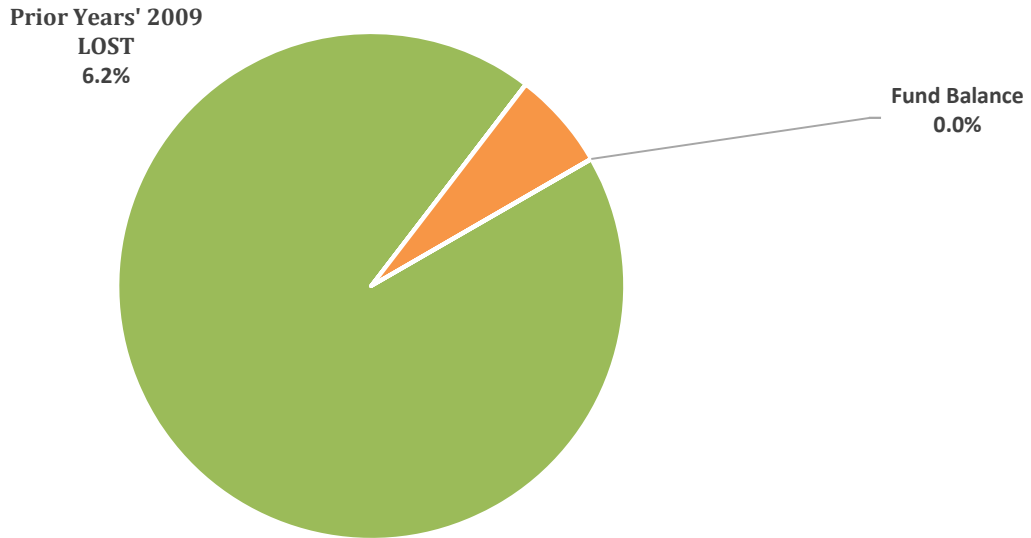


# PARKS, RECREATION & LEISURE SUMMARY

---

## FY20 FINANCING METHOD

\$95,994

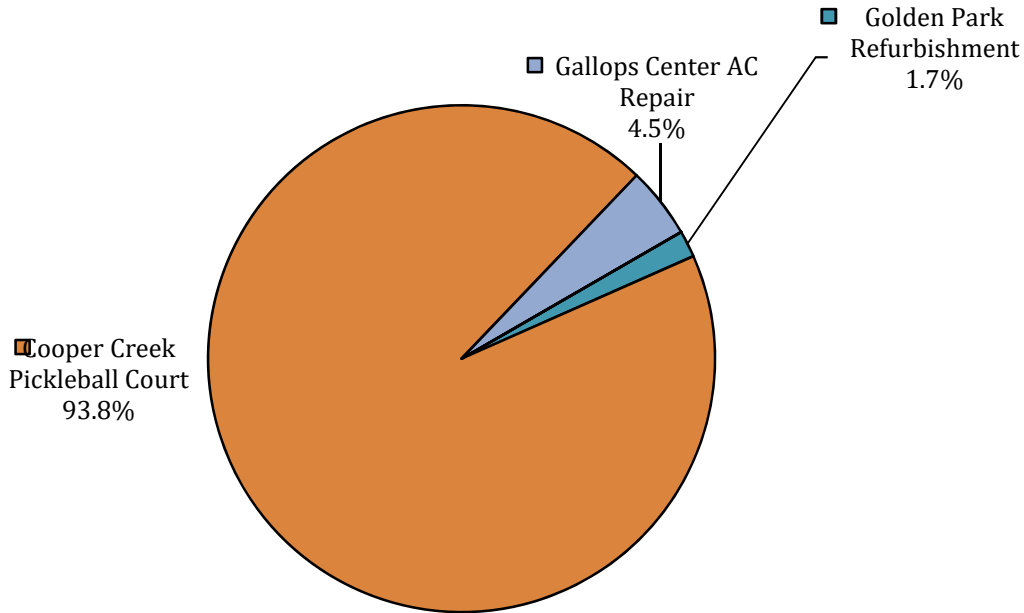


## FY20 FINANCING FOR PARKS & RECREATION PROJECTS

| METHOD/SOURCE            | AMOUNT           |
|--------------------------|------------------|
| Fund Balance             | \$ -             |
| 1999 SPLOST              | -                |
| Prior Years' Fund        | 90,000           |
| 2009 LOST                | -                |
| Prior Years' 1999 SPLOST | -                |
| Prior Years' 2009 LOST   | 5,994            |
| Prior Years' Bond Funds  | -                |
| <b>FY20 TOTAL</b>        | <b>\$ 95,994</b> |

# PARKS, RECREATION & LEISURE SUMMARY

## FY20 PROJECT COSTS \$95,994



## FY20 PARKS & RECREATION PROJECTS

| PROJECT                       | AMOUNT           |
|-------------------------------|------------------|
| Comer Gym Restoration/Roof    | \$ -             |
| Outdoor Pools Repair          | -                |
| Cooper Creek Expansion        | -                |
| Memorial Stadium Assessment   | -                |
| Golden Park Refurbishment     | 1,643            |
| Cooper Creek Pickleball Court | 90,000           |
| Gallops Center AC Repair      | 4,350            |
| Memorial Stadium Void Repair  | -                |
| <b>FY20 TOTAL</b>             | <b>\$ 95,994</b> |

# PARKS, RECREATION AND LEISURE SUMMARY

## FIVE YEAR FORECAST PARKS, RECREATION AND LEISURE CAPITAL IMPROVEMENT PROJECTS

|                               |  |             | Carryforward        | FY20             | FY21        | FY22        | FY23        | Total               |
|-------------------------------|--|-------------|---------------------|------------------|-------------|-------------|-------------|---------------------|
| <b>FUNDING SOURCES</b>        |  |             |                     |                  |             |             |             |                     |
| Fund Balance                  |  |             | \$ 90,000           | \$ -             |             |             |             | \$ 90,000           |
| Bond Proceeds                 |  |             |                     |                  |             |             |             | \$ -                |
| Sales Tax (2009 LOST)         |  |             | \$ 5,994            | \$ -             |             |             |             | \$ 5,994            |
| Sales Tax (1999 SPLOST)       |  |             |                     |                  |             |             |             | \$ -                |
| Balance Forward               |  |             |                     |                  |             |             |             | \$ -                |
| <b>TOTAL FUNDING</b>          |  |             | <b>\$ 95,994</b>    | <b>\$ -</b>      | <b>\$ -</b> | <b>\$ -</b> | <b>\$ -</b> | <b>\$ 95,994</b>    |
|                               |  |             |                     | <b>\$ 95,994</b> |             |             |             |                     |
| <b>PROJECT COSTS</b>          |  |             |                     |                  |             |             |             |                     |
| Comer Gym Restoration         |  | Parks & Rec | \$ 2,577,610        | \$ -             |             |             |             | \$ 2,577,610        |
| Outdoor Pools Repair          |  | Parks & Rec | \$ 600,000          | \$ -             |             |             |             | \$ 600,000          |
| Cooper Creek Expansion        |  | Parks & Rec | \$ 1,500,000        | \$ -             |             |             |             | \$ 1,500,000        |
| Memorial Stadium Assessment   |  | Parks & Rec | \$ 2,000            | \$ -             |             |             |             | \$ 2,000            |
| Golden Park Refurbishment     |  | Parks & Rec | \$ 125,374          | \$ 1,643         |             |             |             | \$ 127,017          |
| Cooper Creek Pickleball Court |  | Parks & Rec | \$ -                | \$ 90,000        |             |             |             | \$ 90,000           |
| Gallops Center AC Replacement |  | Parks & Rec | \$ 59,485           | \$ 4,350         |             |             |             | \$ 63,835           |
| Memorial Stadium Void Repair  |  | Parks & Rec | \$ 161,067          | \$ -             |             |             |             | \$ 161,067          |
| <b>TOTAL PROJECT COSTS</b>    |  |             | <b>\$ 5,025,537</b> | <b>\$ 95,994</b> | <b>\$ -</b> | <b>\$ -</b> | <b>\$ -</b> | <b>\$ 5,121,530</b> |

## COMER GYM RESTORATION

|                                  |   |                      |                               |
|----------------------------------|---|----------------------|-------------------------------|
| <b>PROJECT NAME:</b>             | Comer Gym Restoration   |                      |                               |
| <b>PROJECT DESCRIPTION:</b>      | Restoration of Comer Gym  |                      |                               |
| <b>BENEFIT TO THE COMMUNITY:</b> | Citizens benefit from the use of an improved recreational facility with both historic and cultural significance. Facility provides recreation and other citizen activities. |                      |                               |
| <b>OPERATING BUDGET IMPACT:</b>  | No impact on operational budget   |                      |                               |
| <b>MANAGING DEPARTMENT:</b>      | PARKS AND RECREATION<br>0508 660 1000 and<br>0109 260 9901  | <b>PROJECT TYPE:</b> | PARKS, RECREATION AND LEISURE |
| <b>ACCOUNT CODE:</b>             |   | <b>PROJECT NO:</b>   | 22928, 96017, 96028           |

|                              | Prior Years         | FY20        | Total               |
|------------------------------|---------------------|-------------|---------------------|
| <b>FUNDING SOURCES</b>       |                     |             |                     |
| Fund Balance - General Fund  | \$ 766,924          |             | \$ 766,924          |
| Bond Proceeds                |                     |             |                     |
| Sales Tax (2009 LOST)        | \$ 1,810,686        |             | \$ 1,810,686        |
| Other                        |                     |             |                     |
| Balance Forward              |                     |             |                     |
| <b>TOTAL FUNDING SOURCES</b> | <b>\$ 2,577,610</b> | <b>\$ -</b> | <b>\$ 2,577,610</b> |
| <b>PROJECT COSTS</b>         |                     |             |                     |
| Professional Services        |                     |             |                     |
| Legal                        |                     |             |                     |
| Architect/Engineering        | \$ 11,154           |             | \$ 11,154           |
| Appraisal/Negotiations       |                     |             |                     |
| Construction                 | \$ 2,556,467        |             | \$ 2,556,467        |
| Land Acquisition             |                     |             |                     |
| Furnishings & Equipment      | \$ 9,989            |             | \$ 9,989            |
| <b>BUDGETED EXPENDITURES</b> | <b>\$ 2,577,610</b> | <b>\$ -</b> | <b>\$ 2,577,610</b> |
| <b>BALANCE</b>               | <b>\$ -</b>         | <b>\$ -</b> | <b>\$ -</b>         |

## OUTDOOR POOL REPAIRS

|                                  |   |                      |                               |
|----------------------------------|---|----------------------|-------------------------------|
| <b>PROJECT NAME:</b>             | Shirley Winston, Rigdon Park, Psalmnd Rd and Dbl Churches Pools                           |                      |                               |
| <b>PROJECT DESCRIPTION:</b>      | Structural repairs for Shirley Winston, Rigdon Park, Psalmnd Rd and Double Churches Pools |                      |                               |
| <b>BENEFIT TO THE COMMUNITY:</b> | Provide a comfortable, safe and enjoyable amenity facility for citizens                   |                      |                               |
| <b>OPERATING BUDGET IMPACT:</b>  | No impact on operational budget   |                      |                               |
| <b>MANAGING DEPARTMENT:</b>      | PARKS AND RECREATION  | <b>PROJECT TYPE:</b> | PARKS, RECREATION AND LEISURE |
| <b>ACCOUNT CODE:</b>             | 0109 260 9901   | <b>PROJECT NO:</b>   | 96035, 96036, 96037, 96038    |

|                              | Prior Years       | FY20        | Total             |
|------------------------------|-------------------|-------------|-------------------|
| <b>FUNDING SOURCES</b>       |                   |             |                   |
| Fund Balance                 |                   |             |                   |
| Bond Proceeds                |                   |             |                   |
| Sales Tax (2009 LOST)        | \$ 600,000        |             | \$ 600,000        |
| Other                        |                   |             |                   |
| Balance Forward              |                   |             |                   |
| <b>TOTAL FUNDING SOURCES</b> | <b>\$ 600,000</b> | <b>\$ -</b> | <b>\$ 600,000</b> |
| <b>PROJECT COSTS</b>         |                   |             |                   |
| Professional Services        |                   |             |                   |
| Legal                        |                   |             |                   |
| Architect/Engineering        |                   |             |                   |
| Appraisal/Negotiations       |                   |             |                   |
| Construction                 | \$ 600,000        |             | \$ 600,000        |
| Land Acquisition             |                   |             |                   |
| Furnishings & Equipment      |                   |             |                   |
| <b>BUDGETED EXPENDITURES</b> | <b>\$ 600,000</b> | <b>\$ -</b> | <b>\$ 600,000</b> |
| <b>BALANCE</b>               | <b>\$ -</b>       | <b>\$ -</b> | <b>\$ -</b>       |

## COOPER CREEK EXPANSION CONSTRUCTION

|                                  |   |                      |                               |
|----------------------------------|---|----------------------|-------------------------------|
| <b>PROJECT NAME:</b>             | Cooper Creek Expansion Construction                           |                      |                               |
| <b>PROJECT DESCRIPTION:</b>      | Expansion of the Cooper Creek Tennis Courts                   |                      |                               |
| <b>BENEFIT TO THE COMMUNITY:</b> | Provide a club house and additional tennis courts to citizens |                      |                               |
| <b>OPERATING BUDGET IMPACT:</b>  | No impact on operational budget                               |                      |                               |
| <b>MANAGING DEPARTMENT:</b>      | PARKS AND RECREATION  | <b>PROJECT TYPE:</b> | PARKS, RECREATION AND LEISURE |
| <b>ACCOUNT CODE:</b>             | 0109 260 9901   | <b>PROJECT NO:</b>   | 96039                         |

|                              | Prior Years         | FY20        | Total               |
|------------------------------|---------------------|-------------|---------------------|
| <b>FUNDING SOURCES</b>       |                     |             |                     |
| Fund Balance                 |                     |             |                     |
| Bond Proceeds                |                     |             |                     |
| Sales Tax (2009 LOST)        | \$ 1,500,000        |             | \$ 1,500,000        |
| Other                        |                     |             |                     |
| Balance Forward              |                     |             |                     |
| <b>TOTAL FUNDING SOURCES</b> | <b>\$ 1,500,000</b> | <b>\$ -</b> | <b>\$ 1,500,000</b> |
| <b>PROJECT COSTS</b>         |                     |             |                     |
| Professional Services        |                     |             |                     |
| Legal                        |                     |             |                     |
| Architect/Engineering        |                     |             |                     |
| Appraisal/Negotiations       |                     |             |                     |
| Construction                 | \$ 1,500,000        |             | \$ 1,500,000        |
| Land Acquisition             |                     |             |                     |
| Furnishings & Equipment      |                     |             |                     |
| <b>BUDGETED EXPENDITURES</b> | <b>\$ 1,500,000</b> | <b>\$ -</b> | <b>\$ 1,500,000</b> |
| <b>BALANCE</b>               | <b>\$ -</b>         | <b>\$ -</b> | <b>\$ -</b>         |

## MEMORIAL STADIUM STRUCTURAL ASSESSMENT

|                                  |   |                      |                               |
|----------------------------------|---|----------------------|-------------------------------|
| <b>PROJECT NAME:</b>             | Memorial Stadium Structural Assessment                                  |                      |                               |
| <b>PROJECT DESCRIPTION:</b>      | Structural Assessment of football stadium for repairs                   |                      |                               |
| <b>BENEFIT TO THE COMMUNITY:</b> | Provide a comfortable, safe and enjoyable amenity facility for citizens |                      |                               |
| <b>OPERATING BUDGET IMPACT:</b>  | No impact on operational budget   |                      |                               |
| <b>MANAGING DEPARTMENT:</b>      | PARKS AND RECREATION  | <b>PROJECT TYPE:</b> | PARKS, RECREATION AND LEISURE |
| <b>ACCOUNT CODE:</b>             | 0109 260 9901   | <b>PROJECT NO:</b>   | 96029                         |

|                              | Prior Years     | FY20        | Total           |
|------------------------------|-----------------|-------------|-----------------|
| <b>FUNDING SOURCES</b>       |                 |             |                 |
| Fund Balance                 |                 |             |                 |
| Bond Proceeds                |                 |             |                 |
| Sales Tax (2009 LOST)        | \$ 2,000        |             | \$ 2,000        |
| Other                        |                 |             |                 |
| Balance Forward              |                 |             |                 |
| <b>TOTAL FUNDING SOURCES</b> | <b>\$ 2,000</b> | <b>\$ -</b> | <b>\$ 2,000</b> |
| <b>PROJECT COSTS</b>         |                 |             |                 |
| Professional Services        |                 |             |                 |
| Legal                        |                 |             |                 |
| Architect/Engineering        | \$ 2,000        |             | \$ 2,000        |
| Appraisal/Negotiations       |                 |             |                 |
| Construction                 |                 |             |                 |
| Land Acquisition             |                 |             |                 |
| Furnishings & Equipment      |                 |             |                 |
| <b>BUDGETED EXPENDITURES</b> | <b>\$ 2,000</b> | <b>\$ -</b> | <b>\$ 2,000</b> |
| <b>BALANCE</b>               | <b>\$ -</b>     | <b>\$ -</b> | <b>\$ -</b>     |

## GOLDEN PARK REFURBISHMENT

|                                  |   |                      |                               |
|----------------------------------|---|----------------------|-------------------------------|
| <b>PROJECT NAME:</b>             | Golden Park Refurbishment   |                      |                               |
| <b>PROJECT DESCRIPTION:</b>      | Structural repairs to recreational facility.                          |                      |                               |
| <b>BENEFIT TO THE COMMUNITY:</b> | Provide a more comfortable, safe and enjoyable facility for citizens. |                      |                               |
| <b>OPERATING BUDGET IMPACT:</b>  | No impact on operational budget                                       |                      |                               |
| <b>MANAGING DEPARTMENT:</b>      | PARKS AND RECREATION  | <b>PROJECT TYPE:</b> | PARKS, RECREATION AND LEISURE |
| <b>ACCOUNT CODE:</b>             | 0109 260 9901   | <b>PROJECT NO:</b>   | 96047                         |

|                              | Prior Years       | FY20            | Total             |
|------------------------------|-------------------|-----------------|-------------------|
| <b>FUNDING SOURCES</b>       |                   |                 |                   |
| Fund Balance                 |                   |                 |                   |
| Bond Proceeds                |                   |                 |                   |
| Sales Tax (2009 LOST)        | \$ 127,017        |                 | \$ 127,017        |
| Other                        |                   |                 |                   |
| Balance Forward              |                   | \$ 1,643        |                   |
| <b>TOTAL FUNDING SOURCES</b> | <b>\$ 127,017</b> | <b>\$ 1,643</b> | <b>\$ 127,017</b> |
| <b>PROJECT COSTS</b>         |                   |                 |                   |
| Professional Services        | \$ 36,238         |                 | \$ 36,238         |
| Legal                        |                   |                 |                   |
| Architect/Engineering        |                   |                 | \$ -              |
| Appraisal/Negotiations       |                   |                 |                   |
| Construction                 | \$ 89,136         | \$ 1,643        | \$ 90,779         |
| Land Acquisition             |                   |                 |                   |
| Furnishings & Equipment      |                   |                 |                   |
| <b>BUDGETED EXPENDITURES</b> | <b>\$ 125,374</b> | <b>\$ 1,643</b> | <b>\$ 127,017</b> |
| <b>BALANCE</b>               | <b>\$ 1,643</b>   | <b>\$ -</b>     | <b>\$ -</b>       |



## COOPER CREEK TENNIS CENTER PICKLEBALL COURTS

|                                  |  |                      |            |
|----------------------------------|--|----------------------|------------|
| <b>PROJECT NAME:</b>             | Cooper Creek Tennis Center Pickleball Courts   |                      |            |
| <b>PROJECT DESCRIPTION:</b>      | This project will build 6 Pickleball Courts with lights and fencing  |                      |            |
| <b>BENEFIT TO THE COMMUNITY:</b> | Pickleball is one of the fastest growing sports throughout the United States. These courts will provide yet another activity for the community that addresses health, wellness and quality of life issues. |                      |            |
| <b>OPERATING BUDGET IMPACT:</b>  | A small impact on the operating budget in that existing staff will maintain these courts as well as the others at the complex.   |                      |            |
| <b>MANAGING DEPARTMENT:</b>      | VARIOUS  | <b>PROJECT TYPE:</b> | MANAGEMENT |
| <b>ACCOUNT CODE:</b>             | 0508 660 1000  | <b>PROJECT NO:</b>   | 22954      |

|                              | Prior Years      | FY20             | Total            |
|------------------------------|------------------|------------------|------------------|
| <b>FUNDING SOURCES</b>       |                  |                  |                  |
| Fund Balance                 | \$ 90,000        |                  | \$ 90,000        |
| Bond Proceeds                |                  |                  |                  |
| Sales Tax (2009 LOST)        |                  |                  |                  |
| Other                        |                  |                  |                  |
| Balance Forward              |                  | \$ 90,000        |                  |
| <b>TOTAL FUNDING SOURCES</b> | <b>\$ 90,000</b> | <b>\$ 90,000</b> | <b>\$ 90,000</b> |
| <b>PROJECT COSTS</b>         |                  |                  |                  |
| Professional Services        |                  | \$ 10,000        | \$ 10,000        |
| Legal                        |                  |                  |                  |
| Architect/Engineering        |                  |                  |                  |
| Appraisal/Negotiations       |                  |                  |                  |
| Construction                 |                  | \$ 80,000        | \$ 80,000        |
| Land Acquisition             |                  |                  |                  |
| Furnishings & Equipment      |                  |                  |                  |
| <b>BUDGETED EXPENDITURES</b> | <b>\$ -</b>      | <b>\$ 90,000</b> | <b>\$ 90,000</b> |
| <b>BALANCE</b>               | <b>\$ 90,000</b> | <b>\$ -</b>      | <b>\$ -</b>      |

## GALLOPS CENTER A/C REPLACEMENT

|                                  |   |                      |                               |
|----------------------------------|---|----------------------|-------------------------------|
| <b>PROJECT NAME:</b>             | Gallops Center A/C Replacement  |                      |                               |
| <b>PROJECT DESCRIPTION:</b>      | Replace existing A/C unit in facility                                   |                      |                               |
| <b>BENEFIT TO THE COMMUNITY:</b> | Provide a comfortable, safe and enjoyable amenity facility for citizens |                      |                               |
| <b>OPERATING BUDGET IMPACT:</b>  | Minimal impact to operational budget                                    |                      |                               |
| <b>MANAGING DEPARTMENT:</b>      | PARKS AND RECREATION  | <b>PROJECT TYPE:</b> | PARKS, RECREATION AND LEISURE |
| <b>ACCOUNT CODE:</b>             | 0109 260 9901   | <b>PROJECT NO:</b>   | 96058                         |

|                              | Prior Years      | FY20            | Total            |
|------------------------------|------------------|-----------------|------------------|
| <b>FUNDING SOURCES</b>       |                  |                 |                  |
| Fund Balance                 |                  |                 |                  |
| Bond Proceeds                |                  |                 |                  |
| Sales Tax (2009 LOST)        | \$ 63,836        |                 | \$ 63,836        |
| Other                        |                  |                 |                  |
| Balance Forward              |                  | \$ 4,350        |                  |
| <b>TOTAL FUNDING SOURCES</b> | <b>\$ 63,836</b> | <b>\$ 4,350</b> | <b>\$ 63,836</b> |
| <b>PROJECT COSTS</b>         |                  |                 |                  |
| Professional Services        |                  |                 |                  |
| Legal                        |                  |                 |                  |
| Architect/Engineering        |                  |                 |                  |
| Appraisal/Negotiations       |                  |                 |                  |
| Construction                 | \$ 59,485        | \$ 4,350        | \$ 63,835        |
| Land Acquisition             |                  |                 |                  |
| Furnishings & Equipment      |                  |                 |                  |
| <b>BUDGETED EXPENDITURES</b> | <b>\$ 59,485</b> | <b>\$ 4,350</b> | <b>\$ 63,835</b> |
| <b>BALANCE</b>               | <b>\$ 4,350</b>  | <b>\$ -</b>     | <b>\$ -</b>      |

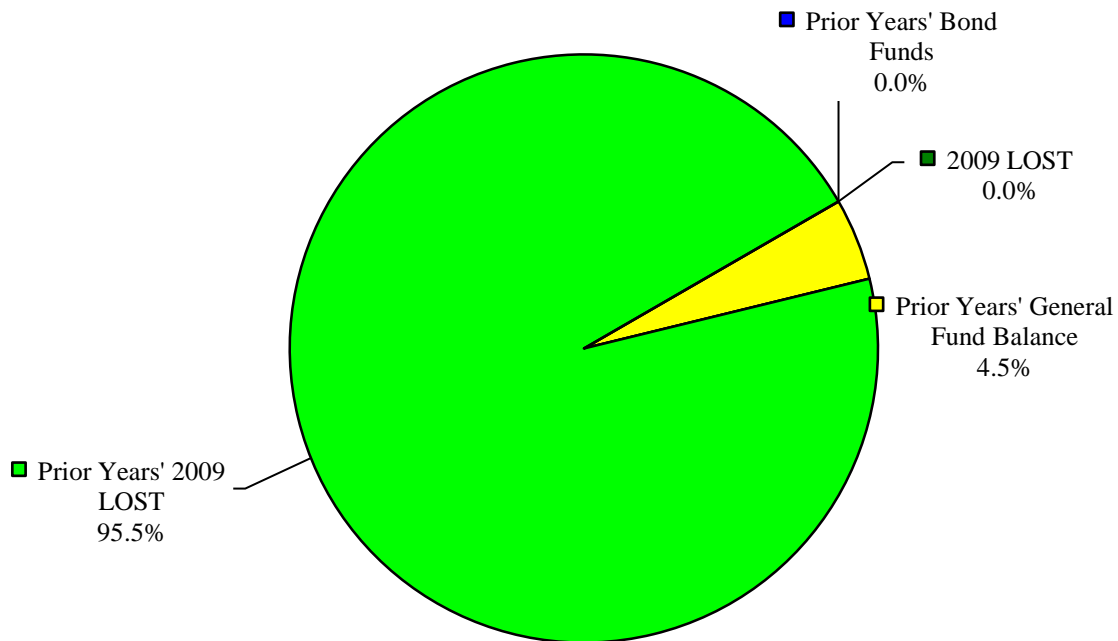
## MEMORIAL STADIUM VOID REPAIR OLOST

|                                  |   |                      |                               |
|----------------------------------|---|----------------------|-------------------------------|
| <b>PROJECT NAME:</b>             | Memorial Stadium Void Repair OLOST                                      |                      |                               |
| <b>PROJECT DESCRIPTION:</b>      | Repairing stadium due to erosion damage                                 |                      |                               |
| <b>BENEFIT TO THE COMMUNITY:</b> | Provide a comfortable, safe and enjoyable amenity facility for citizens |                      |                               |
| <b>OPERATING BUDGET IMPACT:</b>  | No impact on operational budget   |                      |                               |
| <b>MANAGING DEPARTMENT:</b>      | PARKS AND RECREATION  | <b>PROJECT TYPE:</b> | PARKS, RECREATION AND LEISURE |
| <b>ACCOUNT CODE:</b>             | 0508 660 1000   | <b>PROJECT NO:</b>   | 22958                         |

|                              | Prior Years       | FY20        | Total             |
|------------------------------|-------------------|-------------|-------------------|
| <b>FUNDING SOURCES</b>       |                   |             |                   |
| Fund Balance                 | \$ 161,067        |             | \$ 161,067        |
| Bond Proceeds                |                   |             |                   |
| Sales Tax                    |                   |             |                   |
| Other                        |                   |             |                   |
| Balance Forward              |                   |             |                   |
| <b>TOTAL FUNDING SOURCES</b> | <b>\$ 161,067</b> | <b>\$ -</b> | <b>\$ 161,067</b> |
| <b>PROJECT COSTS</b>         |                   |             |                   |
| Professional Services        |                   |             |                   |
| Legal                        |                   |             |                   |
| Architect/Engineering        |                   |             |                   |
| Appraisal/Negotiations       |                   |             |                   |
| Construction                 | \$ 161,067        |             | \$ 161,067        |
| Land Acquisition             |                   |             |                   |
| Furnishings & Equipment      |                   |             |                   |
| <b>BUDGETED EXPENDITURES</b> | <b>\$ 161,067</b> | <b>\$ -</b> | <b>\$ 161,067</b> |
| <b>BALANCE</b>               | <b>\$ -</b>       | <b>\$ -</b> | <b>\$ -</b>       |

# PUBLIC SAFETY/CRIMINAL JUSTICE SUMMARY

## FY20 FINANCING METHOD \$1,909,545

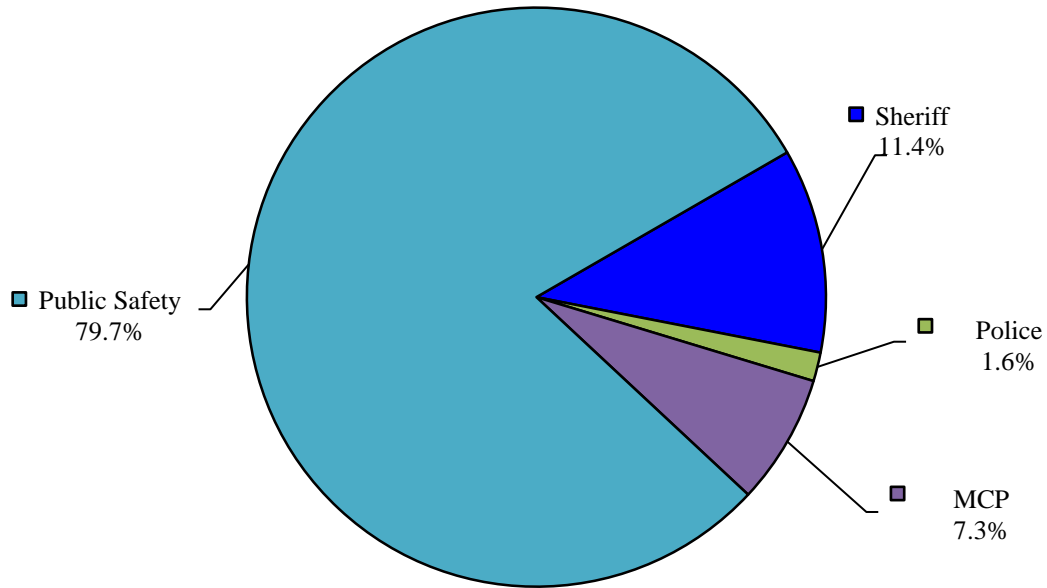


## FY20 FINANCING FOR PUBLIC SAFETY/CRIMINAL JUSTICE PROJECTS

| METHOD/SOURCE                     | AMOUNT              |
|-----------------------------------|---------------------|
| Fund Balance                      | \$ -                |
| 1999 SPLOST                       | -                   |
| 2009 LOST                         | -                   |
| Prior Years' General Fund Balance | 86,260              |
| Prior Years' 1999 SPLOST          | -                   |
| Prior Years' 2009 LOST            | 1,823,285           |
| Prior Years' Bond Funds           | -                   |
| <b>FY20 TOTAL</b>                 | <b>\$ 1,909,545</b> |

# PUBLIC SAFETY/CRIMINAL JUSTICE SUMMARY

## FY20 PROJECT COSTS \$1,909,545



## FY20 PUBLIC SAFETY/CRIMINAL JUSTICE PROJECTS

| PROJECT           | AMOUNT              |
|-------------------|---------------------|
| Fire/EMS          | \$ -                |
| Sheriff           | 217,767             |
| Police            | 30,756              |
| MCP               | 138,733             |
| Public Safety     | 1,522,289           |
| <b>FY20 TOTAL</b> | <b>\$ 1,909,545</b> |

# PUBLIC SAFETY/CRIMINAL JUSTICE SUMMARY

## FIVE YEAR FORECAST PUBLIC SAFETY/CRIMINAL JUSTICE CAPITAL IMPROVEMENT PROJECTS

|                                       |  |               | Carryforward        | FY20                | FY21             | FY22             | FY23        | Total                |
|---------------------------------------|--|---------------|---------------------|---------------------|------------------|------------------|-------------|----------------------|
| <b>FUNDING SOURCES</b>                |  |               |                     |                     |                  |                  |             |                      |
| Fund Balance and Other                |  |               | \$ 86,260           | \$ -                |                  |                  |             | \$ 86,260            |
| Bond Proceeds                         |  |               |                     |                     |                  |                  |             | \$ -                 |
| Sales Tax (2009 LOST)                 |  |               | \$ 1,823,285        | \$ -                | \$ 25,000        | \$ 20,000        |             | \$ 1,868,285         |
| Sales Tax (1999 SPLOST)               |  |               |                     |                     |                  |                  |             | \$ -                 |
| Balance Forward                       |  |               |                     |                     |                  |                  |             | \$ -                 |
| <b>TOTAL FUNDING</b>                  |  |               | <b>\$ 1,909,545</b> | <b>\$ -</b>         | <b>\$ 25,000</b> | <b>\$ 20,000</b> | <b>\$ -</b> | <b>\$ 1,954,545</b>  |
|                                       |  |               |                     | <b>\$ 1,909,545</b> |                  |                  |             |                      |
| <b>PROJECT COSTS</b>                  |  |               |                     |                     |                  |                  |             |                      |
| Fire Station No. 9                    |  | Fire/EMS      | \$ 3,340,223        | \$ -                |                  |                  |             | \$ 3,340,223         |
| Fire Burn Building                    |  | Fire/EMS      | \$ 2,159,802        | \$ -                |                  |                  |             | \$ 2,159,802         |
| Fire Station No. 11 Repairs           |  | Fire/EMS      | \$ 631,851          | \$ -                |                  |                  |             | \$ 631,851           |
| N Police Station Improvements         |  | Police        | \$ 77,197           | \$ -                |                  |                  |             | \$ 77,197            |
| Court Management System               |  | Public Safety | \$ -                | \$ 1,500,000        | \$ 25,000        | \$ 20,000        |             | \$ 1,545,000         |
| State Criminal Assistance             |  | Sheriff       | \$ 597,723          | \$ 33,214           |                  |                  |             | \$ 630,937           |
| Ga Job TIPS                           |  | Police        | \$ 33,525           | \$ 25,756           |                  |                  |             | \$ 59,281            |
| Fire Station No. 4 Roof               |  | Fire/EMS      | \$ 106,728          | \$ -                |                  |                  |             | \$ 106,728           |
| MCP Air Handler Replacement           |  | MCP           | \$ 71,970           | \$ 30               |                  |                  |             | \$ 72,000            |
| Jail Water Heater Storage Tank        |  | Sheriff       | \$ 59,707           | \$ 293              |                  |                  |             | \$ 60,000            |
| Jail Structure Assessment             |  | Sheriff       | \$ 28,645           | \$ -                |                  |                  |             | \$ 28,645            |
| MCP Air Conditioner Replacement       |  | MCP           | \$ 31,500           | \$ 38,500           |                  |                  |             | \$ 70,000            |
| Recorder's Court Renovations          |  | Public Safety | \$ 103,651          | \$ -                |                  |                  |             | \$ 103,651           |
| Jail AC Unit Replacements             |  | Sheriff       | \$ -                | \$ 120,000          |                  |                  |             | \$ 120,000           |
| MCP Roof Repair                       |  | MCP           | \$ -                | \$ 100,000          |                  |                  |             | \$ 100,000           |
| North Precinct Roof Repair            |  | Public Safety | \$ 81,447           | \$ -                |                  |                  |             | \$ 81,447            |
| Jail Kitchen Floor Repairs            |  | Sheriff       | \$ 213,131          | \$ 64,260           |                  |                  |             | \$ 277,391           |
| MCP Hot Water Tank Replacement        |  | MCP           | \$ 79,797           | \$ 203              |                  |                  |             | \$ 80,000            |
| Public Safety Building Renovations    |  | Public Safety | \$ 77,711           | \$ 22,289           |                  |                  |             | \$ 100,000           |
| Columbus Police Department Info. Fund |  | Police        | \$ 5,000            | \$ 5,000            |                  |                  |             | \$ 10,000            |
| Jail Shower Repairs OLOST             |  | Sheriff       | \$ 259,489          | \$ -                |                  |                  |             | \$ 259,489           |
| River Road Radio Tower Repair         |  | Public Safety | \$ 113,000          | \$ -                |                  |                  |             | \$ 113,000           |
|                                       |  |               |                     |                     |                  |                  |             | \$ -                 |
| <b>TOTAL PROJECT COSTS</b>            |  |               | <b>\$ 8,072,096</b> | <b>\$ 1,909,545</b> | <b>\$ 25,000</b> | <b>\$ 20,000</b> | <b>\$ -</b> | <b>\$ 10,026,641</b> |

## FIRE STATION NO. 9

|                                  |   |                      |               |
|----------------------------------|---|----------------------|---------------|
| <b>PROJECT NAME:</b>             | Fire Station No. 9  |                      |               |
| <b>PROJECT DESCRIPTION:</b>      | Construct new Firehouse facility to replace existing facility on 29th ST  |                      |               |
| <b>BENEFIT TO THE COMMUNITY:</b> | Improved facility will enhance capacity of firefighters and improve quality of facilities for Fire/EMS services to the area |                      |               |
| <b>OPERATING BUDGET IMPACT:</b>  | No change to operational budget   |                      |               |
| <b>MANAGING DEPARTMENT:</b>      | Fire/EMS  | <b>PROJECT TYPE:</b> | PUBLIC SAFETY |
| <b>ACCOUNT CODE:</b>             | 0559 800 2100   | <b>PROJECT NO:</b>   | 82001         |

|                              | Prior Years         | FY20        | Total               |
|------------------------------|---------------------|-------------|---------------------|
| <b>FUNDING SOURCES</b>       |                     |             |                     |
| Fund Balance                 |                     |             |                     |
| Bond Proceeds                | \$ 3,340,223        |             | \$ 3,340,223        |
| Sales Tax                    |                     |             |                     |
| Other                        |                     |             |                     |
| Balance Forward              |                     |             |                     |
| <b>TOTAL FUNDING SOURCES</b> | <b>\$ 3,340,223</b> | <b>\$ -</b> | <b>\$ 3,340,223</b> |
| <b>PROJECT COSTS</b>         |                     |             |                     |
| Professional Services        |                     |             |                     |
| Legal                        |                     |             |                     |
| Architect/Engineering        | \$ 381,458          |             | \$ 381,458          |
| Appraisal/Negotiations       |                     |             |                     |
| Construction                 | \$ 2,179,888        |             | \$ 2,179,888        |
| Land Acquisition             | \$ 778,877          |             | \$ 778,877          |
| Furnishings & Equipment      |                     |             |                     |
| <b>BUDGETED EXPENDITURES</b> | <b>\$ 3,340,223</b> | <b>\$ -</b> | <b>\$ 3,340,223</b> |
| <b>BALANCE</b>               |                     |             |                     |
|                              | <b>\$ -</b>         | <b>\$ -</b> | <b>\$ -</b>         |

## FIRE BURN BUILDING

|                                  |   |                      |               |
|----------------------------------|---|----------------------|---------------|
| <b>PROJECT NAME:</b>             | Fire Burn Building  |                      |               |
| <b>PROJECT DESCRIPTION:</b>      | Construct new burn building to replace existing facility on Jackson St.   |                      |               |
| <b>BENEFIT TO THE COMMUNITY:</b> | Improved facility will enhance training of firefighters and improve quality of facilities for Fire/EMS services to the area |                      |               |
| <b>OPERATING BUDGET IMPACT:</b>  | No change to operational budget   |                      |               |
| <b>MANAGING DEPARTMENT:</b>      | Fire/EMS  | <b>PROJECT TYPE:</b> | PUBLIC SAFETY |
| <b>ACCOUNT CODE:</b>             | 0508 660 1000   | <b>PROJECT NO:</b>   | 22941         |

|                              | Prior Years         | FY20        | Total               |
|------------------------------|---------------------|-------------|---------------------|
| <b>FUNDING SOURCES</b>       |                     |             |                     |
| Fund Balance                 |                     |             |                     |
| Bond Proceeds                |                     |             |                     |
| Sales Tax (2009 LOST)        | \$ 2,159,802        |             | \$ 2,159,802        |
| Other                        |                     |             |                     |
| Balance Forward              |                     |             |                     |
| <b>TOTAL FUNDING SOURCES</b> | <b>\$ 2,159,802</b> | <b>\$ -</b> | <b>\$ 2,159,802</b> |
| <b>PROJECT COSTS</b>         |                     |             |                     |
| Professional Services        |                     |             |                     |
| Legal                        |                     |             |                     |
| Architect/Engineering        | \$ 756,231          |             | \$ 756,231          |
| Appraisal/Negotiations       |                     |             |                     |
| Construction                 | \$ 1,403,571        |             | \$ 1,403,571        |
| Land Acquisition             |                     |             |                     |
| Furnishings & Equipment      |                     |             |                     |
| <b>BUDGETED EXPENDITURES</b> | <b>\$ 2,159,802</b> | <b>\$ -</b> | <b>\$ 2,159,802</b> |
| <b>BALANCE</b>               |                     |             |                     |
|                              | <b>\$ -</b>         | <b>\$ -</b> | <b>\$ -</b>         |



## FIRE STATION NO. 11 BUILDING REPAIRS

|                                  |  |                      |               |
|----------------------------------|--|----------------------|---------------|
| <b>PROJECT NAME:</b>             | Fire Station No. 11 Building Repairs           |                      |               |
| <b>PROJECT DESCRIPTION:</b>      | Repair Fire Station damaged by fire            |                      |               |
| <b>BENEFIT TO THE COMMUNITY:</b> | Infrastructure improvement at the fire station |                      |               |
| <b>OPERATING BUDGET IMPACT:</b>  | No change to operational budget                |                      |               |
| <b>MANAGING DEPARTMENT:</b>      | Fire/EMS                                       | <b>PROJECT TYPE:</b> | PUBLIC SAFETY |
| <b>ACCOUNT CODE:</b>             | 0508 660 1000                                  | <b>PROJECT NO:</b>   | 22943         |

|                              | Prior Years       | FY20        | Total             |
|------------------------------|-------------------|-------------|-------------------|
| <b>FUNDING SOURCES</b>       |                   |             |                   |
| Fund Balance                 | \$ 631,851        |             | \$ 631,851        |
| Bond Proceeds                |                   |             |                   |
| Sales Tax (2009 LOST)        |                   |             |                   |
| Other                        |                   |             |                   |
| Balance Forward              |                   |             |                   |
| <b>TOTAL FUNDING SOURCES</b> | <b>\$ 631,851</b> | <b>\$ -</b> | <b>\$ 631,851</b> |
| <b>PROJECT COSTS</b>         |                   |             |                   |
| Professional Services        | \$ 4,750          |             | \$ 4,750          |
| Legal                        |                   |             |                   |
| Architect/Engineering        |                   |             |                   |
| Appraisal/Negotiations       | \$ 627,101        |             | \$ 627,101        |
| Construction                 |                   |             |                   |
| Land Acquisition             |                   |             |                   |
| Furnishings & Equipment      |                   |             |                   |
| <b>BUDGETED EXPENDITURES</b> | <b>\$ 631,851</b> | <b>\$ -</b> | <b>\$ 631,851</b> |
| <b>BALANCE</b>               | <b>\$ -</b>       | <b>\$ -</b> | <b>\$ -</b>       |

## N. POLICE STATION IMPROVEMENTS

|                                  |   |                      |               |
|----------------------------------|---|----------------------|---------------|
| <b>PROJECT NAME:</b>             | N. Police Station Improvements                                |                      |               |
| <b>PROJECT DESCRIPTION:</b>      | Building improvements to Police Station                       |                      |               |
| <b>BENEFIT TO THE COMMUNITY:</b> | Improve quality of facilities for Police services to the area |                      |               |
| <b>OPERATING BUDGET IMPACT:</b>  | No change to operational budget                               |                      |               |
| <b>MANAGING DEPARTMENT:</b>      | POLICE DEPT   | <b>PROJECT TYPE:</b> | PUBLIC SAFETY |
| <b>ACCOUNT CODE:</b>             | 0508 660 1000   | <b>PROJECT NO:</b>   | 22944         |

|                              | Prior Years      | FY20        | Total            |
|------------------------------|------------------|-------------|------------------|
| <b>FUNDING SOURCES</b>       |                  |             |                  |
| Fund Balance                 |                  |             |                  |
| Bond Proceeds                |                  |             |                  |
| Sales Tax (2009 LOST)        | \$ 77,197        |             | \$ 77,197        |
| Other                        |                  |             |                  |
| Balance Forward              |                  |             |                  |
| <b>TOTAL FUNDING SOURCES</b> | <b>\$ 77,197</b> | <b>\$ -</b> | <b>\$ 77,197</b> |
| <b>PROJECT COSTS</b>         |                  |             |                  |
| Professional Services        |                  |             |                  |
| Legal                        |                  |             |                  |
| Architect/Engineering        |                  |             |                  |
| Appraisal/Negotiations       |                  |             |                  |
| Construction                 | \$ 77,197        |             | \$ 77,197        |
| Land Acquisition             |                  |             |                  |
| Furnishings & Equipment      |                  |             |                  |
| <b>BUDGETED EXPENDITURES</b> | <b>\$ 77,197</b> | <b>\$ -</b> | <b>\$ 77,197</b> |
| <b>BALANCE</b>               | <b>\$ -</b>      | <b>\$ -</b> | <b>\$ -</b>      |

## COURT MANAGEMENT SYSTEM

|                                  |  |                      |               |
|----------------------------------|--|----------------------|---------------|
| <b>PROJECT NAME:</b>             | Court Management System  |                      |               |
| <b>PROJECT DESCRIPTION:</b>      | Integrate all court related systems into one cloud based application |                      |               |
| <b>BENEFIT TO THE COMMUNITY:</b> | Enhances services provided by public safety agencies to citizens     |                      |               |
| <b>OPERATING BUDGET IMPACT:</b>  | No change to operational budget                                      |                      |               |
| <b>MANAGING DEPARTMENT:</b>      | Information Tech   | <b>PROJECT TYPE:</b> | PUBLIC SAFETY |
| <b>ACCOUNT CODE:</b>             | 0508 660 1000  | <b>PROJECT NO:</b>   | 22945         |

|                              | Prior Years         | FY20                | Total               |
|------------------------------|---------------------|---------------------|---------------------|
| <b>FUNDING SOURCES</b>       |                     |                     |                     |
| Fund Balance                 |                     |                     |                     |
| Bond Proceeds                |                     |                     |                     |
| Sales Tax (2009 LOST)        | \$ 1,500,000        |                     | \$ 1,500,000        |
| Other                        |                     |                     |                     |
| Balance Forward              |                     | \$ 1,500,000        |                     |
| <b>TOTAL FUNDING SOURCES</b> | <b>\$ 1,500,000</b> | <b>\$ 1,500,000</b> | <b>\$ 1,500,000</b> |
| <b>PROJECT COSTS</b>         |                     |                     |                     |
| Professional Services        |                     | \$ 1,500,000        | \$ 1,500,000        |
| Legal                        |                     |                     |                     |
| Architect/Engineering        |                     |                     |                     |
| Appraisal/Negotiations       |                     |                     |                     |
| Construction                 |                     |                     |                     |
| Land Acquisition             |                     |                     |                     |
| Furnishings & Equipment      |                     |                     |                     |
| <b>BUDGETED EXPENDITURES</b> | <b>\$ -</b>         | <b>\$ 1,500,000</b> | <b>\$ 1,500,000</b> |
| <b>BALANCE</b>               | <b>\$ 1,500,000</b> | <b>\$ -</b>         | <b>\$ -</b>         |

## STATE CRIMINAL ALIEN ASSISTANCE PROGRAM

|                                  |  |                      |               |
|----------------------------------|--|----------------------|---------------|
| <b>PROJECT NAME:</b>             | State Criminal Alien Assistance Program  |                      |               |
| <b>PROJECT DESCRIPTION:</b>      | US Bureau of Justice program which recompensates municipalities for correctional officers associated with incarcerating illegal immigrants |                      |               |
| <b>BENEFIT TO THE COMMUNITY:</b> | Reduced taxpayer burden for cost of incarcerating inmates  |                      |               |
| <b>OPERATING BUDGET IMPACT:</b>  | Reduced cost of correctional officer detail  |                      |               |
| <b>MANAGING DEPARTMENT:</b>      | CRIMINAL JUSTICE   | <b>PROJECT TYPE:</b> | PUBLIC SAFETY |
| <b>ACCOUNT CODE:</b>             | 0508 660 1000  | <b>PROJECT NO:</b>   | 22180         |

|                              | Prior Years       | FY20             | Total             |
|------------------------------|-------------------|------------------|-------------------|
| <b>FUNDING SOURCES</b>       |                   |                  |                   |
| Fund Balance                 |                   |                  |                   |
| Bond Proceeds                |                   |                  |                   |
| Sales Tax                    |                   |                  |                   |
| Other-State                  | \$ 630,937        |                  | \$ 630,937        |
| Balance Forward              |                   | \$ 33,214        |                   |
| <b>TOTAL FUNDING SOURCES</b> | <b>\$ 630,937</b> | <b>\$ 33,214</b> | <b>\$ 630,937</b> |
| <b>PROJECT COSTS</b>         |                   |                  |                   |
| Program costs                | \$ 597,723        | \$ 33,214        | \$ 630,937        |
| Legal                        |                   |                  |                   |
| Architect/Engineering        |                   |                  |                   |
| Appraisal/Negotiations       |                   |                  |                   |
| Construction                 |                   |                  |                   |
| Land Acquisition             |                   |                  |                   |
| Furnishings & Equipment      |                   |                  |                   |
| <b>BUDGETED EXPENDITURES</b> | <b>\$ 597,723</b> | <b>\$ 33,214</b> | <b>\$ 630,937</b> |
| <b>BALANCE</b>               | <b>\$ 33,214</b>  | <b>\$ -</b>      | <b>\$ -</b>       |

## GA JOBS T.I.P.S PROGRAM

|                                  |  |                      |               |
|----------------------------------|--|----------------------|---------------|
| <b>PROJECT NAME:</b>             | Ga Jobs T.I.P.S Program  |                      |               |
| <b>PROJECT DESCRIPTION:</b>      | State of Georgia program for workforce reintegration or counseling |                      |               |
| <b>BENEFIT TO THE COMMUNITY:</b> | Provides workforce resources to the community                      |                      |               |
| <b>OPERATING BUDGET IMPACT:</b>  | No impact on operational budget                                    |                      |               |
| <b>MANAGING DEPARTMENT:</b>      | WIA  | <b>PROJECT TYPE:</b> | PUBLIC SAFETY |
| <b>ACCOUNT CODE:</b>             | 0508 660 1000  | <b>PROJECT NO:</b>   | 22202         |

|                              | Prior Years      | FY20             | Total            |
|------------------------------|------------------|------------------|------------------|
| <b>FUNDING SOURCES</b>       |                  |                  |                  |
| Fund Balance                 |                  |                  |                  |
| Bond Proceeds                |                  |                  |                  |
| Sales Tax                    |                  |                  |                  |
| Other-State                  | \$ 59,281        |                  | \$ 59,281        |
| Balance Forward              |                  | \$ 25,756        |                  |
| <b>TOTAL FUNDING SOURCES</b> | <b>\$ 59,281</b> | <b>\$ 25,756</b> | <b>\$ 59,281</b> |
| <br>                         |                  |                  |                  |
| <b>PROJECT COSTS</b>         |                  |                  |                  |
| Program costs                | \$ 33,525        | \$ 25,756        | \$ 59,281        |
| Legal                        |                  |                  |                  |
| Architect/Engineering        |                  |                  |                  |
| Appraisal/Negotiations       |                  |                  |                  |
| Construction                 |                  |                  |                  |
| Land Acquisition             |                  |                  |                  |
| Furnishings & Equipment      |                  |                  |                  |
| <b>BUDGETED EXPENDITURES</b> | <b>\$ 33,525</b> | <b>\$ 25,756</b> | <b>\$ 59,281</b> |
| <br>                         |                  |                  |                  |
| <b>BALANCE</b>               | <b>\$ 25,756</b> | <b>\$ -</b>      | <b>\$ -</b>      |

## FIRE STATION NO. 4 ROOF REPLACEMENT

|                                  |  |                      |               |
|----------------------------------|--|----------------------|---------------|
| <b>PROJECT NAME:</b>             | Fire Station No. 4 Roof Replacement            |                      |               |
| <b>PROJECT DESCRIPTION:</b>      | Replace roof at Fire Station No. 4             |                      |               |
| <b>BENEFIT TO THE COMMUNITY:</b> | Infrastructure improvement at the fire station |                      |               |
| <b>OPERATING BUDGET IMPACT:</b>  | No impact on operational budget                |                      |               |
| <b>MANAGING DEPARTMENT:</b>      | PUBLIC WORKS                                   | <b>PROJECT TYPE:</b> | PUBLIC SAFETY |
| <b>ACCOUNT CODE:</b>             | 0109 260 9901                                  | <b>PROJECT NO:</b>   | 96043         |

|                              | Prior Years       | FY20        | Total             |
|------------------------------|-------------------|-------------|-------------------|
| <b>FUNDING SOURCES</b>       |                   |             |                   |
| Fund Balance                 |                   |             |                   |
| Bond Proceeds                |                   |             |                   |
| Sales Tax (2009 LOST)        | \$ 106,728        |             | \$ 106,728        |
| Other                        |                   |             |                   |
| Balance Forward              |                   |             |                   |
| <b>TOTAL FUNDING SOURCES</b> | <b>\$ 106,728</b> | <b>\$ -</b> | <b>\$ 106,728</b> |
| <b>PROJECT COSTS</b>         |                   |             |                   |
| Professional Services        | \$ 4,275          |             | \$ 4,275          |
| Legal                        |                   |             |                   |
| Architect/Engineering        |                   |             |                   |
| Appraisal/Negotiations       |                   |             |                   |
| Construction                 | \$ 102,453        |             | \$ 102,453        |
| Land Acquisition             |                   |             |                   |
| Furnishings & Equipment      |                   |             |                   |
| <b>BUDGETED EXPENDITURES</b> | <b>\$ 106,728</b> | <b>\$ -</b> | <b>\$ 106,728</b> |
| <b>BALANCE</b>               | <b>\$ -</b>       | <b>\$ -</b> | <b>\$ -</b>       |

## MCP AIR HANDLER REPLACEMENT

|                                  |  |                      |               |
|----------------------------------|--|----------------------|---------------|
| <b>PROJECT NAME:</b>             | MCP Air Handler Replacement                        |                      |               |
| <b>PROJECT DESCRIPTION:</b>      | Replace air handler at the Muscogee County Prison. |                      |               |
| <b>BENEFIT TO THE COMMUNITY:</b> | Improved air quality at Muscogee County Prison.    |                      |               |
| <b>OPERATING BUDGET IMPACT:</b>  | No impact on operational budget                    |                      |               |
| <b>MANAGING DEPARTMENT:</b>      | PUBLIC WORKS                                       | <b>PROJECT TYPE:</b> | PUBLIC SAFETY |
| <b>ACCOUNT CODE:</b>             | 0109 260 9901                                      | <b>PROJECT NO:</b>   | 96044         |

|                              | Prior Years      | FY20         | Total            |
|------------------------------|------------------|--------------|------------------|
| <b>FUNDING SOURCES</b>       |                  |              |                  |
| Fund Balance                 |                  |              |                  |
| Bond Proceeds                |                  |              |                  |
| Sales Tax (2009 LOST)        | \$ 72,000        |              | \$ 72,000        |
| Other                        |                  |              |                  |
| Balance Forward              |                  | \$ 30        |                  |
| <b>TOTAL FUNDING SOURCES</b> | <b>\$ 72,000</b> | <b>\$ 30</b> | <b>\$ 72,000</b> |
| <b>PROJECT COSTS</b>         |                  |              |                  |
| Professional Services        | \$ 71,970        | \$ 30        | \$ 72,000        |
| Legal                        |                  |              |                  |
| Architect/Engineering        |                  |              |                  |
| Appraisal/Negotiations       |                  |              |                  |
| Construction                 |                  |              |                  |
| Land Acquisition             |                  |              |                  |
| Furnishings & Equipment      |                  |              |                  |
| <b>BUDGETED EXPENDITURES</b> | <b>\$ 71,970</b> | <b>\$ 30</b> | <b>\$ 72,000</b> |
| <b>BALANCE</b>               | <b>\$ 30</b>     | <b>\$ -</b>  | <b>\$ -</b>      |

# JAIL WATER HEATER STORAGE TANK

|                                  |  |                      |               |
|----------------------------------|--|----------------------|---------------|
| <b>PROJECT NAME:</b>             | Jail Water Heater Storage Tank                                 |                      |               |
| <b>PROJECT DESCRIPTION:</b>      | Replace water heater storage tank at the Muscogee County Jail. |                      |               |
| <b>BENEFIT TO THE COMMUNITY:</b> | Improved water control at Muscogee County Jail.                |                      |               |
| <b>OPERATING BUDGET IMPACT:</b>  | No impact on operational budget                                |                      |               |
| <b>MANAGING DEPARTMENT:</b>      | PUBLIC WORKS   | <b>PROJECT TYPE:</b> | PUBLIC SAFETY |
| <b>ACCOUNT CODE:</b>             | 0109 260 9901  | <b>PROJECT NO:</b>   | 96045         |

|                              | Prior Years      | FY20          | Total            |
|------------------------------|------------------|---------------|------------------|
| <b>FUNDING SOURCES</b>       |                  |               |                  |
| Fund Balance                 |                  |               |                  |
| Bond Proceeds                |                  |               |                  |
| Sales Tax (2009 LOST)        | \$ 60,000        |               | \$ 60,000        |
| Other                        |                  |               |                  |
| Balance Forward              |                  | \$ 293        |                  |
| <b>TOTAL FUNDING SOURCES</b> | <b>\$ 60,000</b> | <b>\$ 293</b> | <b>\$ 60,000</b> |
| <b>PROJECT COSTS</b>         |                  |               |                  |
| Professional Services        |                  |               |                  |
| Legal                        |                  |               |                  |
| Architect/Engineering        |                  |               |                  |
| Appraisal/Negotiations       |                  |               |                  |
| Construction                 | \$ 59,707        | \$ 293        | \$ 60,000        |
| Land Acquisition             |                  |               |                  |
| Furnishings & Equipment      |                  |               |                  |
| <b>BUDGETED EXPENDITURES</b> | <b>\$ 59,707</b> | <b>\$ 293</b> | <b>\$ 60,000</b> |
| <b>BALANCE</b>               | <b>\$ 293</b>    | <b>\$ -</b>   | <b>\$ -</b>      |



# JAIL STRUCTURE ASSESSMENT

|                                  |   |                      |               |
|----------------------------------|---|----------------------|---------------|
| <b>PROJECT NAME:</b>             | Jail Structure Assessment                                   |                      |               |
| <b>PROJECT DESCRIPTION:</b>      | Structural Assessment of the Muscogee County Jail.          |                      |               |
| <b>BENEFIT TO THE COMMUNITY:</b> | Ensure Muscogee County Jail is structurally sound and safe. |                      |               |
| <b>OPERATING BUDGET IMPACT:</b>  | No impact on operational budget                             |                      |               |
| <b>MANAGING DEPARTMENT:</b>      | PUBLIC WORKS  | <b>PROJECT TYPE:</b> | PUBLIC SAFETY |
| <b>ACCOUNT CODE:</b>             | 0109 260 9901   | <b>PROJECT NO:</b>   | 96046         |

|                              | Prior Years      | FY20        | Total            |
|------------------------------|------------------|-------------|------------------|
| <b>FUNDING SOURCES</b>       |                  |             |                  |
| Fund Balance                 |                  |             |                  |
| Bond Proceeds                |                  |             |                  |
| Sales Tax (2009 LOST)        | \$ 28,645        |             | \$ 28,645        |
| Other                        |                  |             |                  |
| Balance Forward              |                  |             |                  |
| <b>TOTAL FUNDING SOURCES</b> | <b>\$ 28,645</b> | <b>\$ -</b> | <b>\$ 28,645</b> |
| <b>PROJECT COSTS</b>         |                  |             |                  |
| Professional Services        |                  |             |                  |
| Legal                        |                  |             |                  |
| Architect/Engineering        | \$ 28,645        |             | \$ 28,645        |
| Appraisal/Negotiations       |                  |             |                  |
| Construction                 |                  |             |                  |
| Land Acquisition             |                  |             |                  |
| Furnishings & Equipment      |                  |             |                  |
| <b>BUDGETED EXPENDITURES</b> | <b>\$ 28,645</b> | <b>\$ -</b> | <b>\$ 28,645</b> |
| <b>BALANCE</b>               | <b>\$ -</b>      | <b>\$ -</b> | <b>\$ -</b>      |

## MCP AIR CONDITIONER REPLACEMENT

|                                  |  |                      |               |
|----------------------------------|--|----------------------|---------------|
| <b>PROJECT NAME:</b>             | MCP Air Conditioner Replacement                        |                      |               |
| <b>PROJECT DESCRIPTION:</b>      | Replace air conditioner at the Muscogee County Prison. |                      |               |
| <b>BENEFIT TO THE COMMUNITY:</b> | Ensure compliance with health and safety codes at MCP. |                      |               |
| <b>OPERATING BUDGET IMPACT:</b>  | No impact on operational budget                        |                      |               |
| <b>MANAGING DEPARTMENT:</b>      | PUBLIC WORKS   | <b>PROJECT TYPE:</b> | PUBLIC SAFETY |
| <b>ACCOUNT CODE:</b>             | 0109 260 9901  | <b>PROJECT NO:</b>   | 96050         |

|                              | Prior Years      | FY20             | Total            |
|------------------------------|------------------|------------------|------------------|
| <b>FUNDING SOURCES</b>       |                  |                  |                  |
| Fund Balance                 |                  |                  |                  |
| Bond Proceeds                |                  |                  |                  |
| Sales Tax (2009 LOST)        | \$ 70,000        |                  | \$ 70,000        |
| Other                        |                  |                  |                  |
| Balance Forward              |                  | \$ 38,500        |                  |
| <b>TOTAL FUNDING SOURCES</b> | <b>\$ 70,000</b> | <b>\$ 38,500</b> | <b>\$ 70,000</b> |
| <b>PROJECT COSTS</b>         |                  |                  |                  |
| Professional Services        |                  |                  |                  |
| Legal                        |                  |                  |                  |
| Architect/Engineering        |                  |                  |                  |
| Appraisal/Negotiations       |                  |                  |                  |
| Construction                 | \$ 31,500        | \$ 38,500        | \$ 70,000        |
| Land Acquisition             |                  |                  |                  |
| Furnishings & Equipment      |                  |                  |                  |
| <b>BUDGETED EXPENDITURES</b> | <b>\$ 31,500</b> | <b>\$ 38,500</b> | <b>\$ 70,000</b> |
| <b>BALANCE</b>               | <b>\$ 38,500</b> | <b>\$ -</b>      | <b>\$ -</b>      |

## RECORDER'S COURT RENOVATIONS

|                                  |  |                      |               |
|----------------------------------|--|----------------------|---------------|
| <b>PROJECT NAME:</b>             | Recorder's Court Renovations                       |                      |               |
| <b>PROJECT DESCRIPTION:</b>      | Repair and renovate courtroom at Recorder's Court. |                      |               |
| <b>BENEFIT TO THE COMMUNITY:</b> | Ensure compliance with health and safety codes     |                      |               |
| <b>OPERATING BUDGET IMPACT:</b>  | No impact on operational budget                    |                      |               |
| <b>MANAGING DEPARTMENT:</b>      | PUBLIC SAFETY                                      | <b>PROJECT TYPE:</b> | PUBLIC SAFETY |
| <b>ACCOUNT CODE:</b>             | 0508 660 1000                                      | <b>PROJECT NO:</b>   | 22949         |

|                              | Prior Years       | FY20        | Total             |
|------------------------------|-------------------|-------------|-------------------|
| <b>FUNDING SOURCES</b>       |                   |             |                   |
| Fund Balance                 | \$ 103,651        |             | \$ 103,651        |
| Bond Proceeds                |                   |             |                   |
| Sales Tax (2009 LOST)        |                   |             |                   |
| Other                        |                   |             |                   |
| Balance Forward              |                   |             |                   |
| <b>TOTAL FUNDING SOURCES</b> | <b>\$ 103,651</b> | <b>\$ -</b> | <b>\$ 103,651</b> |
| <b>PROJECT COSTS</b>         |                   |             |                   |
| Professional Services        |                   |             |                   |
| Legal                        |                   |             |                   |
| Architect/Engineering        | \$ 103,651        |             | \$ 103,651        |
| Appraisal/Negotiations       |                   |             |                   |
| Construction                 |                   |             | \$ -              |
| Land Acquisition             |                   |             |                   |
| Furnishings & Equipment      |                   |             |                   |
| <b>BUDGETED EXPENDITURES</b> | <b>\$ 103,651</b> | <b>\$ -</b> | <b>\$ 103,651</b> |
| <b>BALANCE</b>               |                   |             |                   |
|                              | \$ -              | \$ -        | \$ -              |

## JAIL A/C UNIT REPLACEMENTS

|                                  |   |                      |               |
|----------------------------------|---|----------------------|---------------|
| <b>PROJECT NAME:</b>             | Jail A/C Unit Replacements (4)                                    |                      |               |
| <b>PROJECT DESCRIPTION:</b>      | Replace air conditioner at the Muscogee County Jail.              |                      |               |
| <b>BENEFIT TO THE COMMUNITY:</b> | Ensure compliance and health safety codes at Muscogee County Jail |                      |               |
| <b>OPERATING BUDGET IMPACT:</b>  | No impact on operational budget                                   |                      |               |
| <b>MANAGING DEPARTMENT:</b>      | PUBLIC WORKS  | <b>PROJECT TYPE:</b> | PUBLIC SAFETY |
| <b>ACCOUNT CODE:</b>             | 0109 260 9901   | <b>PROJECT NO:</b>   | 96054         |

|                              | Prior Years       | FY20              | Total             |
|------------------------------|-------------------|-------------------|-------------------|
| <b>FUNDING SOURCES</b>       |                   |                   |                   |
| Fund Balance                 |                   |                   |                   |
| Bond Proceeds                |                   |                   |                   |
| Sales Tax (2009 LOST)        | \$ 120,000        |                   | \$ 120,000        |
| Other                        |                   |                   |                   |
| Balance Forward              |                   | \$ 120,000        |                   |
| <b>TOTAL FUNDING SOURCES</b> | <b>\$ 120,000</b> | <b>\$ 120,000</b> | <b>\$ 120,000</b> |
| <b>PROJECT COSTS</b>         |                   |                   |                   |
| Professional Services        |                   |                   |                   |
| Legal                        |                   |                   |                   |
| Architect/Engineering        |                   |                   |                   |
| Appraisal/Negotiations       |                   |                   |                   |
| Construction                 |                   | \$ 120,000        | \$ 120,000        |
| Land Acquisition             |                   |                   |                   |
| Furnishings & Equipment      |                   |                   |                   |
| <b>BUDGETED EXPENDITURES</b> | <b>\$ -</b>       | <b>\$ 120,000</b> | <b>\$ 120,000</b> |
| <b>BALANCE</b>               | <b>\$ 120,000</b> | <b>\$ -</b>       | <b>\$ -</b>       |

## MUSCOGEE COUNTY PRISON ROOF REPAIR

|                                  |  |                      |               |
|----------------------------------|--|----------------------|---------------|
| <b>PROJECT NAME:</b>             | Muscogee County Prison Roof Repair   |                      |               |
| <b>PROJECT DESCRIPTION:</b>      | Repair building roof at Bull Creek Golf Course.  |                      |               |
| <b>BENEFIT TO THE COMMUNITY:</b> | Improved safety for employees, citizens and visitors who work and use the Bull Creek building. |                      |               |
| <b>OPERATING BUDGET IMPACT:</b>  | No impact on operational budget  |                      |               |
| <b>MANAGING DEPARTMENT:</b>      | PUBLIC WORKS   | <b>PROJECT TYPE:</b> | PUBLIC SAFETY |
| <b>ACCOUNT CODE:</b>             | 0109 260 9901  | <b>PROJECT NO:</b>   | 96055         |

|                              | Prior Years       | FY20              | Total             |
|------------------------------|-------------------|-------------------|-------------------|
| <b>FUNDING SOURCES</b>       |                   |                   |                   |
| Fund Balance                 |                   |                   |                   |
| Bond Proceeds                |                   |                   |                   |
| Sales Tax (2009 LOST)        | \$ 100,000        |                   | \$ 100,000        |
| Other                        |                   |                   |                   |
| Balance Forward              |                   | \$ 100,000        |                   |
| <b>TOTAL FUNDING SOURCES</b> | <b>\$ 100,000</b> | <b>\$ 100,000</b> | <b>\$ 100,000</b> |
| <b>PROJECT COSTS</b>         |                   |                   |                   |
| Professional Services        |                   | \$ 4,000          | \$ 4,000          |
| Legal                        |                   |                   |                   |
| Architect/Engineering        |                   |                   |                   |
| Appraisal/Negotiations       |                   |                   |                   |
| Construction                 |                   | \$ 96,000         | \$ 96,000         |
| Land Acquisition             |                   |                   |                   |
| Furnishings & Equipment      |                   |                   |                   |
| <b>BUDGETED EXPENDITURES</b> | <b>\$ -</b>       | <b>\$ 100,000</b> | <b>\$ 100,000</b> |
| <b>BALANCE</b>               | <b>\$ 100,000</b> | <b>\$ -</b>       | <b>\$ -</b>       |

## NORTH PRECINCT ROOF REPAIR

|                                  |   |                      |            |
|----------------------------------|---|----------------------|------------|
| <b>PROJECT NAME:</b>             | North Precinct Roof Repair  |                      |            |
| <b>PROJECT DESCRIPTION:</b>      | Repair 10,000sq. ft. of building roof at North Precinct facility  |                      |            |
| <b>BENEFIT TO THE COMMUNITY:</b> | Repairing the roof allows this precinct to continue operating in North Columbus without further interior damage |                      |            |
| <b>OPERATING BUDGET IMPACT:</b>  | No impact on operational budget   |                      |            |
| <b>MANAGING DEPARTMENT:</b>      | PUBLIC WORKS  | <b>PROJECT TYPE:</b> | MANAGEMENT |
| <b>ACCOUNT CODE:</b>             | 0109 260 9901   | <b>PROJECT NO:</b>   | 96052      |

|                              | Prior Years      | FY20        | Total            |
|------------------------------|------------------|-------------|------------------|
| <b>FUNDING SOURCES</b>       |                  |             |                  |
| Fund Balance                 |                  |             |                  |
| Bond Proceeds                |                  |             |                  |
| Sales Tax (2009 LOST)        | \$ 81,447        |             | \$ 81,447        |
| Other                        |                  |             |                  |
| Balance Forward              |                  |             |                  |
| <b>TOTAL FUNDING SOURCES</b> | <b>\$ 81,447</b> | <b>\$ -</b> | <b>\$ 81,447</b> |
| <b>PROJECT COSTS</b>         |                  |             |                  |
| Professional Services        |                  |             |                  |
| Legal                        |                  |             |                  |
| Architect/Engineering        |                  |             |                  |
| Appraisal/Negotiations       |                  |             |                  |
| Construction                 | \$ 81,447        |             | \$ 81,447        |
| Land Acquisition             |                  |             |                  |
| Furnishings & Equipment      |                  |             | \$ -             |
| <b>BUDGETED EXPENDITURES</b> | <b>\$ 81,447</b> | <b>\$ -</b> | <b>\$ 81,447</b> |
| <b>BALANCE</b>               | <b>\$ -</b>      | <b>\$ -</b> | <b>\$ -</b>      |

## JAIL KITCHEN FLOOR REPAIRS

|                                  |  |                      |            |
|----------------------------------|--|----------------------|------------|
| <b>PROJECT NAME:</b>             | Jail Kitchen Floor Repairs   |                      |            |
| <b>PROJECT DESCRIPTION:</b>      | Replacement of the existing tile floor in the Jail Kitchen                               |                      |            |
| <b>BENEFIT TO THE COMMUNITY:</b> | Improved safety for inmates and employees whom prepare meals at the Muscogee County Jail |                      |            |
| <b>OPERATING BUDGET IMPACT:</b>  | No impact on operational budget  |                      |            |
| <b>MANAGING DEPARTMENT:</b>      | VARIOUS  | <b>PROJECT TYPE:</b> | MANAGEMENT |
| <b>ACCOUNT CODE:</b>             | 0508 660 1000  | <b>PROJECT NO:</b>   | 22950      |

|                              | Prior Years       | FY20             | Total             |
|------------------------------|-------------------|------------------|-------------------|
| <b>FUNDING SOURCES</b>       |                   |                  |                   |
| Fund Balance                 |                   |                  |                   |
| Bond Proceeds                |                   |                  |                   |
| Sales Tax (2009 LOST)        | \$ 277,390        |                  | \$ 277,390        |
| Other                        |                   |                  |                   |
| Balance Forward              |                   | \$ 64,259        |                   |
| <b>TOTAL FUNDING SOURCES</b> | <b>\$ 277,390</b> | <b>\$ 64,259</b> | <b>\$ 277,390</b> |
| <b>PROJECT COSTS</b>         |                   |                  |                   |
| Professional Services        |                   |                  |                   |
| Legal                        |                   |                  |                   |
| Architect/Engineering        |                   |                  |                   |
| Appraisal/Negotiations       |                   |                  |                   |
| Construction                 | \$ 213,131        | \$ 64,259        | \$ 277,390        |
| Land Acquisition             |                   |                  |                   |
| Furnishings & Equipment      |                   |                  |                   |
| <b>BUDGETED EXPENDITURES</b> | <b>\$ 213,131</b> | <b>\$ 64,259</b> | <b>\$ 277,390</b> |
| <b>BALANCE</b>               | <b>\$ 64,259</b>  | <b>\$ -</b>      | <b>\$ -</b>       |

## MCP HOT WATER TANK REPLACEMENT

|                                  |   |                      |               |
|----------------------------------|---|----------------------|---------------|
| <b>PROJECT NAME:</b>             | MCP Hot Water Tank Replacement                          |                      |               |
| <b>PROJECT DESCRIPTION:</b>      | Replacement of hot water tank in Muscogee County Prison |                      |               |
| <b>BENEFIT TO THE COMMUNITY:</b> | Ensure compliance with health and safety codes at MCP.  |                      |               |
| <b>OPERATING BUDGET IMPACT:</b>  | No impact on operational budget                         |                      |               |
| <b>MANAGING DEPARTMENT:</b>      | PUBLIC WORKS  | <b>PROJECT TYPE:</b> | PUBLIC SAFETY |
| <b>ACCOUNT CODE:</b>             | 0109 260 9901   | <b>PROJECT NO:</b>   | 96060         |

|                              | Prior Years      | FY20          | Total            |
|------------------------------|------------------|---------------|------------------|
| <b>FUNDING SOURCES</b>       |                  |               |                  |
| Fund Balance                 |                  |               |                  |
| Bond Proceeds                |                  |               |                  |
| Sales Tax (2009 LOST)        | \$ 80,000        |               | \$ 80,000        |
| Other                        |                  |               |                  |
| Balance Forward              |                  | \$ 203        |                  |
| <b>TOTAL FUNDING SOURCES</b> | <b>\$ 80,000</b> | <b>\$ 203</b> | <b>\$ 80,000</b> |
| <b>PROJECT COSTS</b>         |                  |               |                  |
| Professional Services        |                  |               |                  |
| Legal                        |                  |               |                  |
| Architect/Engineering        |                  |               |                  |
| Appraisal/Negotiations       |                  |               |                  |
| Construction                 | \$ 79,797        | \$ 203        | \$ 80,000        |
| Land Acquisition             |                  |               |                  |
| Furnishings & Equipment      |                  |               |                  |
| <b>BUDGETED EXPENDITURES</b> | <b>\$ 79,797</b> | <b>\$ 203</b> | <b>\$ 80,000</b> |
| <b>BALANCE</b>               | <b>\$ 203</b>    | <b>\$ -</b>   | <b>\$ -</b>      |



## PUBLIC SAFETY BUILDING RENOVATIONS

|                                  |  |                      |               |
|----------------------------------|--|----------------------|---------------|
| <b>PROJECT NAME:</b>             | Public Safety Building Renovations   |                      |               |
| <b>PROJECT DESCRIPTION:</b>      | Renovations to Public Safety Building  |                      |               |
| <b>BENEFIT TO THE COMMUNITY:</b> | Improved safety for employees, citizens and visitors who work and use the Public Safety Building |                      |               |
| <b>OPERATING BUDGET IMPACT:</b>  | No impact on operational budget  |                      |               |
| <b>MANAGING DEPARTMENT:</b>      | VARIOUS  | <b>PROJECT TYPE:</b> | PUBLIC SAFETY |
| <b>ACCOUNT CODE:</b>             | 0508 660 1000  | <b>PROJECT NO:</b>   | 22955         |

|                              | Prior Years       | FY20             | Total             |
|------------------------------|-------------------|------------------|-------------------|
| <b>FUNDING SOURCES</b>       |                   |                  |                   |
| Fund Balance                 | \$ 100,000        |                  | \$ 100,000        |
| Bond Proceeds                |                   |                  |                   |
| Sales Tax                    |                   |                  |                   |
| Other                        |                   |                  |                   |
| Balance Forward              |                   | \$ 22,289        |                   |
| <b>TOTAL FUNDING SOURCES</b> | <b>\$ 100,000</b> | <b>\$ 22,289</b> | <b>\$ 100,000</b> |
| <b>PROJECT COSTS</b>         |                   |                  |                   |
| Professional Services        |                   |                  |                   |
| Legal                        |                   |                  |                   |
| Architect/Engineering        |                   |                  |                   |
| Appraisal/Negotiations       |                   |                  |                   |
| Construction                 | \$ 77,711         | \$ 22,289        | \$ 100,000        |
| Land Acquisition             |                   |                  |                   |
| Furnishings & Equipment      |                   |                  |                   |
| <b>BUDGETED EXPENDITURES</b> | <b>\$ 77,711</b>  | <b>\$ 22,289</b> | <b>\$ 100,000</b> |
| <b>BALANCE</b>               | <b>\$ 22,289</b>  | <b>\$ -</b>      | <b>\$ -</b>       |

## COLUMBUS POLICE DEPARTMENT INFORMATION FUND

|                                  |  |                      |               |
|----------------------------------|--|----------------------|---------------|
| <b>PROJECT NAME:</b>             | Columbus Police Department Information Fund          |                      |               |
| <b>PROJECT DESCRIPTION:</b>      | Use of funds for confidential sources of information |                      |               |
| <b>BENEFIT TO THE COMMUNITY:</b> | Ensures safety of citizens                           |                      |               |
| <b>OPERATING BUDGET IMPACT:</b>  | No impact on operational budget                      |                      |               |
| <b>MANAGING DEPARTMENT:</b>      | VARIOUS  | <b>PROJECT TYPE:</b> | PUBLIC SAFETY |
| <b>ACCOUNT CODE:</b>             | 0508 660 1000  | <b>PROJECT NO:</b>   | 22956         |

|                              | Prior Years      | FY20            | Total            |
|------------------------------|------------------|-----------------|------------------|
| <b>FUNDING SOURCES</b>       |                  |                 |                  |
| Fund Balance                 | \$ 10,000        |                 | \$ 10,000        |
| Bond Proceeds                |                  |                 |                  |
| Sales Tax                    |                  |                 |                  |
| Other                        |                  |                 |                  |
| Balance Forward              |                  | \$ 5,000        |                  |
| <b>TOTAL FUNDING SOURCES</b> | <b>\$ 10,000</b> | <b>\$ 5,000</b> | <b>\$ 10,000</b> |
| <b>PROJECT COSTS</b>         |                  |                 |                  |
| Professional Services        | \$ 5,000         | \$ 5,000        | \$ 10,000        |
| Legal                        |                  |                 |                  |
| Architect/Engineering        |                  |                 |                  |
| Appraisal/Negotiations       |                  |                 |                  |
| Construction                 |                  |                 |                  |
| Land Acquisition             |                  |                 |                  |
| Furnishings & Equipment      |                  |                 |                  |
| <b>BUDGETED EXPENDITURES</b> | <b>\$ 5,000</b>  | <b>\$ 5,000</b> | <b>\$ 10,000</b> |
| <b>BALANCE</b>               | <b>\$ 5,000</b>  | <b>\$ -</b>     | <b>\$ -</b>      |

## JAIL SHOWER REPAIRS/IMPROVEMENTS OLOST

|                                  |   |                      |               |
|----------------------------------|---|----------------------|---------------|
| <b>PROJECT NAME:</b>             | Jail Shower Repairs/Improvements OLOST                  |                      |               |
| <b>PROJECT DESCRIPTION:</b>      | Repairing showers of jail due to extensive water damage |                      |               |
| <b>BENEFIT TO THE COMMUNITY:</b> | Ensure compliance with health and safety codes at MCP.  |                      |               |
| <b>OPERATING BUDGET IMPACT:</b>  | No impact on operational budget                         |                      |               |
| <b>MANAGING DEPARTMENT:</b>      | VARIOUS   | <b>PROJECT TYPE:</b> | PUBLIC SAFETY |
| <b>ACCOUNT CODE:</b>             | 0508 660 1000   | <b>PROJECT NO:</b>   | 22959         |

|                              | Prior Years       | FY20        | Total             |
|------------------------------|-------------------|-------------|-------------------|
| <b>FUNDING SOURCES</b>       |                   |             |                   |
| Fund Balance                 | \$ 259,489        |             | \$ 259,489        |
| Bond Proceeds                |                   |             |                   |
| Sales Tax                    |                   |             |                   |
| Other                        |                   |             |                   |
| Balance Forward              |                   |             |                   |
| <b>TOTAL FUNDING SOURCES</b> | <b>\$ 259,489</b> | <b>\$ -</b> | <b>\$ 259,489</b> |
| <b>PROJECT COSTS</b>         |                   |             |                   |
| Professional Services        |                   |             |                   |
| Legal                        |                   |             |                   |
| Architect/Engineering        |                   |             |                   |
| Appraisal/Negotiations       |                   |             |                   |
| Construction                 | \$ 259,489        |             | \$ 259,489        |
| Land Acquisition             |                   |             |                   |
| Furnishings & Equipment      |                   |             |                   |
| <b>BUDGETED EXPENDITURES</b> | <b>\$ 259,489</b> | <b>\$ -</b> | <b>\$ 259,489</b> |
| <b>BALANCE</b>               | <b>\$ -</b>       | <b>\$ -</b> | <b>\$ -</b>       |

## RIVER ROAD RADIO TOWER REPAIR

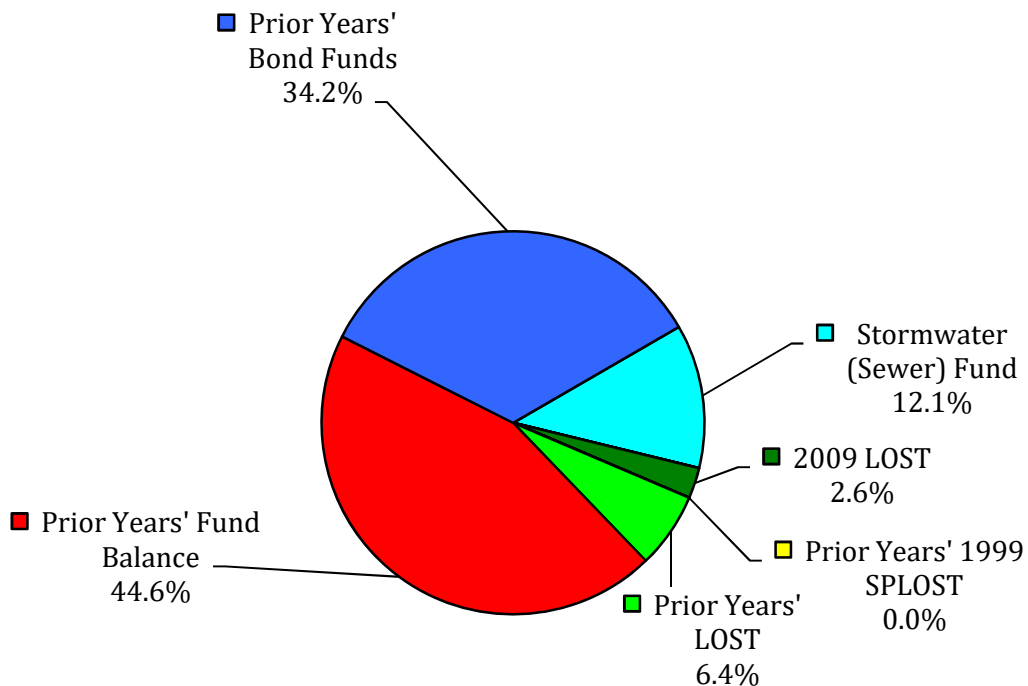
|                                  |   |                      |               |
|----------------------------------|---|----------------------|---------------|
| <b>PROJECT NAME:</b>             | River Road Radio Tower Repair   |                      |               |
| <b>PROJECT DESCRIPTION:</b>      | Repairing radio tower on River Road due to tornado damage                               |                      |               |
| <b>BENEFIT TO THE COMMUNITY:</b> | Repair tower back to a safe climbable state and ensure communication of law enforcement |                      |               |
| <b>OPERATING BUDGET IMPACT:</b>  | No impact on operational budget   |                      |               |
| <b>MANAGING DEPARTMENT:</b>      | VARIOUS   | <b>PROJECT TYPE:</b> | PUBLIC SAFETY |
| <b>ACCOUNT CODE:</b>             | 0508 660 1000   | <b>PROJECT NO:</b>   | 22960         |

|                              | Prior Years       | FY20        | Total             |
|------------------------------|-------------------|-------------|-------------------|
| <b>FUNDING SOURCES</b>       |                   |             |                   |
| Fund Balance                 | \$ 113,000        |             | \$ 113,000        |
| Bond Proceeds                |                   |             |                   |
| Sales Tax                    |                   |             |                   |
| Other                        |                   |             |                   |
| Balance Forward              |                   |             |                   |
| <b>TOTAL FUNDING SOURCES</b> | <b>\$ 113,000</b> | <b>\$ -</b> | <b>\$ 113,000</b> |
| <b>PROJECT COSTS</b>         |                   |             |                   |
| Professional Services        |                   |             |                   |
| Legal                        |                   |             |                   |
| Architect/Engineering        |                   |             |                   |
| Appraisal/Negotiations       |                   |             |                   |
| Construction                 | \$ 113,000        |             | \$ 113,000        |
| Land Acquisition             |                   |             |                   |
| Furnishings & Equipment      |                   |             |                   |
| <b>BUDGETED EXPENDITURES</b> | <b>\$ 113,000</b> | <b>\$ -</b> | <b>\$ 113,000</b> |
| <b>BALANCE</b>               | <b>\$ -</b>       | <b>\$ -</b> | <b>\$ -</b>       |

# DRAINAGE SUMMARY

---

## FY20 FINANCING METHOD \$11,509,740



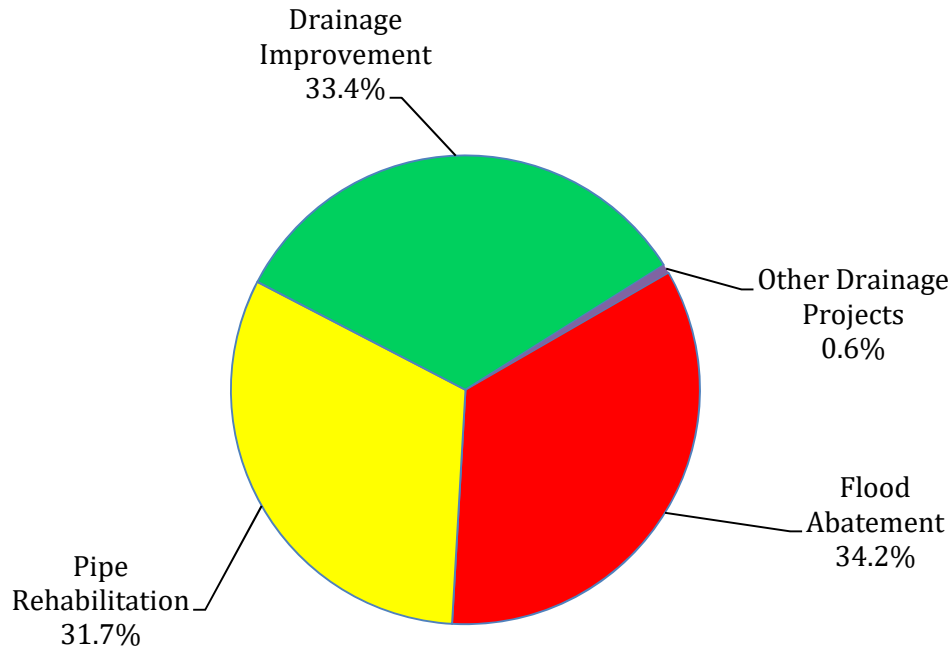
## FY20 FINANCING FOR DRAINAGE PROJECTS

| METHOD/SOURCE             | AMOUNT               |
|---------------------------|----------------------|
| Stormwater (Sewer) Fund   | \$ 1,397,098         |
| 1999 SPLOST               | -                    |
| 2009 LOST                 | 300,000              |
| Bond Proceeds             | -                    |
| Prior Years' 1999 SPLOST  | -                    |
| Prior Years' LOST         | 735,969              |
| Prior Years' Fund Balance | 5,136,302            |
| Prior Years' Bond Funds   | 3,940,372            |
| <b>FY20 TOTAL</b>         | <b>\$ 11,509,740</b> |

# DRAINAGE SUMMARY

---

## FY20 PROJECT COSTS \$11,509,740



## FY20 DRAINAGE PROJECTS

| Type of Project                | AMOUNT               |
|--------------------------------|----------------------|
| <b>Flood Abatement</b>         | <b>\$ 3,940,372</b>  |
| <b>Pipe Rehabilitation</b>     | <b>3,651,520</b>     |
| <b>Drainage Improvement</b>    | <b>3,847,994</b>     |
| <b>Other Drainage Projects</b> | <b>69,854</b>        |
| <b>FY20 TOTAL</b>              | <b>\$ 11,509,740</b> |

# DRAINAGE SUMMARY

## FIVE YEAR FORECAST STORMWATER (SEWER) FUND CAPITAL IMPROVEMENT PROJECTS

|                                       |  |                 | Carryforward         | FY20                 | FY21                | FY22                | FY23                | Total                |
|---------------------------------------|--|-----------------|----------------------|----------------------|---------------------|---------------------|---------------------|----------------------|
| <b>FUNDING SOURCES</b>                |  |                 |                      |                      |                     |                     |                     |                      |
| Stormwater (Sewer) Fund               |  |                 | \$ 5,136,302         | \$ 1,397,098         | \$ 800,000          | \$ 800,000          | \$ 800,000          | \$ 8,933,400         |
| Bond Proceeds                         |  |                 | \$ 3,940,372         | \$ -                 |                     |                     |                     | \$ 3,940,372         |
| Sales Tax (2009 LOST)                 |  |                 | \$ 735,969           | \$ 300,000           | \$ 500,000          | \$ 500,000          | \$ 500,000          | \$ 2,535,969         |
| Sales Tax (1999 SPLOST)               |  |                 |                      | \$ -                 |                     |                     |                     | \$ -                 |
| Balance Forward                       |  |                 | \$ -                 | \$ -                 |                     |                     |                     | \$ -                 |
| <b>TOTAL FUNDING</b>                  |  |                 | <b>\$ 9,812,642</b>  | <b>\$ 1,697,098</b>  | <b>\$ 1,300,000</b> | <b>\$ 1,300,000</b> | <b>\$ 1,300,000</b> | <b>\$ 15,409,740</b> |
|                                       |  |                 |                      | <b>\$ 11,509,740</b> |                     |                     |                     |                      |
| <b>PROJECT COSTS</b>                  |  |                 |                      |                      |                     |                     |                     |                      |
| Sewer Fund Contingency                |  | Other           | \$ 136,087           | \$ 15,341            |                     |                     |                     | \$ 151,428           |
| 19th St Flood Abatement               |  | Flood Abatement | \$ 530,807           | \$ 3,940,372         |                     |                     |                     | \$ 4,471,179         |
| Cherokee Retaining Wall               |  | Improvement     | \$ 1,783,098         | \$ -                 |                     |                     |                     | \$ 1,783,098         |
| Cusseta Road Fold Pack                |  | Flood Abatement | \$ 594,240           | \$ -                 |                     |                     |                     | \$ 594,240           |
| Oakland Park Drainage                 |  | Improvement     | \$ 1,684,288         | \$ -                 |                     |                     |                     | \$ 1,684,288         |
| LOST Stormwater                       |  | Improvement     | \$ 1,635,350         | \$ 321,037           | \$ 500,000          | \$ 500,000          | \$ 500,000          | \$ 3,456,387         |
| Riverwalk Renovations                 |  | Improvement     | \$ 3,305,576         | \$ -                 |                     |                     |                     | \$ 3,305,576         |
| Fleet Management/EPA                  |  | Other           | \$ 1,083,269         | \$ 54,513            |                     |                     |                     | \$ 1,137,782         |
| Bay Avenue Sewer Replace              |  | Pipe Rehab      | \$ 787,885           | \$ -                 |                     |                     |                     | \$ 787,885           |
| Pipe Rehabilitation                   |  | Pipe Rehab      | \$ 6,086,461         | \$ 3,378,134         | \$ 800,000          | \$ 800,000          | \$ 800,000          | \$ 11,864,595        |
| Talbotton Rd Stormwater               |  | Pipe Rehab      | \$ 147,414           | \$ 23,386            |                     |                     |                     | \$ 170,800           |
| Psalmond Rd Sewer System              |  | Improvement     | \$ 78,588            | \$ 51,412            |                     |                     |                     | \$ 130,000           |
| Lockwood Storm Sewer Upgrade          |  | Improvement     | \$ 611,440           | \$ 68,560            |                     |                     |                     | \$ 680,000           |
| Bull Creek Golf Course Sewer          |  | Improvement     | \$ -                 | \$ 165,000           |                     |                     |                     | \$ 165,000           |
| Ft. Benning Roundabout & Streetscapes |  | Improvement     | \$ -                 | \$ 2,112,822         |                     |                     |                     | \$ 2,112,822         |
| River Road Roundabout                 |  | Improvement     | \$ -                 | \$ 437,617           |                     |                     |                     | \$ 437,617           |
| Calumet Drive Culvert Repair          |  | Improvement     | \$ -                 | \$ 680,000           |                     |                     |                     | \$ 680,000           |
| North Precinct Sewer Connection OLOST |  | Improvement     | \$ 8,454             | \$ 11,546            |                     |                     |                     | \$ 20,000            |
| CCG Owned Lift Stations Rehab         |  | Pipe Rehab      | \$ -                 | \$ 250,000           |                     |                     |                     | \$ 250,000           |
| <b>TOTAL PROJECT COSTS</b>            |  |                 | <b>\$ 18,464,503</b> | <b>\$ 11,509,740</b> | <b>\$ 1,300,000</b> | <b>\$ 1,300,000</b> | <b>\$ 1,300,000</b> | <b>\$ 33,612,697</b> |

## SEWER FUND CONTINGENCY

|                                  |   |                      |          |
|----------------------------------|---|----------------------|----------|
| <b>PROJECT NAME:</b>             | Sewer Fund Contingency  |                      |          |
| <b>PROJECT DESCRIPTION:</b>      | Funds set aside annually to cover various expenditures related to Stormwater and Flood Abatement within Muscogee County       |                      |          |
| <b>BENEFIT TO THE COMMUNITY:</b> | Prevention risk of stormwater overflow damage to adjacent areas and to comply with established State and Federal requirements |                      |          |
| <b>OPERATING BUDGET IMPACT:</b>  | No impact on operational budget   |                      |          |
| <b>MANAGING DEPARTMENT:</b>      | ENGINEERING   | <b>PROJECT TYPE:</b> | DRAINAGE |
| <b>ACCOUNT CODE:</b>             | 0508 660 2000   | <b>PROJECT NO:</b>   | 20200    |

|                              | Prior Years       | FY20             | Total             |
|------------------------------|-------------------|------------------|-------------------|
| <b>FUNDING SOURCES</b>       |                   |                  |                   |
| Stormwater (Sewer) Fund      | \$ 151,428        |                  | \$ 151,428        |
| Bond Proceeds                |                   |                  |                   |
| Sales Tax                    |                   |                  |                   |
| Other                        |                   |                  |                   |
| Balance Forward              |                   | \$ 15,341        |                   |
| <b>TOTAL FUNDING SOURCES</b> | <b>\$ 151,428</b> | <b>\$ 15,341</b> | <b>\$ 151,428</b> |
| <b>PROJECT COSTS</b>         |                   |                  |                   |
| Professional Services        |                   |                  |                   |
| Legal                        |                   |                  |                   |
| Architect/Engineering        |                   |                  |                   |
| Appraisal/Negotiations       |                   |                  |                   |
| Construction                 | \$ 136,087        | \$ 15,341        | \$ 151,428        |
| Land Acquisition             |                   |                  |                   |
| Furnishings & Equipment      |                   |                  |                   |
| <b>BUDGETED EXPENDITURES</b> | <b>\$ 136,087</b> | <b>\$ 15,341</b> | <b>\$ 151,428</b> |
| <b>BALANCE</b>               | <b>\$ 15,341</b>  | <b>\$ -</b>      | <b>\$ -</b>       |



## 19TH STREET FLOOD ABATEMENT (MERITAS)

|                                  |  |                      |  |
|----------------------------------|--|----------------------|--|
| <b>PROJECT NAME:</b>             | 19th Street Flood Abatement (Meritas)  |                      |  |
| <b>PROJECT DESCRIPTION:</b>      | Research, design and construct roadways to prevent flooding of area surrounding 19th Street near Meritas |                      |  |
| <b>BENEFIT TO THE COMMUNITY:</b> | Reduced risk exposure for citizens and property owners from potential damage caused by flooding          |                      |  |
| <b>OPERATING BUDGET IMPACT:</b>  | Reduced repair and maintenance costs that could result from flooding                                     |                      |  |
| <b>MANAGING DEPARTMENT:</b>      | ENGINEERING<br>0508 660 2000,<br>0554 200 2439 and<br>0540 695 2127                                      | <b>PROJECT TYPE:</b> | FLOOD ABATEMENT<br>21120,<br>40243,<br>53032 |
| <b>ACCOUNT CODE:</b>             |  | <b>PROJECT NO:</b>   |  |

|                              | Prior Years         | FY20                | Total               |
|------------------------------|---------------------|---------------------|---------------------|
| <b>FUNDING SOURCES</b>       |                     |                     |                     |
| Stormwater (Sewer) Fund      | \$ 628,423          |                     | \$ 628,423          |
| Bond Proceeds                | \$ 1,160,514        |                     | \$ 1,160,514        |
| Sales Tax (1999 SPLOST)      | \$ 2,682,242        |                     | \$ 2,682,242        |
| Other                        |                     |                     |                     |
| Balance Forward              |                     | \$ 3,940,372        |                     |
| <b>TOTAL FUNDING SOURCES</b> | <b>\$ 4,471,179</b> | <b>\$ 3,940,372</b> | <b>\$ 4,471,179</b> |
| <b>PROJECT COSTS</b>         |                     |                     |                     |
| Professional Services        | \$ 8,940            |                     | \$ 8,940            |
| Legal                        | \$ 5,069            |                     | \$ 5,069            |
| Architect/Engineering        | \$ 516,798          | \$ 898,700          | \$ 1,415,498        |
| Appraisal/Negotiations       |                     |                     |                     |
| Construction                 |                     | \$ 3,041,672        | \$ 3,041,672        |
| Land Acquisition             |                     |                     |                     |
| Furnishings & Equipment      |                     |                     |                     |
| <b>BUDGETED EXPENDITURES</b> | <b>\$ 530,807</b>   | <b>\$ 3,940,372</b> | <b>\$ 4,471,179</b> |
| <b>BALANCE</b>               | <b>\$ 3,940,372</b> | <b>\$ -</b>         | <b>\$ -</b>         |

## CHEROKEE RETAINING WALL

|                                  |   |                      |                           |
|----------------------------------|---|----------------------|---------------------------|
| <b>PROJECT NAME:</b>             | Cherokee Retaining Wall   |                      |                           |
| <b>PROJECT DESCRIPTION:</b>      | Replace existing retaining wall, constructed in the 1950's, which supports the banks on either side of the ravine along Cherokee Avenue |                      |                           |
| <b>BENEFIT TO THE COMMUNITY:</b> | Protect citizens and property owners from safety hazards and property damage caused by wall failure                                     |                      |                           |
| <b>OPERATING BUDGET IMPACT:</b>  | Reduction of maintenance costs and reduced liability exposure   |                      |                           |
| <b>MANAGING DEPARTMENT:</b>      | ENGINEERING<br>0508 660 2000 and  | <b>PROJECT TYPE:</b> | DRAINAGE<br>20757, 21129, |
| <b>ACCOUNT CODE:</b>             | 0540 695 2127   | <b>PROJECT NO:</b>   | 50805                     |

|                              | Prior Years         | FY20        | Total               |
|------------------------------|---------------------|-------------|---------------------|
| <b>FUNDING SOURCES</b>       |                     |             |                     |
| Stormwater (Sewer) Fund      | \$ 1,199,535        |             | \$ 1,199,535        |
| Bond Proceeds                |                     |             |                     |
| Sales Tax (1999 SPLOST)      | \$ 583,563          |             | \$ 583,563          |
| Other                        |                     |             |                     |
| Balance Forward              |                     |             |                     |
| <b>TOTAL FUNDING SOURCES</b> | <b>\$ 1,783,098</b> | <b>\$ -</b> | <b>\$ 1,783,098</b> |
| <b>PROJECT COSTS</b>         |                     |             |                     |
| Professional Services        |                     |             |                     |
| Legal                        |                     |             |                     |
| Architect/Engineering        | \$ 83,759           |             | \$ 83,759           |
| Appraisal/Negotiations       |                     |             |                     |
| Construction                 | \$ 1,699,340        |             | \$ 1,699,340        |
| Land Acquisition             |                     |             |                     |
| Furnishings & Equipment      |                     |             |                     |
| <b>BUDGETED EXPENDITURES</b> | <b>\$ 1,783,098</b> | <b>\$ -</b> | <b>\$ 1,783,098</b> |
| <b>BALANCE</b>               | <b>\$ -</b>         | <b>\$ -</b> | <b>\$ -</b>         |

## CUSSETA ROAD FOLD PACK

|                                  |  |                      |                    |
|----------------------------------|--|----------------------|--------------------|
| <b>PROJECT NAME:</b>             | Cusseta Road Fold Pack   |                      |                    |
| <b>PROJECT DESCRIPTION:</b>      | Research, design, and construction of roadways to prevent flooding of surrounding areas          |                      |                    |
| <b>BENEFIT TO THE COMMUNITY:</b> | Reduces exposure to future liability from risk of damage to nearby structures caused by flooding |                      |                    |
| <b>OPERATING BUDGET IMPACT:</b>  | Reduces exposure for repair and maintenance costs  |                      |                    |
| <b>MANAGING DEPARTMENT:</b>      | ENGINEERING<br>0508 660 2000 and   | <b>PROJECT TYPE:</b> | FLOOD ABATEMENT    |
| <b>ACCOUNT CODE:</b>             | 0540 695 2127  | <b>PROJECT NO:</b>   | 21121, 21122 50803 |

|                              | Prior Years       | FY20        | Total             |
|------------------------------|-------------------|-------------|-------------------|
| <b>FUNDING SOURCES</b>       |                   |             |                   |
| Stormwater (Sewer) Fund      | \$ 441,072        |             | \$ 441,072        |
| Bond Proceeds                |                   |             |                   |
| Sales Tax (1999 SPLOST)      | \$ 153,168        |             | \$ 153,168        |
| Other                        |                   |             |                   |
| Balance Forward              |                   |             |                   |
| <b>TOTAL FUNDING SOURCES</b> | <b>\$ 594,240</b> | <b>\$ -</b> | <b>\$ 594,240</b> |
| <b>PROJECT COSTS</b>         |                   |             |                   |
| Professional Services        | \$ 3,720          |             | \$ 3,720          |
| Legal                        | \$ 2,065          |             | \$ 2,065          |
| Architect/Engineering        | \$ 9,433          |             | \$ 9,433          |
| Appraisal/Negotiations       |                   |             |                   |
| Construction                 | \$ 571,022        |             | \$ 571,022        |
| Land Acquisition             | \$ 8,000          |             | \$ 8,000          |
| Furnishings & Equipment      |                   |             |                   |
| <b>BUDGETED EXPENDITURES</b> | <b>\$ 594,240</b> | <b>\$ -</b> | <b>\$ 594,240</b> |
| <b>BALANCE</b>               | <b>\$ -</b>       | <b>\$ -</b> | <b>\$ -</b>       |

## OAKLAND PARK DRAINAGE

|                                  |  |                      |          |
|----------------------------------|--|----------------------|----------|
| <b>PROJECT NAME:</b>             | Oakland Park Drainage  |                      |          |
| <b>PROJECT DESCRIPTION:</b>      | Repair or replace existing pipes to improve drainage flow  |                      |          |
| <b>BENEFIT TO THE COMMUNITY:</b> | Reduces exposure to liability for damages to nearby structures caused by failed pipe systems or drainage |                      |          |
| <b>OPERATING BUDGET IMPACT:</b>  | Reduced exposure for repair or maintenance costs   |                      |          |
| <b>MANAGING DEPARTMENT:</b>      | ENGINEERING  | <b>PROJECT TYPE:</b> | DRAINAGE |
|                                  | 0508 660 2000  |                      | 21110,   |
| <b>ACCOUNT CODE:</b>             | 0540 695 2127  | <b>PROJECT NO:</b>   | 53041    |

|                              | Prior Years         | FY20        | Total               |
|------------------------------|---------------------|-------------|---------------------|
| <b>FUNDING SOURCES</b>       |                     |             |                     |
| Stormwater (Sewer) Fund      | \$ 441,388          |             | \$ 441,388          |
| Bond Proceeds                |                     |             |                     |
| Sales Tax (1999 SPLOST)      | \$ 1,242,900        |             | \$ 1,242,900        |
| Other                        |                     |             |                     |
| Balance Forward              |                     |             |                     |
| <b>TOTAL FUNDING SOURCES</b> | <b>\$ 1,684,288</b> | <b>\$ -</b> | <b>\$ 1,684,288</b> |
| <b>PROJECT COSTS</b>         |                     |             |                     |
| Professional Services        |                     |             |                     |
| Legal                        |                     |             |                     |
| Architect/Engineering        | \$ 494,004          |             | \$ 494,004          |
| Appraisal/Negotiations       |                     |             |                     |
| Construction                 | \$ 1,190,284        |             | \$ 1,190,284        |
| Land Acquisition             |                     |             |                     |
| Furnishings & Equipment      |                     |             |                     |
| <b>BUDGETED EXPENDITURES</b> | <b>\$ 1,684,288</b> | <b>\$ -</b> | <b>\$ 1,684,288</b> |
| <b>BALANCE</b>               | <b>\$ -</b>         | <b>\$ -</b> | <b>\$ -</b>         |

## LOCAL OPTION SALES TAX STORMWATER FUNDS

|                                  |  |                      |          |
|----------------------------------|--|----------------------|----------|
| <b>PROJECT NAME:</b>             | LOST Stormwater (SW) Funds   |                      |          |
| <b>PROJECT DESCRIPTION:</b>      | Systematic funding of necessary investment in stormwater systems   |                      |          |
| <b>BENEFIT TO THE COMMUNITY:</b> | Sustained investment in infrastructure to ensure safety for citizens and property owners from risks associated with aging drainage systems |                      |          |
| <b>OPERATING BUDGET IMPACT:</b>  | Reduced exposure for unexpected maintenance costs  |                      |          |
| <b>MANAGING DEPARTMENT:</b>      | ENGINEERING  | <b>PROJECT TYPE:</b> | DRAINAGE |
| <b>ACCOUNT CODE:</b>             | 0109 250 9901  | <b>PROJECT NO:</b>   | 94001    |

|                              | Prior Years         | FY20              | Total               |
|------------------------------|---------------------|-------------------|---------------------|
| <b>FUNDING SOURCES</b>       |                     |                   |                     |
| Stormwater (Sewer) Fund      |                     |                   |                     |
| Bond Proceeds                |                     |                   |                     |
| Sales Tax (2009 LOST)        | \$ 1,656,387        | \$ 300,000        | \$ 1,956,387        |
| Other                        |                     |                   |                     |
| Balance Forward              |                     | \$ 21,037         |                     |
| <b>TOTAL FUNDING SOURCES</b> | <b>\$ 1,656,387</b> | <b>\$ 321,037</b> | <b>\$ 1,956,387</b> |
| <b>PROJECT COSTS</b>         |                     |                   |                     |
| Professional Services        |                     |                   |                     |
| Legal                        |                     |                   |                     |
| Architect/Engineering        | \$ 1,166,308        | \$ 121,037        | \$ 1,287,345        |
| Appraisal/Negotiations       |                     |                   |                     |
| Construction                 | \$ 469,042          | \$ 200,000        | \$ 669,042          |
| Land Acquisition             |                     |                   |                     |
| Furnishings & Equipment      |                     |                   |                     |
| <b>BUDGETED EXPENDITURES</b> | <b>\$ 1,635,350</b> | <b>\$ 321,037</b> | <b>\$ 1,956,387</b> |
| <b>BALANCE</b>               | <b>\$ 21,037</b>    | <b>\$ -</b>       | <b>\$ -</b>         |

## RIVERWALK RENOVATIONS

|                                  |  |                      |          |
|----------------------------------|--|----------------------|----------|
| <b>PROJECT NAME:</b>             | Riverwalk Renovations  |                      |          |
| <b>PROJECT DESCRIPTION:</b>      | Renovation of the Chattahoochee Riverwalk  |                      |          |
| <b>BENEFIT TO THE COMMUNITY:</b> | Improved infrastructure for Chattahoochee Riverwalk which accrues environmental, recreational and industrial benefit to citizens |                      |          |
| <b>OPERATING BUDGET IMPACT:</b>  | Reduced exposure to liability resulting from failed riverbank stability  |                      |          |
| <b>MANAGING DEPARTMENT:</b>      | ENGINEERING  | <b>PROJECT TYPE:</b> | DRAINAGE |
| <b>ACCOUNT CODE:</b>             | 0109 250 9901  | <b>PROJECT NO:</b>   | 94003    |

|                              | Prior Years         | FY20        | Total               |
|------------------------------|---------------------|-------------|---------------------|
| <b>FUNDING SOURCES</b>       |                     |             |                     |
| Stormwater (Sewer) Fund      |                     |             |                     |
| Bond Proceeds                |                     |             |                     |
| Sales Tax (2009 LOST)        | \$ 3,305,576        |             | \$ 3,305,576        |
| Other                        |                     |             |                     |
| Balance Forward              |                     |             |                     |
| <b>TOTAL FUNDING SOURCES</b> | <b>\$ 3,305,576</b> | <b>\$ -</b> | <b>\$ 3,305,576</b> |
| <b>PROJECT COSTS</b>         |                     |             |                     |
| Professional Services        |                     |             |                     |
| Legal                        |                     |             |                     |
| Architect/Engineering        | \$ 196,373          |             | \$ 196,373          |
| Appraisal/Negotiations       |                     |             |                     |
| Construction                 | \$ 3,109,203        |             | \$ 3,109,203        |
| Land Acquisition             |                     |             |                     |
| Furnishings & Equipment      |                     |             |                     |
| <b>BUDGETED EXPENDITURES</b> | <b>\$ 3,305,576</b> | <b>\$ -</b> | <b>\$ 3,305,576</b> |
| <b>BALANCE</b>               | <b>\$ -</b>         | <b>\$ -</b> | <b>\$ -</b>         |

## FLEET MANAGEMENT EPA

|                                  |  |                      |       |
|----------------------------------|--|----------------------|-------|
| <b>PROJECT NAME:</b>             | Fleet Management EPA   |                      |       |
| <b>PROJECT DESCRIPTION:</b>      | Bring the Fleet Maintenance Complex into compliance with EPA Clean Water Act, Includes installation of oil/water separator drainage system |                      |       |
| <b>BENEFIT TO THE COMMUNITY:</b> | Oil/water separators will prevent contaminated water from polluting the area's streams and rivers and help protect wildlife                |                      |       |
| <b>OPERATING BUDGET IMPACT:</b>  | Ensures compliance with U.S. EPA requirements and reduces risk of violations of the Clean Water Act  |                      |       |
| <b>MANAGING DEPARTMENT:</b>      | PUBLIC WORKS   | <b>PROJECT TYPE:</b> | OTHER |
| <b>ACCOUNT CODE:</b>             | 0508 660 2000  | <b>PROJECT NO:</b>   | 20771 |

|                              | Prior Years         | FY20             | Total               |
|------------------------------|---------------------|------------------|---------------------|
| <b>FUNDING SOURCES</b>       |                     |                  |                     |
| Stormwater (Sewer) Fund      | \$ 1,137,782        |                  | \$ 1,137,782        |
| Bond Proceeds                |                     |                  |                     |
| Sales Tax                    |                     |                  |                     |
| Other                        |                     |                  |                     |
| Balance Forward              |                     | \$ 54,513        |                     |
| <b>TOTAL FUNDING SOURCES</b> | <b>\$ 1,137,782</b> | <b>\$ 54,513</b> | <b>\$ 1,137,782</b> |
| <b>PROJECT COSTS</b>         |                     |                  |                     |
| Professional Services        | \$ 3,960            |                  | \$ 3,960            |
| Legal                        |                     |                  |                     |
| Architect/Engineering        | \$ 520,070          | \$ 54,513        | \$ 574,583          |
| Appraisal/Negotiations       |                     |                  |                     |
| Construction                 | \$ 460,003          |                  | \$ 460,003          |
| Land Acquisition             |                     |                  |                     |
| Furnishings & Equipment      | \$ 99,236           |                  | \$ 99,236           |
| <b>BUDGETED EXPENDITURES</b> | <b>\$ 1,083,269</b> | <b>\$ 54,513</b> | <b>\$ 1,137,782</b> |
| <b>BALANCE</b>               | <b>\$ 54,513</b>    | <b>\$ -</b>      | <b>\$ -</b>         |

## BAY AVENUE SEWER REPLACEMENT

|                                  |  |                      |            |
|----------------------------------|--|----------------------|------------|
| <b>PROJECT NAME:</b>             | Bay Avenue Sewer Replacement                             |                      |            |
| <b>PROJECT DESCRIPTION:</b>      | Repair and/or replace sewer pipeline on Bay Avenue.      |                      |            |
| <b>BENEFIT TO THE COMMUNITY:</b> | Improved infrastructure for citizens and property owners |                      |            |
| <b>OPERATING BUDGET IMPACT:</b>  | Reduced exposure to maintenance and repair costs         |                      |            |
| <b>MANAGING DEPARTMENT:</b>      | ENGINEERING  | <b>PROJECT TYPE:</b> | PIPE REHAB |
| <b>ACCOUNT CODE:</b>             | 0508 660 2000  | <b>PROJECT NO:</b>   | 21125      |

|                              | Prior Years       | FY20        | Total             |
|------------------------------|-------------------|-------------|-------------------|
| <b>FUNDING SOURCES</b>       |                   |             |                   |
| Stormwater (Sewer) Fund      | \$ 787,885        |             | \$ 787,885        |
| Bond Proceeds                |                   |             |                   |
| Sales Tax (2009 LOST)        |                   |             |                   |
| Other                        |                   |             |                   |
| Balance Forward              |                   |             |                   |
| <b>TOTAL FUNDING SOURCES</b> | <b>\$ 787,885</b> | <b>\$ -</b> | <b>\$ 787,885</b> |
| <b>PROJECT COSTS</b>         |                   |             |                   |
| Professional Services        | \$ 1,327          |             | \$ 1,327          |
| Legal                        |                   |             |                   |
| Architect/Engineering        | \$ 34,395         |             | \$ 34,395         |
| Appraisal/Negotiations       |                   |             |                   |
| Construction                 | \$ 752,163        |             | \$ 752,163        |
| Land Acquisition             |                   |             |                   |
| Furnishings & Equipment      |                   |             |                   |
| <b>BUDGETED EXPENDITURES</b> | <b>\$ 787,885</b> | <b>\$ -</b> | <b>\$ 787,885</b> |
| <b>BALANCE</b>               | <b>\$ -</b>       | <b>\$ -</b> | <b>\$ -</b>       |



## PIPE REHABILITATION

|                                  |   |                      |                             |
|----------------------------------|---|----------------------|-----------------------------|
| <b>PROJECT NAME:</b>             | Pipe Rehab  |                      |                             |
| <b>PROJECT DESCRIPTION:</b>      | Funding set aside annually for the repair and/or replacement of deteriorated combined sewers in Columbus                    |                      |                             |
| <b>BENEFIT TO THE COMMUNITY:</b> | Reduced exposure for citizens and property owners for safety hazards or property damage caused by aging storm sewer systems |                      |                             |
| <b>OPERATING BUDGET IMPACT:</b>  | Reduced exposure to maintenance and repair costs  |                      |                             |
| <b>MANAGING DEPARTMENT:</b>      | ENGINEERING<br>0508 660 2000 and  | <b>PROJECT TYPE:</b> | PIPE REHAB<br>20770, 21126, |
| <b>ACCOUNT CODE:</b>             | 0109 250 9901   | <b>PROJECT NO:</b>   | 94005, 94009                |

|                              | Prior Years         | FY20                | Total               |
|------------------------------|---------------------|---------------------|---------------------|
| <b>FUNDING SOURCES</b>       |                     |                     |                     |
| Stormwater (Sewer) Fund      | \$ 6,827,127        | \$ 1,397,098        | \$ 8,224,225        |
| Bond Proceeds                |                     |                     |                     |
| Sales Tax (2009 LOST)        | \$ 1,240,370        |                     | \$ 1,240,370        |
| Other                        |                     |                     |                     |
| Balance Forward              |                     | \$ 1,981,036        |                     |
| <b>TOTAL FUNDING SOURCES</b> | <b>\$ 8,067,497</b> | <b>\$ 3,378,134</b> | <b>\$ 9,464,595</b> |
| <b>PROJECT COSTS</b>         |                     |                     |                     |
| Professional Services        |                     |                     |                     |
| Legal                        |                     |                     |                     |
| Architect/Engineering        | \$ 840,246          | \$ 13,637           | \$ 853,883          |
| Appraisal/Negotiations       |                     |                     |                     |
| Construction                 | \$ 5,246,215        | \$ 3,364,497        | \$ 8,610,712        |
| Land Acquisition             |                     |                     |                     |
| Furnishings & Equipment      |                     |                     |                     |
| <b>BUDGETED EXPENDITURES</b> | <b>\$ 6,086,461</b> | <b>\$ 3,378,134</b> | <b>\$ 9,464,595</b> |
| <b>BALANCE</b>               | <b>\$ 1,981,036</b> | <b>\$ -</b>         | <b>\$ -</b>         |

## TALBOTTON ROAD STORMWATER

|                                  |  |                      |            |
|----------------------------------|--|----------------------|------------|
| <b>PROJECT NAME:</b>             | Talbotton Road Stormwater                                |                      |            |
| <b>PROJECT DESCRIPTION:</b>      | Repair and/or replace sewer pipeline on Talbotton Rd     |                      |            |
| <b>BENEFIT TO THE COMMUNITY:</b> | Improved infrastructure for citizens and property owners |                      |            |
| <b>OPERATING BUDGET IMPACT:</b>  | Reduced exposure to maintenance and repair costs         |                      |            |
| <b>MANAGING DEPARTMENT:</b>      | ENGINEERING  | <b>PROJECT TYPE:</b> | PIPE REHAB |
| <b>ACCOUNT CODE:</b>             | 0109 250 9901  | <b>PROJECT NO:</b>   | 94012      |

|                              | Prior Years       | FY20             | Total             |
|------------------------------|-------------------|------------------|-------------------|
| <b>FUNDING SOURCES</b>       |                   |                  |                   |
| Stormwater (Sewer) Fund      |                   |                  |                   |
| Bond Proceeds                |                   |                  |                   |
| Sales Tax (2009 LOST)        | \$ 170,800        |                  | \$ 170,800        |
| Other                        |                   |                  |                   |
| Balance Forward              |                   | \$ 23,386        |                   |
| <b>TOTAL FUNDING SOURCES</b> | <b>\$ 170,800</b> | <b>\$ 23,386</b> | <b>\$ 170,800</b> |
| <b>PROJECT COSTS</b>         |                   |                  |                   |
| Professional Services        |                   |                  |                   |
| Legal                        |                   |                  |                   |
| Architect/Engineering        | \$ 67,067         | \$ 23,386        | \$ 90,452         |
| Appraisal/Negotiations       |                   |                  |                   |
| Construction                 | \$ 80,348         |                  | \$ 80,348         |
| Land Acquisition             |                   |                  |                   |
| Furnishings & Equipment      |                   |                  |                   |
| <b>BUDGETED EXPENDITURES</b> | <b>\$ 147,414</b> | <b>\$ 23,386</b> | <b>\$ 170,800</b> |
| <b>BALANCE</b>               | <b>\$ 23,386</b>  | <b>\$ -</b>      | <b>\$ -</b>       |

## PSALMOND RD SEWER SYSTEM

|                                  |  |                      |            |
|----------------------------------|--|----------------------|------------|
| <b>PROJECT NAME:</b>             | Psalmond Rd Sewer System   |                      |            |
| <b>PROJECT DESCRIPTION:</b>      | To repair sewer system in this area of the City to alleviate drainage issues |                      |            |
| <b>BENEFIT TO THE COMMUNITY:</b> | Prevents future liability to the City for damages to nearby structures       |                      |            |
| <b>OPERATING BUDGET IMPACT:</b>  | Reduces repair and maintenance costs to the area                             |                      |            |
| <b>MANAGING DEPARTMENT:</b>      | ENGINEERING  | <b>PROJECT TYPE:</b> | PIPE REHAB |
| <b>ACCOUNT CODE:</b>             | 0508 660 2000  | <b>PROJECT NO:</b>   | 21130      |

|                              | Prior Years       | FY20             | Total             |
|------------------------------|-------------------|------------------|-------------------|
| <b>FUNDING SOURCES</b>       |                   |                  |                   |
| Stormwater (Sewer) Fund      | \$ 130,000        |                  | \$ 130,000        |
| Bond Proceeds                |                   |                  |                   |
| Sales Tax                    |                   |                  |                   |
| Other                        |                   |                  |                   |
| Balance Forward              |                   | \$ 51,412        |                   |
| <b>TOTAL FUNDING SOURCES</b> | <b>\$ 130,000</b> | <b>\$ 51,412</b> | <b>\$ 130,000</b> |
| <b>PROJECT COSTS</b>         |                   |                  |                   |
| Professional Services        | \$ 1,500          |                  | \$ 1,500          |
| Legal                        |                   |                  |                   |
| Architect/Engineering        |                   |                  |                   |
| Appraisal/Negotiations       |                   |                  |                   |
| Construction                 | \$ 77,088         | \$ 51,412        | \$ 128,500        |
| Land Acquisition             |                   |                  |                   |
| Furnishings & Equipment      |                   |                  |                   |
| <b>BUDGETED EXPENDITURES</b> | <b>\$ 78,588</b>  | <b>\$ 51,412</b> | <b>\$ 130,000</b> |
| <b>BALANCE</b>               | <b>\$ 51,412</b>  | <b>\$ -</b>      | <b>\$ -</b>       |

## LOCKWOOD STORM SEWER UPGRADE

|                                  |  |                      |            |
|----------------------------------|--|----------------------|------------|
| <b>PROJECT NAME:</b>             | Lockwood Storm Sewer Upgrade   |                      |            |
| <b>PROJECT DESCRIPTION:</b>      | To repair sewer system in this area of the City to alleviate drainage issues |                      |            |
| <b>BENEFIT TO THE COMMUNITY:</b> | Prevents future liability for the City for damages to nearby structures      |                      |            |
| <b>OPERATING BUDGET IMPACT:</b>  | Reduces repair and maintenance costs to the area                             |                      |            |
| <b>MANAGING DEPARTMENT:</b>      | VARIOUS  | <b>PROJECT TYPE:</b> | PIPE REHAB |
| <b>ACCOUNT CODE:</b>             | 0508 660 2000  | <b>PROJECT NO:</b>   | 21132      |

|                              | Prior Years       | FY20             | Total             |
|------------------------------|-------------------|------------------|-------------------|
| <b>FUNDING SOURCES</b>       |                   |                  |                   |
| Stormwater (Sewer) Fund      | \$ 680,000        |                  | \$ 680,000        |
| Bond Proceeds                |                   |                  |                   |
| Sales Tax                    |                   |                  |                   |
| Other                        |                   |                  |                   |
| Balance Forward              |                   | \$ 68,560        |                   |
| <b>TOTAL FUNDING SOURCES</b> | <b>\$ 680,000</b> | <b>\$ 68,560</b> | <b>\$ 680,000</b> |
| <b>PROJECT COSTS</b>         |                   |                  |                   |
| Professional Services        |                   |                  |                   |
| Legal                        |                   |                  |                   |
| Architect/Engineering        |                   |                  |                   |
| Appraisal/Negotiations       |                   |                  |                   |
| Construction                 | \$ 611,440        | \$ 68,560        | \$ 680,000        |
| Land Acquisition             |                   |                  |                   |
| Furnishings & Equipment      |                   |                  |                   |
| <b>BUDGETED EXPENDITURES</b> | <b>\$ 611,440</b> | <b>\$ 68,560</b> | <b>\$ 680,000</b> |
| <b>BALANCE</b>               | <b>\$ 68,560</b>  | <b>\$ -</b>      | <b>\$ -</b>       |

## BULL CREEK GOLF COURSE SEWER

|                                  |  |                      |            |
|----------------------------------|--|----------------------|------------|
| <b>PROJECT NAME:</b>             | Bull Creek Golf Course Sewer                                       |                      |            |
| <b>PROJECT DESCRIPTION:</b>      | Repair and/or replace sewer pipeline at the Bull Creek Golf Course |                      |            |
| <b>BENEFIT TO THE COMMUNITY:</b> | Improved infrastructure for citizens and property owners           |                      |            |
| <b>OPERATING BUDGET IMPACT:</b>  | Reduced exposure to maintenance and repair costs                   |                      |            |
| <b>MANAGING DEPARTMENT:</b>      | VARIOUS  | <b>PROJECT TYPE:</b> | PIPE REHAB |
| <b>ACCOUNT CODE:</b>             | 0508 660 2000  | <b>PROJECT NO:</b>   | 21133      |

|                              | Prior Years       | FY20              | Total             |
|------------------------------|-------------------|-------------------|-------------------|
| <b>FUNDING SOURCES</b>       |                   |                   |                   |
| Stormwater (Sewer) Fund      | \$ 165,000        |                   | \$ 165,000        |
| Bond Proceeds                |                   |                   |                   |
| Sales Tax                    |                   |                   |                   |
| Other                        |                   |                   |                   |
| Balance Forward              |                   | \$ 165,000        |                   |
| <b>TOTAL FUNDING SOURCES</b> | <b>\$ 165,000</b> | <b>\$ 165,000</b> | <b>\$ 165,000</b> |
| <b>PROJECT COSTS</b>         |                   |                   |                   |
| Professional Services        |                   |                   |                   |
| Legal                        |                   |                   |                   |
| Architect/Engineering        |                   |                   |                   |
| Appraisal/Negotiations       |                   |                   |                   |
| Construction                 |                   | \$ 165,000        | \$ 165,000        |
| Land Acquisition             |                   |                   |                   |
| Furnishings & Equipment      |                   |                   |                   |
| <b>BUDGETED EXPENDITURES</b> | <b>\$ -</b>       | <b>\$ 165,000</b> | <b>\$ 165,000</b> |
| <b>BALANCE</b>               | <b>\$ 165,000</b> | <b>\$ -</b>       | <b>\$ -</b>       |

## FT BENNING ROUNDABOUT & STREETSCAPES

|                                  |  |                      |       |
|----------------------------------|--|----------------------|-------|
| <b>PROJECT NAME:</b>             | Ft. Benning Roundabout & Streetscapes  |                      |       |
| <b>PROJECT DESCRIPTION:</b>      | Installation of a Roundabout at the intersection of Ft. Benning, Cusseta and Brennan Roads, streetscapes, and a 10' multi use path |                      |       |
| <b>BENEFIT TO THE COMMUNITY:</b> | The roundabout will provide a more efficient traffic pattern by eliminating two traffic signals                                    |                      |       |
| <b>OPERATING BUDGET IMPACT:</b>  | No impact on operational budget  |                      |       |
| <b>MANAGING DEPARTMENT:</b>      | VARIOUS  | <b>PROJECT TYPE:</b> | OTHER |
| <b>ACCOUNT CODE:</b>             | 0508 660 2000  | <b>PROJECT NO:</b>   | 21134 |

|                              | Prior Years         | FY20                | Total               |
|------------------------------|---------------------|---------------------|---------------------|
| <b>FUNDING SOURCES</b>       |                     |                     |                     |
| Stormwater (Sewer) Fund      | \$ 2,112,822        |                     | \$ 2,112,822        |
| Bond Proceeds                |                     |                     |                     |
| Sales Tax                    |                     |                     |                     |
| Other                        |                     |                     |                     |
| Balance Forward              |                     | \$ 2,112,822        |                     |
| <b>TOTAL FUNDING SOURCES</b> | <b>\$ 2,112,822</b> | <b>\$ 2,112,822</b> | <b>\$ 2,112,822</b> |
| <b>PROJECT COSTS</b>         |                     |                     |                     |
| Professional Services        |                     |                     |                     |
| Legal                        |                     |                     |                     |
| Architect/Engineering        |                     |                     |                     |
| Appraisal/Negotiations       |                     |                     |                     |
| Construction                 |                     | \$ 2,112,822        | \$ 2,112,822        |
| Land Acquisition             |                     |                     |                     |
| Furnishings & Equipment      |                     |                     |                     |
| <b>BUDGETED EXPENDITURES</b> | <b>\$ -</b>         | <b>\$ 2,112,822</b> | <b>\$ 2,112,822</b> |
| <b>BALANCE</b>               | <b>\$ 2,112,822</b> | <b>\$ -</b>         | <b>\$ -</b>         |

## RIVER ROAD ROUNDABOUT

|                                  |   |                      |       |
|----------------------------------|---|----------------------|-------|
| <b>PROJECT NAME:</b>             | River Road Roundabout   |                      |       |
| <b>PROJECT DESCRIPTION:</b>      | Realign Bradley Park Drive and River Road with a new roundabout   |                      |       |
| <b>BENEFIT TO THE COMMUNITY:</b> | Improved safety and navigability of busy intersection between Bradley Park Drive and River Road                 |                      |       |
| <b>OPERATING BUDGET IMPACT:</b>  | Reduced exposure for City right-of-way, building or other property damage as well as reduced liability exposure |                      |       |
| <b>MANAGING DEPARTMENT:</b>      | VARIOUS   | <b>PROJECT TYPE:</b> | OTHER |
| <b>ACCOUNT CODE:</b>             | 0508 660 2000   | <b>PROJECT NO:</b>   | 21135 |

|                              | Prior Years       | FY20              | Total             |
|------------------------------|-------------------|-------------------|-------------------|
| <b>FUNDING SOURCES</b>       |                   |                   |                   |
| Stormwater (Sewer) Fund      | \$ 437,617        |                   | \$ 437,617        |
| Bond Proceeds                |                   |                   |                   |
| Sales Tax                    |                   |                   |                   |
| Other                        |                   |                   |                   |
| Balance Forward              |                   | \$ 437,617        |                   |
| <b>TOTAL FUNDING SOURCES</b> | <b>\$ 437,617</b> | <b>\$ 437,617</b> | <b>\$ 437,617</b> |
| <b>PROJECT COSTS</b>         |                   |                   |                   |
| Professional Services        |                   |                   |                   |
| Legal                        |                   |                   |                   |
| Architect/Engineering        |                   |                   |                   |
| Appraisal/Negotiations       |                   |                   |                   |
| Construction                 |                   | \$ 437,617        | \$ 437,617        |
| Land Acquisition             |                   |                   |                   |
| Furnishings & Equipment      |                   |                   |                   |
| <b>BUDGETED EXPENDITURES</b> | <b>\$ -</b>       | <b>\$ 437,617</b> | <b>\$ 437,617</b> |
| <b>BALANCE</b>               | <b>\$ 437,617</b> | <b>\$ -</b>       | <b>\$ -</b>       |

## CALUMET DRIVE CULVERT REPAIR

|                                  |  |                      |          |
|----------------------------------|--|----------------------|----------|
| <b>PROJECT NAME:</b>             | Calumet Drive Culvert Repair                             |                      |          |
| <b>PROJECT DESCRIPTION:</b>      | Repairing culvert on Calumet Drive due to sinkhole       |                      |          |
| <b>BENEFIT TO THE COMMUNITY:</b> | Improved infrastructure for citizens and property owners |                      |          |
| <b>OPERATING BUDGET IMPACT:</b>  | Reduces repair and maintenance costs to the area         |                      |          |
| <b>MANAGING DEPARTMENT:</b>      | ENGINEERING  | <b>PROJECT TYPE:</b> | DRAINAGE |
| <b>ACCOUNT CODE:</b>             | 0109 250 9901  | <b>PROJECT NO:</b>   | 94015    |

|                              | Prior Years       | FY20              | Total             |
|------------------------------|-------------------|-------------------|-------------------|
| <b>FUNDING SOURCES</b>       |                   |                   |                   |
| Stormwater (Sewer) Fund      |                   |                   |                   |
| Bond Proceeds                |                   |                   |                   |
| Sales Tax (2009 LOST)        | \$ 680,000        |                   | \$ 680,000        |
| Other                        |                   |                   |                   |
| Balance Forward              |                   | \$ 680,000        |                   |
| <b>TOTAL FUNDING SOURCES</b> | <b>\$ 680,000</b> | <b>\$ 680,000</b> | <b>\$ 680,000</b> |
| <b>PROJECT COSTS</b>         |                   |                   |                   |
| Professional Services        |                   |                   |                   |
| Legal                        |                   |                   |                   |
| Architect/Engineering        |                   |                   |                   |
| Appraisal/Negotiations       |                   |                   |                   |
| Construction                 |                   | \$ 680,000        | \$ 680,000        |
| Land Acquisition             |                   |                   |                   |
| Furnishings & Equipment      |                   |                   |                   |
| <b>BUDGETED EXPENDITURES</b> | <b>\$ -</b>       | <b>\$ 680,000</b> | <b>\$ 680,000</b> |
| <b>BALANCE</b>               | <b>\$ 680,000</b> | <b>\$ -</b>       | <b>\$ -</b>       |



## NORTH PRECINCT SEWER OLOST

|                                  |  |                      |          |
|----------------------------------|--|----------------------|----------|
| <b>PROJECT NAME:</b>             | North Precinct Sewer OLOST   |                      |          |
| <b>PROJECT DESCRIPTION:</b>      | Designing and installing sewer system for north precinct of Columbus Police Department |                      |          |
| <b>BENEFIT TO THE COMMUNITY:</b> | Provides cleaner environment for employees and citizens                                |                      |          |
| <b>OPERATING BUDGET IMPACT:</b>  | Reduces repair and maintenance costs to the area                                       |                      |          |
| <b>MANAGING DEPARTMENT:</b>      | ENGINEERING  | <b>PROJECT TYPE:</b> | DRAINAGE |
| <b>ACCOUNT CODE:</b>             | 0109 250 9901  | <b>PROJECT NO:</b>   | 94016    |

|                              | Prior Years      | FY20             | Total            |
|------------------------------|------------------|------------------|------------------|
| <b>FUNDING SOURCES</b>       |                  |                  |                  |
| Stormwater (Sewer) Fund      |                  |                  |                  |
| Bond Proceeds                |                  |                  |                  |
| Sales Tax (2009 LOST)        | \$ 20,000        |                  | \$ 20,000        |
| Other                        |                  |                  |                  |
| Balance Forward              |                  | \$ 11,546        |                  |
| <b>TOTAL FUNDING SOURCES</b> | <b>\$ 20,000</b> | <b>\$ 11,546</b> | <b>\$ 20,000</b> |
| <b>PROJECT COSTS</b>         |                  |                  |                  |
| Professional Services        | \$ 5,769         | \$ 2,310         | \$ 8,079         |
| Legal                        |                  |                  |                  |
| Architect/Engineering        | \$ 2,685         | \$ 9,236         | \$ 11,921        |
| Appraisal/Negotiations       |                  |                  |                  |
| Construction                 |                  |                  |                  |
| Land Acquisition             |                  |                  |                  |
| Furnishings & Equipment      |                  |                  |                  |
| <b>BUDGETED EXPENDITURES</b> | <b>\$ 8,454</b>  | <b>\$ 11,546</b> | <b>\$ 20,000</b> |
| <b>BALANCE</b>               | <b>\$ 11,546</b> | <b>\$ -</b>      | <b>\$ -</b>      |

## CCG OWNED LIFT STATIONS REHAB

|                                  |  |                      |          |
|----------------------------------|--|----------------------|----------|
| <b>PROJECT NAME:</b>             | CCG Owned Lift Stations Rehab                            |                      |          |
| <b>PROJECT DESCRIPTION:</b>      | Conversion of North Highland Dam Lift Station            |                      |          |
| <b>BENEFIT TO THE COMMUNITY:</b> | Improved infrastructure for citizens and property owners |                      |          |
| <b>OPERATING BUDGET IMPACT:</b>  | Reduced exposure to maintenance and repair costs         |                      |          |
| <b>MANAGING DEPARTMENT:</b>      | ENGINEERING  | <b>PROJECT TYPE:</b> | DRAINAGE |
| <b>ACCOUNT CODE:</b>             | 0508 660 1000  | <b>PROJECT NO:</b>   | 21136    |

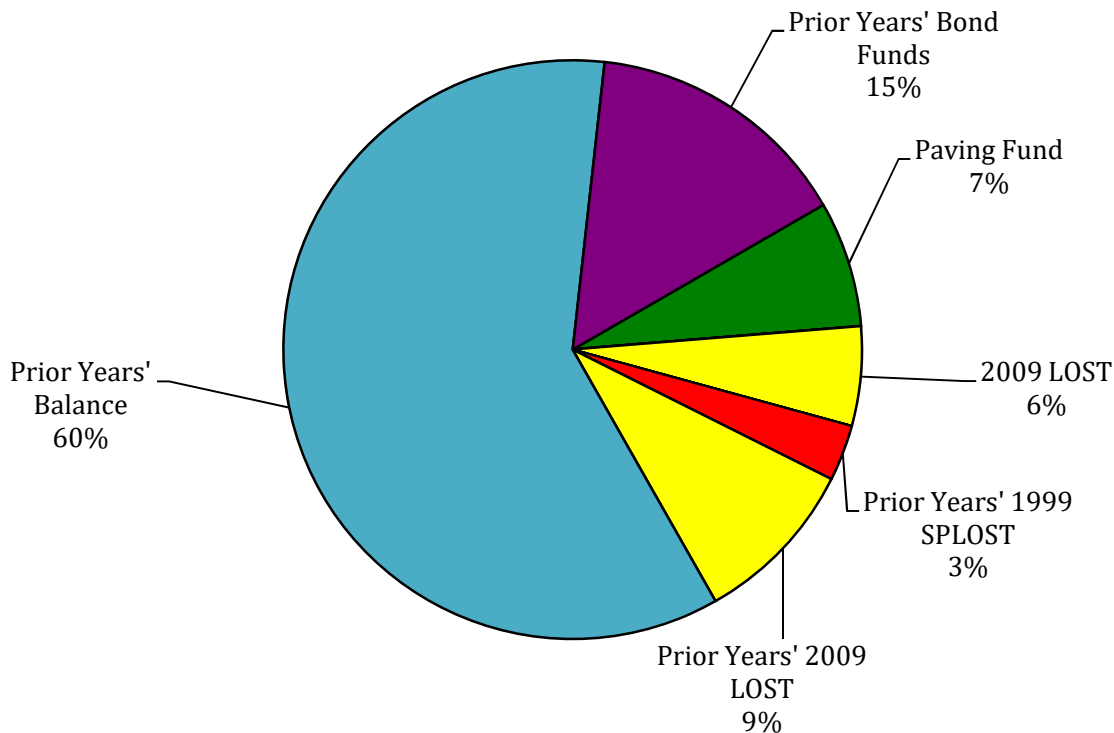
|                              | Prior Years       | FY20              | Total             |
|------------------------------|-------------------|-------------------|-------------------|
| <b>FUNDING SOURCES</b>       |                   |                   |                   |
| Stormwater (Sewer) Fund      | \$ 250,000        |                   | \$ 250,000        |
| Bond Proceeds                |                   |                   |                   |
| Sales Tax                    |                   |                   |                   |
| Other                        |                   |                   |                   |
| Balance Forward              |                   | \$ 250,000        |                   |
| <b>TOTAL FUNDING SOURCES</b> | <b>\$ 250,000</b> | <b>\$ 250,000</b> | <b>\$ 250,000</b> |
| <b>PROJECT COSTS</b>         |                   |                   |                   |
| Professional Services        |                   | \$ 15,000         | \$ 15,000         |
| Legal                        |                   |                   |                   |
| Architect/Engineering        |                   | \$ 195,000        | \$ 195,000        |
| Appraisal/Negotiations       |                   |                   |                   |
| Construction                 |                   | \$ 40,000         | \$ 40,000         |
| Land Acquisition             |                   |                   |                   |
| Furnishings & Equipment      |                   |                   |                   |
| <b>BUDGETED EXPENDITURES</b> | <b>\$ -</b>       | <b>\$ 250,000</b> | <b>\$ 250,000</b> |
| <b>BALANCE</b>               | <b>\$ 250,000</b> | <b>\$ -</b>       | <b>\$ -</b>       |

# TRANSPORTATION SUMMARY

---

## FY20 FINANCING METHOD

**\$25,225,295**



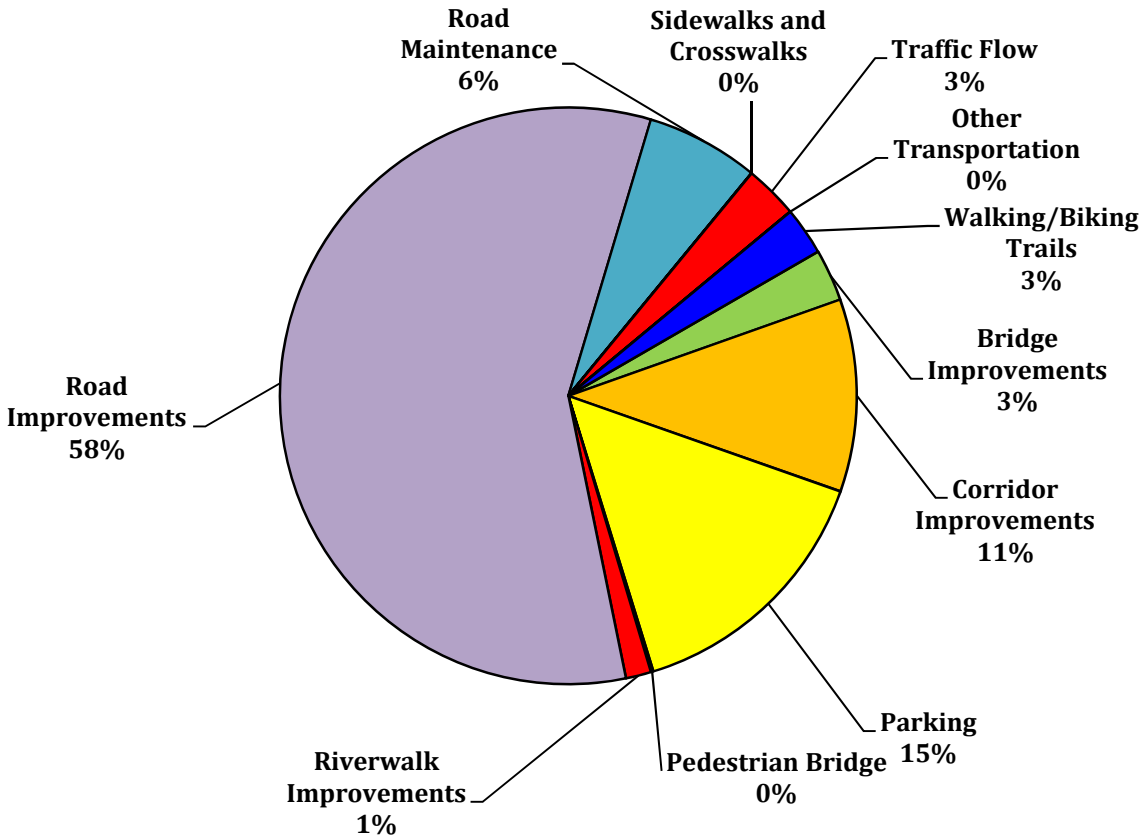
## FY20 FINANCING FOR TRANSPORTATION PROJECTS

| METHOD/SOURCE            | AMOUNT               |
|--------------------------|----------------------|
| Paving Fund              | \$ 1,777,033         |
| 1999 SPLOST              | -                    |
| 2009 LOST                | 1,400,000            |
| Bond Proceeds            | -                    |
| Prior Years' 1999 SPLOST | 788,887              |
| Prior Years' 2009 LOST   | 2,369,142            |
| Prior Years' Balance     | 15,131,900           |
| Prior Years' Bond Funds  | 3,758,333            |
| <b>FY20 TOTAL</b>        | <b>\$ 25,225,295</b> |

# TRANSPORTATION SUMMARY

---

## FY20 PROJECTS BY TYPE \$25,225,295



## FY20 PROJECT COSTS

| TYPE OF PROJECT          | AMOUNT               |
|--------------------------|----------------------|
| Bridge Improvements      | \$ 734,773           |
| Corridor Improvements    | 2,724,144            |
| Parking                  | 3,749,710            |
| Pedestrian Bridge        | 30,664               |
| Riverwalk Improvements   | 361,107              |
| Road Improvements        | 14,585,200           |
| Road Maintenance         | 1,601,711            |
| Sidewalks and Crosswalks | -                    |
| Traffic Flow             | 759,168              |
| Other Transportation     | -                    |
| Walking/Biking Trails    | 678,818              |
| <b>FY20 TOTAL</b>        | <b>\$ 25,225,295</b> |

# TRANSPORTATION SUMMARY

## FIVE YEAR FORECAST TRANSPORTATION CAPITAL IMPROVEMENT PROJECTS

|                                     |                       | Carryforward         | FY20                 | FY21                | FY22                | FY23                | Total                |
|-------------------------------------|-----------------------|----------------------|----------------------|---------------------|---------------------|---------------------|----------------------|
| <b>FUNDING SOURCES</b>              |                       |                      |                      |                     |                     |                     |                      |
| Paving Fund                         |                       | \$ 15,131,900        | \$ 1,777,033         | \$ 2,000,000        | \$ 2,000,000        | \$ 2,000,000        | \$ 22,908,933        |
| Bond Proceeds                       |                       | \$ 3,758,333         | \$ -                 |                     |                     |                     | \$ 3,758,333         |
| Sales Tax (2009 LOST)               |                       | \$ 2,369,142         | \$ 1,400,000         | \$ 1,400,000        | \$ 1,400,000        | \$ 1,400,000        | \$ 7,969,142         |
| Sales Tax (1999 SPLOST)             |                       | \$ 788,887           |                      |                     |                     |                     | \$ 788,887           |
| Sales Tax (TSPLOST)                 |                       |                      |                      |                     |                     |                     | \$ -                 |
| <b>TOTAL FUNDING</b>                |                       | <b>\$ 22,048,262</b> | <b>\$ 3,177,033</b>  | <b>\$ 3,400,000</b> | <b>\$ 3,400,000</b> | <b>\$ 3,400,000</b> | <b>\$ 35,425,295</b> |
|                                     |                       |                      | <b>\$ 25,225,295</b> |                     |                     |                     |                      |
| <b>PROJECT COSTS</b>                |                       |                      |                      |                     |                     |                     |                      |
| Brown Avenue Bridge                 | Bridge Improvements   | \$ 340,310           | \$ 21,996            |                     |                     |                     | \$ 362,306           |
| Decatur Street Bridge               | Bridge Improvements   | \$ 1,234,349         | \$ 651               |                     |                     |                     | \$ 1,235,000         |
| Forest Road Bridges                 | Bridge Improvements   | \$ 7,894,488         | \$ -                 |                     |                     |                     | \$ 7,894,488         |
| Melrose Bridge and Crossings        | Bridge Improvements   | \$ 1,606,898         | \$ -                 |                     |                     |                     | \$ 1,606,898         |
| Reese Rd Bridge at Cooper Creek     | Bridge Improvements   | \$ 107,874           | \$ 712,126           |                     |                     |                     | \$ 820,000           |
| Bridge Studies (Various)            | Bridge Improvements   | \$ 853,462           | \$ -                 |                     |                     |                     | \$ 853,462           |
| Corridor Studies (Various)          | Corridor Improvements | \$ 626,417           | \$ 494,500           |                     |                     |                     | \$ 1,120,917         |
| Ft Benning Rd Streetscapes          | Corridor Improvements | \$ 580,484           | \$ 1,735             |                     |                     |                     | \$ 582,219           |
| Ft Benning Rd Streetscapes          | Corridor Improvements | \$ 4,326,034         | \$ 1,392,732         |                     |                     |                     | \$ 5,718,766         |
| Wynnton Rd Streetscapes             | Corridor Improvements | \$ 2,977,776         | \$ -                 |                     |                     |                     | \$ 2,977,776         |
| Trade Center Parking Garage         | Parking               | \$ 290               | \$ 3,499,710         |                     |                     |                     | \$ 3,500,000         |
| Follow Me Trail Bridge              | Pedestrian Bridge     | \$ 1,970,483         | \$ 30,664            |                     |                     |                     | \$ 2,001,147         |
| 2009 LOST Resurfacing/Rehab         | Road Improvements     | \$ 14,591,450        | \$ 1,238,440         | \$ 1,400,000        | \$ 1,400,000        | \$ 1,400,000        | \$ 20,029,890        |
| Railroad Improvements               | Road Improvements     | \$ 30,501            | \$ 99,274            |                     |                     |                     | \$ 129,775           |
| Steam Mill Rd Sidewalk Concept      | Road Improvements     | \$ 14,782            | \$ 185,218           |                     |                     |                     | \$ 200,000           |
| Park ADA Upgrades                   | Road Improvements     | \$ -                 | \$ 300,000           |                     |                     |                     | \$ 300,000           |
| Cusseta Rd/Old Cusseta Rd           | Road Improvements     | \$ 75,025            | \$ -                 |                     |                     |                     | \$ 75,025            |
| Cooper Creek ADA                    | Road Improvements     | \$ 30,585            | \$ -                 |                     |                     |                     | \$ 30,585            |
| Forrest Rd: Macon to Schatulga      | Road Improvements     | \$ 9,942,010         | \$ 46,603            |                     |                     |                     | \$ 9,988,613         |
| Ft Benning Rd @ Brennan Rd          | Road Improvements     | \$ 3,677,313         | \$ 445,634           |                     |                     |                     | \$ 4,122,947         |
| Martin Luther King Blvd             | Road Improvements     | \$ 2,902,446         | \$ 497,554           |                     |                     |                     | \$ 3,400,000         |
| Moon Road (Phase I)                 | Road Improvements     | \$ 6,715,843         | \$ -                 |                     |                     |                     | \$ 6,715,843         |
| Northstar St Mary's Rd              | Road Improvements     | \$ 652,071           | \$ -                 |                     |                     |                     | \$ 652,071           |
| River Rd/Bradley Park/JR Allen Ramp | Road Improvements     | \$ 1,535,914         | \$ 1,530,506         |                     |                     |                     | \$ 3,066,420         |
| Sidewalk and Brick Paver            | Road Improvements     | \$ 88,304            | \$ 12,449            |                     |                     |                     | \$ 100,753           |

|   |                        |                       |                      |                     |                     |                     |                       |
|---|------------------------|-----------------------|----------------------|---------------------|---------------------|---------------------|-----------------------|
| South Lumpkin Road                        | Road Improvements      | \$ 1,801,342          | \$ -                 |                     |                     |                     | \$ 1,801,342          |
| Veterans Double Churches                  | Road Improvements      | \$ 4,801,491          | \$ 35,792            |                     |                     |                     | \$ 4,837,283          |
| Whitesville Double Churches Rd            | Road Improvements      | \$ 875,101            | \$ -                 |                     |                     |                     | \$ 875,101            |
| Resurfacing/Rehabilitation                | Road Maintenance       | \$ 17,824,866         | \$ 1,601,711         | \$ 2,000,000        | \$ 2,000,000        | \$ 2,000,000        | \$ 25,426,577         |
| ATMS Signals                              | Traffic Flow           | \$ 354,238            | \$ 755               |                     |                     |                     | \$ 354,993            |
| Fiber Optic Interconnect                  | Traffic Flow           | \$ 180,854            | \$ 319,146           |                     |                     |                     | \$ 500,000            |
| LED Signal Heads                          | Traffic Flow           | \$ 162,707            | \$ -                 |                     |                     |                     | \$ 162,707            |
| Traffic Calming                           | Traffic Flow           | \$ 99,523             | \$ 12,340            |                     |                     |                     | \$ 111,863            |
| Rails to Trails Maintenance               | Walking/Biking Trails  | \$ 29,645             | \$ 215,547           |                     |                     |                     | \$ 245,192            |
| Walking Trails/Trolley System             | Walking/Biking Trails  | \$ 13,312,792         | \$ 463,271           |                     |                     |                     | \$ 13,776,063         |
| FY17 LMIG Victory Dr/30th Ave Signal      | Traffic Flow           | \$ 23,794             | \$ 126,206           |                     |                     |                     | \$ 150,000            |
| FY17 LMIG Ada Ave/Wynnnton Rd Signal      | Traffic Flow           | \$ 143,512            | \$ 106,488           |                     |                     |                     | \$ 250,000            |
| Fortson Rd/Williams Rd Roundabout         | Road Improvements      | \$ 141,501            | \$ 1,575,468         |                     |                     |                     | \$ 1,716,969          |
| Mott's Green                              | Corridor Improvements  | \$ 158,998            | \$ 655,177           |                     |                     |                     | \$ 814,175            |
| 2nd Ave/18th St GDOT Grant                | Corridor Improvements  | \$ 28,534             | \$ -                 |                     |                     |                     | \$ 28,534             |
| Riverwalk City Mills Parking              | Parking                | \$ 33,000             | \$ 250,000           |                     |                     |                     | \$ 283,000            |
| Riverwalk Westville Parking               | Parking                | \$ 266,960            | \$ -                 |                     |                     |                     | \$ 266,960            |
| Dept of Driver Services Parking Lot       | Parking                | \$ 100,000            | \$ -                 |                     |                     |                     | \$ 100,000            |
| William Road Phase 1                      | Road Improvements      | \$ 53,891             | \$ 6,109             |                     |                     |                     | \$ 60,000             |
| Bull Creek Golf Course Parking Lot        | Parking                | \$ 98,085             | \$ -                 |                     |                     |                     | \$ 98,085             |
| River Road Roundabout                     | Road Improvements      | \$ 1,336,616          | \$ 698,142           |                     |                     |                     | \$ 2,034,758          |
| FY18 LMIG Forrest Road Phase I            | Road Improvements      | \$ 589,001            | \$ 210,999           |                     |                     |                     | \$ 800,000            |
| FY18 LMIG Ft. Benning & Brennan Rd.       | Road Improvements      | \$ 38,791             | \$ 3,441,115         |                     |                     |                     | \$ 3,479,906          |
| Morris Road Bridge Repair                 | Bridge Improvements    | \$ 50,000             | \$ -                 |                     |                     |                     | \$ 50,000             |
| Multimodal GDOT Grant-Spur 22             | Corridor Improvements  | \$ -                  | \$ 100,000           |                     |                     |                     | \$ 100,000            |
| FY17 LMIG Safety Act. Plan-SZ             | Traffic Flow           | \$ 200,000            | \$ -                 |                     |                     |                     | \$ 200,000            |
| Riverwalk Bibb Mill                       | Riverwalk Improvements | \$ 1,361,395          | \$ 361,107           |                     |                     |                     | \$ 1,722,502          |
| Riverwalk City Mills                      | Riverwalk Improvements | \$ 232,256            | \$ -                 |                     |                     |                     | \$ 232,256            |
| FY19 LMIG Ft. Benning Rd. Rdbt & Stscapes | Road Improvements      | \$ -                  | \$ 2,073,216         |                     |                     |                     | \$ 2,073,216          |
| Pavement Management                       | Road Improvements      | \$ 319,144            | \$ 400,000           |                     |                     |                     | \$ 719,144            |
| 6th Avenue Traffic/Street Lighting        | Traffic Flow           | \$ 84,166             | \$ -                 |                     |                     |                     | \$ 84,166             |
| Front Avenue Reconnection                 | Road Improvements      | \$ 139,591            | \$ 50,105            |                     |                     |                     | \$ 189,696            |
| Infantry Rd and Trail                     | Road Improvements      | \$ 61,424             | \$ 1,138,576         |                     |                     |                     | \$ 1,200,000          |
| Broadway Rehabilitation                   | Road Improvements      | \$ -                  | \$ 500,000           |                     |                     |                     | \$ 500,000            |
| Traffic Signalization                     | Traffic Flow           | \$ 5,767              | \$ 194,233           |                     |                     |                     | \$ 200,000            |
| Wynnnton Road Wall Repair                 | Corridor Improvements  | \$ -                  | \$ 80,000            |                     |                     |                     | \$ 80,000             |
| Old Double Churches Road                  | Road Improvements      | \$ -                  | \$ 100,000           |                     |                     |                     | \$ 100,000            |
| <b>TOTAL PROJECT COSTS</b>                |                        | <b>\$ 107,684,094</b> | <b>\$ 25,225,295</b> | <b>\$ 3,400,000</b> | <b>\$ 3,400,000</b> | <b>\$ 3,400,000</b> | <b>\$ 143,109,389</b> |

## BROWN AVENUE BRIDGE

|                                  |  |                      |                     |
|----------------------------------|--|----------------------|---------------------|
| <b>PROJECT NAME:</b>             | Brown Avenue Bridge  |                      |                     |
| <b>PROJECT DESCRIPTION:</b>      | Improvements and restructure of Brown Avenue bridge, to include lighting |                      |                     |
| <b>BENEFIT TO THE COMMUNITY:</b> | Improved safety and condition of bridge                                  |                      |                     |
| <b>OPERATING BUDGET IMPACT:</b>  | No impact to operational budget  |                      |                     |
| <b>MANAGING DEPARTMENT:</b>      | ENGINEERING  | <b>PROJECT TYPE:</b> | BRIDGE IMPROVEMENTS |
| <b>ACCOUNT CODE:</b>             | 0109 250 9901  | <b>PROJECT NO:</b>   | 92002               |

|                              | Prior Years       | FY20             | Total             |
|------------------------------|-------------------|------------------|-------------------|
| <b>FUNDING SOURCES</b>       |                   |                  |                   |
| Fund Balance                 |                   |                  |                   |
| Bond Proceeds                |                   |                  |                   |
| Sales Tax (2009 LOST)        | \$ 362,306        |                  | \$ 362,306        |
| Other                        |                   |                  |                   |
| Balance Forward              |                   | \$ 21,996        |                   |
| <b>TOTAL FUNDING SOURCES</b> | <b>\$ 362,306</b> | <b>\$ 21,996</b> | <b>\$ 362,306</b> |
| <b>PROJECT COSTS</b>         |                   |                  |                   |
| Professional Services        | \$ 26,180         |                  | \$ 26,180         |
| Legal                        | \$ 23,331         |                  | \$ 23,331         |
| Architect/Engineering        |                   |                  |                   |
| Appraisal/Negotiations       | \$ 4,795          |                  | \$ 4,795          |
| Construction                 | \$ 187,294        | \$ 21,996        | \$ 209,290        |
| Land Acquisition             | \$ 98,710         |                  | \$ 98,710         |
| Furnishings & Equipment      |                   |                  |                   |
| <b>BUDGETED EXPENDITURES</b> | <b>\$ 340,310</b> | <b>\$ 21,996</b> | <b>\$ 362,306</b> |
| <b>BALANCE</b>               | <b>\$ 21,996</b>  | <b>\$ -</b>      | <b>\$ -</b>       |

## DECATUR STREET BRIDGE

|                                  |  |                      |                     |
|----------------------------------|--|----------------------|---------------------|
| <b>PROJECT NAME:</b>             | Decatur St Bridge Replacement                                |                      |                     |
| <b>PROJECT DESCRIPTION:</b>      | Repair/replace/reconstruct Decatur Street bridge in Columbus |                      |                     |
| <b>BENEFIT TO THE COMMUNITY:</b> | Improved safety and navigability of bridge on Decatur Street |                      |                     |
| <b>OPERATING BUDGET IMPACT:</b>  | No impact to operational budget                              |                      |                     |
| <b>MANAGING DEPARTMENT:</b>      | ENGINEERING  | <b>PROJECT TYPE:</b> | BRIDGE IMPROVEMENTS |
| <b>ACCOUNT CODE:</b>             | 0508 660 3000  | <b>PROJECT NO:</b>   | 21083 and 24018     |

|                              | Prior Years         | FY20          | Total               |
|------------------------------|---------------------|---------------|---------------------|
| <b>FUNDING SOURCES</b>       |                     |               |                     |
| Fund Balance                 | \$ 1,235,000        |               | \$ 1,235,000        |
| Bond Proceeds                |                     |               |                     |
| Sales Tax                    |                     |               |                     |
| Other                        |                     |               |                     |
| Balance Forward              |                     | \$ 651        |                     |
| <b>TOTAL FUNDING SOURCES</b> | <b>\$ 1,235,000</b> | <b>\$ 651</b> | <b>\$ 1,235,000</b> |
| <b>PROJECT COSTS</b>         |                     |               |                     |
| Professional Services        |                     |               |                     |
| Legal                        |                     |               | \$ -                |
| Architect/Engineering        | \$ 101,516          |               | \$ 101,516          |
| Appraisal/Negotiations       |                     |               | \$ -                |
| Construction                 | \$ 1,132,833        | \$ 651        | \$ 1,133,484        |
| Land Acquisition             |                     |               | \$ -                |
| Furnishings & Equipment      |                     |               |                     |
| <b>BUDGETED EXPENDITURES</b> | <b>\$ 1,234,349</b> | <b>\$ 651</b> | <b>\$ 1,235,000</b> |
| <b>BALANCE</b>               | <b>\$ 651</b>       | <b>\$ -</b>   | <b>\$ -</b>         |



## FORREST ROAD BRIDGE

|                                  |   |                      |   |
|----------------------------------|---|----------------------|---|
| <b>PROJECT NAME:</b>             | Forest Rd Bridge: Bull Creek/Forest Rd Bridge: Cooper Creek |                      |   |
| <b>PROJECT DESCRIPTION:</b>      | Repair and reconstruction of bridges along Forest Road      |                      |   |
| <b>BENEFIT TO THE COMMUNITY:</b> | Improved safety and condition of bridges on Forest Rd       |                      |   |
| <b>OPERATING BUDGET IMPACT:</b>  | No impact to operational budget                             |                      |   |
| <b>MANAGING DEPARTMENT:</b>      | ENGINEERING/<br>PUBLIC WORKS<br>0559 800 2160               | <b>PROJECT TYPE:</b> | BRIDGE<br>IMPROVEMENTS<br>82053, 82054, |
| <b>ACCOUNT CODE:</b>             | 0540 695 2126   | <b>PROJECT NO:</b>   | 53027, 53028                            |

|                              | Prior Years         | FY20        | Total               |
|------------------------------|---------------------|-------------|---------------------|
| <b>FUNDING SOURCES</b>       |                     |             |                     |
| Fund Balance                 |                     |             |                     |
| Bond Proceeds                | \$ 7,671,621        |             | \$ 7,671,621        |
| Sales Tax                    |                     |             |                     |
| Sales Tax (1999 SPLOST)      | \$ 222,867          |             | \$ 222,867          |
| Balance Forward              |                     |             |                     |
| <b>TOTAL FUNDING SOURCES</b> | <b>\$ 7,894,488</b> | <b>\$ -</b> | <b>\$ 7,894,488</b> |
| <b>PROJECT COSTS</b>         |                     |             |                     |
| Professional Services        | \$ 27,510           |             | \$ 27,510           |
| Legal                        | \$ 20,185           |             | \$ 20,185           |
| Architect/Engineering        | \$ 455,603          |             | \$ 455,603          |
| Appraisal/Negotiations       | \$ 2,000            |             | \$ 2,000            |
| Construction                 | \$ 7,337,078        |             | \$ 7,337,078        |
| Land Acquisition             | \$ 52,112           |             | \$ 52,112           |
| Furnishings & Equipment      |                     |             |                     |
| <b>BUDGETED EXPENDITURES</b> | <b>\$ 7,894,488</b> | <b>\$ -</b> | <b>\$ 7,894,488</b> |
| <b>BALANCE</b>               | <b>\$ -</b>         | <b>\$ -</b> | <b>\$ -</b>         |

## MELROSE DR BRIDGE REPLACEMENT

|                                  |   |                      |                    |
|----------------------------------|---|----------------------|--------------------|
| <b>PROJECT NAME:</b>             | Melrose Dr Bridge Replacement   |                      |                    |
| <b>PROJECT DESCRIPTION:</b>      | Design and repair/restructure bridges based on recommendations from GA DOT in bridge inspection report(s) |                      |                    |
| <b>BENEFIT TO THE COMMUNITY:</b> | Improved safety and navigability of bridges   |                      |                    |
| <b>OPERATING BUDGET IMPACT:</b>  | No impact to operational budget   |                      |                    |
| <b>MANAGING DEPARTMENT:</b>      | PLANNING/<br>ENGINEERING<br>0540 695 2126   | <b>PROJECT TYPE:</b> | BRIDGE IMPROVEMENT |
| <b>ACCOUNT CODE:</b>             | 0508 660 3000   | <b>PROJECT NO:</b>   | 53050 and 24017    |

|                              | Prior Years         | FY20        | Total               |
|------------------------------|---------------------|-------------|---------------------|
| <b>FUNDING SOURCES</b>       |                     |             |                     |
| Fund Balance                 | \$ 793,295          |             | \$ 793,295          |
| Bond Proceeds                |                     |             |                     |
| Sales Tax (1999 SPLOST)      | \$ 813,603          |             | \$ 813,603          |
| Other                        |                     |             |                     |
| Balance Forward              |                     |             |                     |
| <b>TOTAL FUNDING SOURCES</b> | <b>\$ 1,606,898</b> | <b>\$ -</b> | <b>\$ 1,606,898</b> |
| <b>PROJECT COSTS</b>         |                     |             |                     |
| Professional Services        |                     |             |                     |
| Legal                        |                     |             |                     |
| Architect/Engineering        | \$ 102,990          |             | \$ 102,990          |
| Appraisal/Negotiations       |                     |             |                     |
| Construction                 | \$ 1,503,908        |             | \$ 1,503,908        |
| Land Acquisition             |                     |             |                     |
| Furnishings & Equipment      |                     |             |                     |
| <b>BUDGETED EXPENDITURES</b> | <b>\$ 1,606,898</b> | <b>\$ -</b> | <b>\$ 1,606,898</b> |
| <b>BALANCE</b>               | <b>\$ -</b>         | <b>\$ -</b> | <b>\$ -</b>         |

## REESE RD BRIDGE AT COOPER CREEK

|                                  |   |                      |                    |
|----------------------------------|---|----------------------|--------------------|
| <b>PROJECT NAME:</b>             | Reese Road Bridge at Cooper Creek                     |                      |                    |
| <b>PROJECT DESCRIPTION:</b>      | Repair and reconstruction of bridges along Reese Road |                      |                    |
| <b>BENEFIT TO THE COMMUNITY:</b> | Improved safety and condition of bridges on Reese Rd  |                      |                    |
| <b>OPERATING BUDGET IMPACT:</b>  | No impact to operational budget                       |                      |                    |
| <b>MANAGING DEPARTMENT:</b>      | ENGINEERING   | <b>PROJECT TYPE:</b> | BRIDGE IMPROVEMENT |
| <b>ACCOUNT CODE:</b>             | 0508 660 3000   | <b>PROJECT NO:</b>   | 24004              |

|                              | Prior Years       | FY20              | Total             |
|------------------------------|-------------------|-------------------|-------------------|
| <b>FUNDING SOURCES</b>       |                   |                   |                   |
| Fund Balance                 | \$ 820,000        |                   | \$ 820,000        |
| Bond Proceeds                |                   |                   |                   |
| Sales Tax                    |                   |                   |                   |
| Other                        |                   |                   |                   |
| Balance Forward              |                   | \$ 712,126        |                   |
| <b>TOTAL FUNDING SOURCES</b> | <b>\$ 820,000</b> | <b>\$ 712,126</b> | <b>\$ 820,000</b> |
| <b>PROJECT COSTS</b>         |                   |                   |                   |
| Professional Services        |                   |                   |                   |
| Legal                        |                   |                   |                   |
| Architect/Engineering        | \$ 107,874        |                   | \$ 107,874        |
| Appraisal/Negotiations       |                   |                   |                   |
| Construction                 |                   | \$ 712,126        | \$ 712,126        |
| Land Acquisition             |                   |                   |                   |
| Furnishings & Equipment      |                   |                   |                   |
| <b>BUDGETED EXPENDITURES</b> | <b>\$ 107,874</b> | <b>\$ 712,126</b> | <b>\$ 820,000</b> |
| <b>BALANCE</b>               | <b>\$ 712,126</b> | <b>\$ -</b>       | <b>\$ -</b>       |

## VARIOUS STUDIES

|                                  |  |                      |                 |
|----------------------------------|--|----------------------|-----------------|
| <b>PROJECT NAME:</b>             | Bridge Repair Design   |                      |                 |
| <b>PROJECT DESCRIPTION:</b>      | Various studies to determine feasibility and costs associated with improving certain bridges in Columbus |                      |                 |
| <b>BENEFIT TO THE COMMUNITY:</b> | Determine feasibility and costs associated with bridge improvements                                      |                      |                 |
| <b>OPERATING BUDGET IMPACT:</b>  | No impact to operational budget  |                      |                 |
| <b>MANAGING DEPARTMENT:</b>      | PLANNING/<br>ENGINEERING<br>0109 250 9901 and  | <b>PROJECT TYPE:</b> | STUDIES         |
| <b>ACCOUNT CODE:</b>             | 0540 695 2126  | <b>PROJECT NO:</b>   | 50314 and 92007 |

|                              | Prior Years       | FY20        | Total             |
|------------------------------|-------------------|-------------|-------------------|
| <b>FUNDING SOURCES</b>       |                   |             |                   |
| Fund Balance                 |                   |             |                   |
| Sales Tax (2009 LOST)        | \$ 108,800        |             | \$ 108,800        |
| Sales Tax (1999 SPLOST)      | \$ 744,662        |             | \$ 744,662        |
| Other                        |                   |             |                   |
| Balance Forward              |                   |             |                   |
| <b>TOTAL FUNDING SOURCES</b> | <b>\$ 853,462</b> | <b>\$ -</b> | <b>\$ 853,462</b> |
| <b>PROJECT COSTS</b>         |                   |             |                   |
| Professional Services        |                   |             |                   |
| Legal                        |                   |             |                   |
| Architect/Engineering        | \$ 853,462        |             | \$ 853,462        |
| Appraisal/Negotiations       |                   |             |                   |
| Construction                 |                   |             |                   |
| Land Acquisition             |                   |             |                   |
| Furnishings & Equipment      |                   |             |                   |
| <b>BUDGETED EXPENDITURES</b> | <b>\$ 853,462</b> | <b>\$ -</b> | <b>\$ 853,462</b> |
| <b>BALANCE</b>               | <b>\$ -</b>       | <b>\$ -</b> | <b>\$ -</b>       |

## VARIOUS STUDIES

|                                  |   |                      |  |
|----------------------------------|---|----------------------|--|
| <b>PROJECT NAME:</b>             | Buena Vista Rd Corridor/Spider Web/Passenger Rail/Blackmon Rd/ JR   |                      |  |
| <b>PROJECT DESCRIPTION:</b>      | Allen & US 80/ Second Avenue/So Lumpkin Rd/Brennan Rd<br>Various studies to determine feasibility and costs associated with improving certain corridors, roads and interchanges/intersections and streetscapes. |                      |  |
| <b>BENEFIT TO THE COMMUNITY:</b> | Determine feasibility and costs associated with road improvements   |                      |  |
| <b>OPERATING BUDGET IMPACT:</b>  | No impact to operational budget   |                      |  |
| <b>MANAGING DEPARTMENT:</b>      | PLANNING/<br>ENGINEERING  | <b>PROJECT TYPE:</b> | CORRIDOR<br>IMPROVEMENTS<br>21065, 21066,<br>21067, 21075, 24000,<br>92028, 92029, 92033, and<br>92034 |
| <b>ACCOUNT CODE:</b>             | 0508 660 3000 and<br>0109 250 9901  | <b>PROJECT NO:</b>   | 92034  |

|                              | Prior Years       | FY20              | Total               |
|------------------------------|-------------------|-------------------|---------------------|
| <b>FUNDING SOURCES</b>       |                   |                   |                     |
| Fund Balance                 | \$ 640,917        |                   | \$ 640,917          |
| Bond Proceeds                |                   |                   |                     |
| Sales Tax                    | \$ 80,000         | \$ 400,000        | \$ 480,000          |
| Other                        |                   |                   |                     |
| Balance Forward              |                   | \$ 94,500         |                     |
| <b>TOTAL FUNDING SOURCES</b> | <b>\$ 720,917</b> | <b>\$ 494,500</b> | <b>\$ 1,120,917</b> |
| <b>PROJECT COSTS</b>         |                   |                   |                     |
| Professional Services        | \$ 350,375        |                   | \$ 350,375          |
| Legal                        |                   |                   |                     |
| Architect/Engineering        | \$ 276,042        | \$ 494,500        | \$ 770,542          |
| Appraisal/Negotiations       |                   |                   |                     |
| Construction                 |                   |                   |                     |
| Land Acquisition             |                   |                   |                     |
| Furnishings & Equipment      |                   |                   |                     |
| <b>BUDGETED EXPENDITURES</b> | <b>\$ 626,417</b> | <b>\$ 494,500</b> | <b>\$ 1,120,917</b> |
| <b>BALANCE</b>               | <b>\$ 94,500</b>  | <b>\$ -</b>       | <b>\$ -</b>         |

## GIDDEN ROAD ALIGNMENT

|                                  |  |                      |                   |
|----------------------------------|--|----------------------|-------------------|
| <b>PROJECT NAME:</b>             | Gidden Road Alignment                        |                      |                   |
| <b>PROJECT DESCRIPTION:</b>      | Improvements and restructure of Gidden Road  |                      |                   |
| <b>BENEFIT TO THE COMMUNITY:</b> | Improved safety and condition of the roadway |                      |                   |
| <b>OPERATING BUDGET IMPACT:</b>  | No impact to operational budget              |                      |                   |
| <b>MANAGING DEPARTMENT:</b>      | ENGINEERING                                  | <b>PROJECT TYPE:</b> | ROAD IMPROVEMENTS |
| <b>ACCOUNT CODE:</b>             | 0540 695 2126                                | <b>PROJECT NO:</b>   | 53047             |

|                              | Prior Years       | FY20            | Total             |
|------------------------------|-------------------|-----------------|-------------------|
| <b>FUNDING SOURCES</b>       |                   |                 |                   |
| Fund Balance                 |                   |                 |                   |
| Bond Proceeds                |                   |                 |                   |
| Sales Tax (1999 SPLOST)      | \$ 582,219        |                 | \$ 582,219        |
| Other                        |                   |                 |                   |
| Balance Forward              |                   | \$ 1,735        |                   |
| <b>TOTAL FUNDING SOURCES</b> | <b>\$ 582,219</b> | <b>\$ 1,735</b> | <b>\$ 582,219</b> |
| <b>PROJECT COSTS</b>         |                   |                 |                   |
| Professional Services        |                   |                 |                   |
| Legal                        |                   |                 |                   |
| Architect/Engineering        |                   |                 |                   |
| Appraisal/Negotiations       |                   |                 |                   |
| Construction                 | \$ 580,484        | \$ 1,735        | \$ 582,219        |
| Land Acquisition             |                   |                 |                   |
| Furnishings & Equipment      |                   |                 |                   |
| <b>BUDGETED EXPENDITURES</b> | <b>\$ 580,484</b> | <b>\$ 1,735</b> | <b>\$ 582,219</b> |
| <b>BALANCE</b>               | <b>\$ 1,735</b>   | <b>\$ -</b>     | <b>\$ -</b>       |

## FT BENNING ROAD STREETSCAPES

|                                  |  |                      |  |
|----------------------------------|--|----------------------|--|
| <b>PROJECT NAME:</b>             | Ft Benning Rd Streetscapes GDOT/ Ezone   |                      |  |
| <b>PROJECT DESCRIPTION:</b>      | Enhancement of major artery and throughfare leading into Fort Benning, GA  |                      |  |
| <b>BENEFIT TO THE COMMUNITY:</b> | Improved accessibility and environment in and around the corridor of Ft. Benning entrance for all residents, commuters, and visitors to the area |                      |  |
| <b>OPERATING BUDGET IMPACT:</b>  | No impact to operational budget  |                      |  |
| <b>MANAGING DEPARTMENT:</b>      | ENGINEERING/<br>PLANNING<br>0508 660 3000,<br>0508 660 3000,<br>0540 695 2131 and  | <b>PROJECT TYPE:</b> | CORRIDOR<br>IMPROVEMENTS                 |
| <b>ACCOUNT CODE:</b>             | 0559 800 2160  | <b>PROJECT NO:</b>   | 22961, 21068, 24028,<br>50607, and 82058 |

|                              | Prior Years         | FY20                | Total               |
|------------------------------|---------------------|---------------------|---------------------|
| <b>FUNDING SOURCES</b>       |                     |                     |                     |
| Fund Balance                 | \$ 2,494,765        |                     | \$ 2,494,765        |
| Bond Proceeds                | \$ 2,109,001        |                     | \$ 2,109,001        |
| Sales Tax (1999 SPLOST)      | \$ 1,115,000        |                     | \$ 1,115,000        |
| Other                        |                     |                     |                     |
| Balance Forward              |                     | \$ 1,392,732        |                     |
| <b>TOTAL FUNDING SOURCES</b> | <b>\$ 5,718,766</b> | <b>\$ 1,392,732</b> | <b>\$ 5,718,766</b> |
| <b>PROJECT COSTS</b>         |                     |                     |                     |
| Professional Services        | \$ 542,990          |                     | \$ 542,990          |
| Legal                        | \$ 58,373           |                     | \$ 58,373           |
| Architect/Engineering        | \$ 1,782,365        |                     | \$ 1,782,365        |
| Appraisal/Negotiations       | \$ 975              |                     | \$ 975              |
| Construction                 | \$ 1,414,351        | \$ 1,392,732        | \$ 2,807,083        |
| Land Acquisition             | \$ 526,980          |                     | \$ 526,980          |
| Furnishings & Equipment      |                     |                     |                     |
| <b>BUDGETED EXPENDITURES</b> | <b>\$ 4,326,034</b> | <b>\$ 1,392,732</b> | <b>\$ 5,718,766</b> |
| <b>BALANCE</b>               | <b>\$ 1,392,732</b> | <b>\$ -</b>         | <b>\$ -</b>         |

## RAILROAD IMPROVEMENTS

|                                  |  |                      |                   |
|----------------------------------|--|----------------------|-------------------|
| <b>PROJECT NAME:</b>             | Railroad Improvements  |                      |                   |
| <b>PROJECT DESCRIPTION:</b>      | To make improvements on railroad crossings throughout Columbus   |                      |                   |
| <b>BENEFIT TO THE COMMUNITY:</b> | Improve the railroad intersections throughout the county from proceeds of recycling old railroad parts |                      |                   |
| <b>OPERATING BUDGET IMPACT:</b>  | No impact on operational budget  |                      |                   |
| <b>MANAGING DEPARTMENT:</b>      | ENGINEERING  | <b>PROJECT TYPE:</b> | ROAD IMPROVEMENTS |
| <b>ACCOUNT CODE:</b>             | 0508 660 3000  | <b>PROJECT NO:</b>   | 20778             |

|                              | Prior Years       | FY20             | Total             |
|------------------------------|-------------------|------------------|-------------------|
| <b>FUNDING SOURCES</b>       |                   |                  |                   |
| Fund Balance                 | \$ 129,775        |                  | \$ 129,775        |
| Bond Proceeds                |                   |                  |                   |
| Sales Tax                    |                   |                  |                   |
| Other (ARRA)                 |                   |                  |                   |
| Balance Forward              |                   | \$ 99,274        |                   |
| <b>TOTAL FUNDING SOURCES</b> | <b>\$ 129,775</b> | <b>\$ 99,274</b> | <b>\$ 129,775</b> |
| <b>PROJECT COSTS</b>         |                   |                  |                   |
| Professional Services        |                   |                  |                   |
| Legal                        |                   |                  |                   |
| Architect/Engineering        |                   |                  |                   |
| Appraisal/Negotiations       |                   |                  |                   |
| Construction                 | \$ 30,501         | \$ 99,274        | \$ 129,775        |
| Land Acquisition             |                   |                  |                   |
| Furnishings & Equipment      |                   |                  |                   |
| <b>BUDGETED EXPENDITURES</b> | <b>\$ 30,501</b>  | <b>\$ 99,274</b> | <b>\$ 129,775</b> |
| <b>BALANCE</b>               | <b>\$ 99,274</b>  | <b>\$ -</b>      | <b>\$ -</b>       |



## WYNNTON ROAD STREETSCAPE

|                                  |   |                      |                       |
|----------------------------------|---|----------------------|-----------------------|
| <b>PROJECT NAME:</b>             | Wynnton Rd Streetscapes Phase I   |                      |                       |
| <b>PROJECT DESCRIPTION:</b>      | Enhancement of Wynnton Road corridor, a major artery and throughfare in midtown Columbus              |                      |                       |
| <b>BENEFIT TO THE COMMUNITY:</b> | Improved amenity for residents, property owners and visitors to Columbus in the midtown Columbus area |                      |                       |
| <b>OPERATING BUDGET IMPACT:</b>  | Reduced reliance on operating funds for repairs and improvements                                      |                      |                       |
| <b>MANAGING DEPARTMENT:</b>      | ENGINEERING   | <b>PROJECT TYPE:</b> | CORRIDOR IMPROVEMENTS |
| <b>ACCOUNT CODE:</b>             | 0508 660 3000   | <b>PROJECT NO:</b>   | 21045                 |

|                              | Prior Years         | FY20        | Total               |
|------------------------------|---------------------|-------------|---------------------|
| <b>FUNDING SOURCES</b>       |                     |             |                     |
| Fund Balance                 | \$ 2,977,776        |             | \$ 2,977,776        |
| Bond Proceeds                |                     |             |                     |
| Sales Tax                    |                     |             |                     |
| Other                        |                     |             |                     |
| Balance Forward              |                     |             |                     |
| <b>TOTAL FUNDING SOURCES</b> | <b>\$ 2,977,776</b> | <b>\$ -</b> | <b>\$ 2,977,776</b> |
| <b>PROJECT COSTS</b>         |                     |             |                     |
| Professional Services        |                     |             |                     |
| Legal                        | \$ 29,266           |             | \$ 29,266           |
| Architect/Engineering        | \$ 313,061          |             | \$ 313,061          |
| Appraisal/Negotiations       | \$ 17,724           |             | \$ 17,724           |
| Construction                 | \$ 2,253,038        |             | \$ 2,253,038        |
| Land Acquisition             | \$ 364,687          |             | \$ 364,687          |
| Furnishings & Equipment      |                     |             |                     |
| <b>BUDGETED EXPENDITURES</b> | <b>\$ 2,977,776</b> | <b>\$ -</b> | <b>\$ 2,977,776</b> |
| <b>BALANCE</b>               | <b>\$ -</b>         | <b>\$ -</b> | <b>\$ -</b>         |

## TRADE CENTER PARKING GARAGE

|                                  |   |                      |         |
|----------------------------------|---|----------------------|---------|
| <b>PROJECT NAME:</b>             | Parking Garage - Front Avenue   |                      |         |
| <b>PROJECT DESCRIPTION:</b>      | Construct and equip parking garage, which will be operated and maintained by the City, with spaces for approximately 300 vehicles |                      |         |
| <b>BENEFIT TO THE COMMUNITY:</b> | Provides much needed public parking capacity for events, attractions, businesses, and patrons and employees in the downtown area  |                      |         |
| <b>OPERATING BUDGET IMPACT:</b>  | Potential operating costs should garage be staffed or require notional maintenance  |                      |         |
| <b>MANAGING DEPARTMENT:</b>      | PARKING MANAGEMENT  | <b>PROJECT TYPE:</b> | PARKING |
| <b>ACCOUNT CODE:</b>             | 0555 200 2447   | <b>PROJECT NO:</b>   | 40220   |

|                              | Prior Years         | FY20                | Total               |
|------------------------------|---------------------|---------------------|---------------------|
| <b>FUNDING SOURCES</b>       |                     |                     |                     |
| Fund Balance                 |                     |                     |                     |
| Bond Proceeds                | \$ 3,500,000        |                     | \$ 3,500,000        |
| Sales Tax                    |                     |                     |                     |
| Other                        |                     |                     |                     |
| Balance Forward              |                     | \$ 3,499,710        |                     |
| <b>TOTAL FUNDING SOURCES</b> | <b>\$ 3,500,000</b> | <b>\$ 3,499,710</b> | <b>\$ 3,500,000</b> |
| <b>PROJECT COSTS</b>         |                     |                     |                     |
| Professional Services        |                     | \$ 10,000           | \$ 10,000           |
| Legal                        |                     | \$ 10,000           | \$ 10,000           |
| Architect/Engineering        | \$ 290              | \$ 500,000          | \$ 500,290          |
| Appraisal/Negotiations       |                     |                     |                     |
| Construction                 |                     | \$ 2,979,710        | \$ 2,979,710        |
| Land Acquisition             |                     |                     |                     |
| Furnishings & Equipment      |                     |                     |                     |
| <b>BUDGETED EXPENDITURES</b> | <b>\$ 290</b>       | <b>\$ 3,499,710</b> | <b>\$ 3,500,000</b> |
| <b>BALANCE</b>               | <b>\$ 3,499,710</b> | <b>\$ -</b>         | <b>\$ -</b>         |

## FOLLOW ME TRAIL BRIDGE

|                                  |   |                      |                    |
|----------------------------------|---|----------------------|--------------------|
| <b>PROJECT NAME:</b>             | Follow Me Trail Bridge  |                      |                    |
| <b>PROJECT DESCRIPTION:</b>      | Construction of pedestrian bridge at Victory Dr along Follow Me Trail   |                      |                    |
| <b>BENEFIT TO THE COMMUNITY:</b> | Improved amenity to citizens, residents, property owners and visitors to Columbus Compliance with Ga DOT schedule for providing safer, more efficient network |                      |                    |
| <b>OPERATING BUDGET IMPACT:</b>  | No impact on operational budget   |                      |                    |
| <hr/>                            |   |                      |                    |
| <b>MANAGING DEPARTMENT:</b>      | ENGINEERING   | <b>PROJECT TYPE:</b> | PEDESTRIAN BRIDGES |
| <b>ACCOUNT CODE:</b>             | 0508 660 3000   | <b>PROJECT NO:</b>   | 24005 and 24014    |

|                              | Prior Years         | FY20             | Total               |
|------------------------------|---------------------|------------------|---------------------|
| <b>FUNDING SOURCES</b>       |                     |                  |                     |
| Fund Balance                 | \$ 2,001,147        |                  | \$ 2,001,147        |
| Bond Proceeds                |                     |                  |                     |
| Sales Tax (1999 SPLOST)      |                     |                  |                     |
| Other                        |                     |                  |                     |
| Balance Forward              |                     | \$ 30,664        |                     |
| <b>TOTAL FUNDING SOURCES</b> | <b>\$ 2,001,147</b> | <b>\$ 30,664</b> | <b>\$ 2,001,147</b> |
| <hr/>                        |                     |                  |                     |
| <b>PROJECT COSTS</b>         |                     |                  |                     |
| Professional Services        |                     |                  |                     |
| Legal                        |                     |                  |                     |
| Architect/Engineering        | \$ 38,708           | \$ 4,067         | \$ 70,325           |
| Appraisal/Negotiations       |                     |                  |                     |
| Construction                 | \$ 1,931,775        | \$ 26,597        | \$ 1,930,822        |
| Land Acquisition             |                     |                  |                     |
| Furnishings & Equipment      |                     |                  |                     |
| <b>BUDGETED EXPENDITURES</b> | <b>\$ 1,970,483</b> | <b>\$ 30,664</b> | <b>\$ 2,001,147</b> |
| <hr/>                        |                     |                  |                     |
| <b>BALANCE</b>               | <b>\$ 30,664</b>    | <b>\$ -</b>      | <b>\$ -</b>         |

## 2009 LOST ROADS RESURFACING/REHABILITATION

|                                  |  |                      |                   |
|----------------------------------|--|----------------------|-------------------|
| <b>PROJECT NAME:</b>             | LOST Resurfacing/Rehabilitation  |                      |                   |
| <b>PROJECT DESCRIPTION:</b>      | Funding set aside annually from the 2009 Local Option Sales Tax Infrastructure funds for road resurfacing and reconstruction costs |                      |                   |
| <b>BENEFIT TO THE COMMUNITY:</b> | Improved road condition, navigability and safety for all citizens, residents, property owners, commuters and visitors of Columbus  |                      |                   |
| <b>OPERATING BUDGET IMPACT:</b>  | No impact on operational budget  |                      |                   |
| <b>MANAGING DEPARTMENT:</b>      | ENGINEERING  | <b>PROJECT TYPE:</b> | ROAD IMPROVEMENTS |
| <b>ACCOUNT CODE:</b>             | 0109 250 9901  | <b>PROJECT NO:</b>   | 92001             |

|                              | Prior Years          | FY20                | Total                |
|------------------------------|----------------------|---------------------|----------------------|
| <b>FUNDING SOURCES</b>       |                      |                     |                      |
| Fund Balance                 |                      |                     |                      |
| Bond Proceeds                |                      |                     |                      |
| Sales Tax (2009 LOST)        | \$ 15,129,890        | \$ 700,000          | \$ 15,829,890        |
| Other                        |                      |                     |                      |
| Balance Forward              |                      | \$ 538,440          |                      |
| <b>TOTAL FUNDING SOURCES</b> | <b>\$ 15,129,890</b> | <b>\$ 1,238,440</b> | <b>\$ 15,829,890</b> |
| <b>PROJECT COSTS</b>         |                      |                     |                      |
| Professional Services        |                      |                     |                      |
| Legal                        |                      |                     |                      |
| Architect/Engineering        | \$ 121,830           | \$ 138,440          | \$ 260,270           |
| Appraisal/Negotiations       |                      |                     |                      |
| Construction                 | \$ 14,469,620        | \$ 1,100,000        | \$ 15,569,620        |
| Land Acquisition             |                      |                     |                      |
| Furnishings & Equipment      |                      |                     |                      |
| <b>BUDGETED EXPENDITURES</b> | <b>\$ 14,591,450</b> | <b>\$ 1,238,440</b> | <b>\$ 15,829,890</b> |
| <b>BALANCE</b>               | <b>\$ 538,440</b>    | <b>\$ -</b>         | <b>\$ -</b>          |

## STEAM MILL RD SIDEWALK CONCEPT

|                                  |  |                      |                   |
|----------------------------------|--|----------------------|-------------------|
| <b>PROJECT NAME:</b>             | Steam Mill Road Sidewalk Concept                     |                      |                   |
| <b>PROJECT DESCRIPTION:</b>      | Funding for sidewalk repair on Steam Mill Rd         |                      |                   |
| <b>BENEFIT TO THE COMMUNITY:</b> | Improved safety and condition of roads               |                      |                   |
| <b>OPERATING BUDGET IMPACT:</b>  | Reduce reliance on operating budget for repair costs |                      |                   |
| <b>MANAGING DEPARTMENT:</b>      | ENGINEERING  | <b>PROJECT TYPE:</b> | ROAD IMPROVEMENTS |
| <b>ACCOUNT CODE:</b>             | 0109 250 9901  | <b>PROJECT NO:</b>   | 92021             |

|                              | Prior Years       | FY20              | Total             |
|------------------------------|-------------------|-------------------|-------------------|
| <b>FUNDING SOURCES</b>       |                   |                   |                   |
| Fund Balance                 |                   |                   |                   |
| Bond Proceeds                |                   |                   |                   |
| Sales Tax (2009 LOST)        | \$ 200,000        |                   | \$ 200,000        |
| Other                        |                   |                   |                   |
| Balance Forward              |                   | \$ 185,218        |                   |
| <b>TOTAL FUNDING SOURCES</b> | <b>\$ 200,000</b> | <b>\$ 185,218</b> | <b>\$ 200,000</b> |
| <b>PROJECT COSTS</b>         |                   |                   |                   |
| Professional Services        |                   |                   |                   |
| Legal                        |                   |                   |                   |
| Architect/Engineering        |                   | \$ 185,218        | \$ 185,218        |
| Appraisal/Negotiations       |                   |                   |                   |
| Construction                 | \$ 14,782         |                   | \$ 14,782         |
| Land Acquisition             |                   |                   |                   |
| Furnishings & Equipment      |                   |                   |                   |
| <b>BUDGETED EXPENDITURES</b> | <b>\$ 14,782</b>  | <b>\$ 185,218</b> | <b>\$ 200,000</b> |
| <b>BALANCE</b>               | <b>\$ 185,218</b> | <b>\$ -</b>       | <b>\$ -</b>       |

## PARK ADA UPGRADES

|                                  |   |                      |                   |
|----------------------------------|---|----------------------|-------------------|
| <b>PROJECT NAME:</b>             | Park ADA Upgrades   |                      |                   |
| <b>PROJECT DESCRIPTION:</b>      | Improve ramps and curbs in parks to be ADA compliant throughout Muscogee County.      |                      |                   |
| <b>BENEFIT TO THE COMMUNITY:</b> | Improved amenity to citizens, residents, property owners and visitors to Columbus, Ga |                      |                   |
| <b>OPERATING BUDGET IMPACT:</b>  | Reduced reliance on operating funds for road improvement costs                        |                      |                   |
| <b>MANAGING DEPARTMENT:</b>      | ENGINEERING   | <b>PROJECT TYPE:</b> | ROAD IMPROVEMENTS |
| <b>ACCOUNT CODE:</b>             | 0109 250 9901   | <b>PROJECT NO:</b>   | 92022             |

|                              | Prior Years       | FY20              | Total             |
|------------------------------|-------------------|-------------------|-------------------|
| <b>FUNDING SOURCES</b>       |                   |                   |                   |
| Fund Balance                 |                   |                   |                   |
| Bond Proceeds                |                   |                   |                   |
| Sales Tax (2009 LOST)        | \$ 200,000        | \$ 100,000        | \$ 300,000        |
| Other                        |                   |                   |                   |
| Balance Forward              |                   | \$ 200,000        |                   |
| <b>TOTAL FUNDING SOURCES</b> | <b>\$ 200,000</b> | <b>\$ 300,000</b> | <b>\$ 300,000</b> |
| <b>PROJECT COSTS</b>         |                   |                   |                   |
| Professional Services        |                   |                   |                   |
| Legal                        |                   |                   |                   |
| Architect/Engineering        |                   | \$ 40,000         | \$ 40,000         |
| Appraisal/Negotiations       |                   |                   |                   |
| Construction                 |                   | \$ 260,000        | \$ 260,000        |
| Land Acquisition             |                   |                   |                   |
| Furnishings & Equipment      |                   |                   |                   |
| <b>BUDGETED EXPENDITURES</b> | <b>\$ -</b>       | <b>\$ 300,000</b> | <b>\$ 300,000</b> |
| <b>BALANCE</b>               | <b>\$ 200,000</b> | <b>\$ -</b>       | <b>\$ -</b>       |

## CUSSETA ROAD/OLD CUSSETA ROAD

|                                  |   |                      |                   |
|----------------------------------|---|----------------------|-------------------|
| <b>PROJECT NAME:</b>             | Cusseta Rd/Old Cusseta Rd   |                      |                   |
| <b>PROJECT DESCRIPTION:</b>      | Realign Cusseta Rd and Old Cusseta Rd with a new roundabout                                 |                      |                   |
| <b>BENEFIT TO THE COMMUNITY:</b> | Improved safety and navigability of busy intersection between Cusseta Rd and Old Cusseta Rd |                      |                   |
| <b>OPERATING BUDGET IMPACT:</b>  | Reduced reliance on operating budget for road improvements                                  |                      |                   |
| <b>MANAGING DEPARTMENT:</b>      | ENGINEERING   | <b>PROJECT TYPE:</b> | ROAD IMPROVEMENTS |
| <b>ACCOUNT CODE:</b>             | 0109 250 9901   | <b>PROJECT NO:</b>   | 92008             |

|                              | Prior Years      | FY20        | Total            |
|------------------------------|------------------|-------------|------------------|
| <b>FUNDING SOURCES</b>       |                  |             |                  |
| Fund Balance                 |                  |             |                  |
| Bond Proceeds                |                  |             |                  |
| Sales Tax (2009 LOST)        | \$ 75,025        |             | \$ 75,025        |
| Other                        |                  |             |                  |
| Balance Forward              |                  |             |                  |
| <b>TOTAL FUNDING SOURCES</b> | <b>\$ 75,025</b> | <b>\$ -</b> | <b>\$ 75,025</b> |
| <b>PROJECT COSTS</b>         |                  |             |                  |
| Professional Services        |                  |             |                  |
| Legal                        |                  |             |                  |
| Architect/Engineering        |                  |             |                  |
| Appraisal/Negotiations       |                  |             |                  |
| Construction                 | \$ 75,025        |             | \$ 75,025        |
| Land Acquisition             |                  |             |                  |
| Furnishings & Equipment      |                  |             |                  |
| <b>BUDGETED EXPENDITURES</b> | <b>\$ 75,025</b> | <b>\$ -</b> | <b>\$ 75,025</b> |
| <b>BALANCE</b>               | <b>\$ -</b>      | <b>\$ -</b> | <b>\$ -</b>      |

## COOPER CREEK ADA

|                                  |   |                      |                   |
|----------------------------------|---|----------------------|-------------------|
| <b>PROJECT NAME:</b>             | Cooper Creek ADA  |                      |                   |
| <b>PROJECT DESCRIPTION:</b>      | Improve ramps and curbs at Cooper Creek to be ADA compliant                           |                      |                   |
| <b>BENEFIT TO THE COMMUNITY:</b> | Improved amenity to citizens, residents, property owners and visitors to Columbus, Ga |                      |                   |
| <b>OPERATING BUDGET IMPACT:</b>  | Reduced reliance on operating funds for road improvement costs                        |                      |                   |
| <b>MANAGING DEPARTMENT:</b>      | ENGINEERING   | <b>PROJECT TYPE:</b> | ROAD IMPROVEMENTS |
| <b>ACCOUNT CODE:</b>             | 0109 250 9901   | <b>PROJECT NO:</b>   | 92020             |

|                              | Prior Years      | FY20        | Total            |
|------------------------------|------------------|-------------|------------------|
| <b>FUNDING SOURCES</b>       |                  |             |                  |
| Fund Balance                 |                  |             |                  |
| Bond Proceeds                |                  |             |                  |
| Sales Tax (2009 LOST)        | \$ 30,585        |             | \$ 30,585        |
| Sales Tax (1999 SPLOST)      |                  |             |                  |
| Balance Forward              |                  |             |                  |
| <b>TOTAL FUNDING SOURCES</b> | <b>\$ 30,585</b> | <b>\$ -</b> | <b>\$ 30,585</b> |
| <b>PROJECT COSTS</b>         |                  |             |                  |
| Professional Services        |                  |             |                  |
| Legal                        |                  |             |                  |
| Architect/Engineering        |                  |             |                  |
| Appraisal/Negotiations       |                  |             |                  |
| Construction                 | \$ 30,585        |             | \$ 30,585        |
| Land Acquisition             |                  |             |                  |
| Furnishings & Equipment      |                  |             |                  |
| <b>BUDGETED EXPENDITURES</b> | <b>\$ 30,585</b> | <b>\$ -</b> | <b>\$ 30,585</b> |
| <b>BALANCE</b>               | <b>\$ -</b>      | <b>\$ -</b> | <b>\$ -</b>      |



## FORREST RD WIDENING PROJECT

|                                  |  |                      |   |
|----------------------------------|--|----------------------|---|
| <b>PROJECT NAME:</b>             | Forrest Rd: Macon/Woodruff Farm/ Woodruff/Floyd to Schatulga   |                      |   |
| <b>PROJECT DESCRIPTION:</b>      | Widen and reconstruct approximately 2 miles of existing roadways from 2 lanes to 4 lanes, with turn lanes at major intersections |                      |   |
| <b>BENEFIT TO THE COMMUNITY:</b> | Improves navigability and traffic flow in a heavily traveled, densely populated area of Columbus/Muscogee County                 |                      |   |
| <b>OPERATING BUDGET IMPACT:</b>  | Reduced reliance on operating funds to improve and reconstruct roadways  |                      |   |
| <b>MANAGING DEPARTMENT:</b>      | ENGINEERING/<br>PLANNING/<br>PUBLIC WORKS<br>0540 695 2126 and   | <b>PROJECT TYPE:</b> | ROAD IMPROVEMENTS<br>21128, 24003, 53008, |
| <b>ACCOUNT CODE:</b>             | 0559 800 2160  | <b>PROJECT NO:</b>   | 53009, 82052                              |

|                                       | Prior Years         | FY20             | Total               |
|---------------------------------------|---------------------|------------------|---------------------|
| <b>FUNDING SOURCES</b>                |                     |                  |                     |
| Fund Balance                          | \$ 4,356,216        |                  | \$ 4,356,216        |
| Bond Proceeds                         | \$ 2,768,045        |                  | \$ 2,768,045        |
| Sales Tax (1999 SPLOST)               | \$ 2,864,352        |                  | \$ 2,864,352        |
| Other                                 |                     |                  |                     |
| Balance Forward                       |                     | \$ 46,603        |                     |
| <b>TOTAL FUNDING SOURCES</b>          | <b>\$ 9,988,613</b> | <b>\$ 46,603</b> | <b>\$ 9,988,613</b> |
| <b>PROJECT COSTS</b>                  |                     |                  |                     |
| Professional Services                 | \$ 413,972          |                  | \$ 413,972          |
| Legal                                 | \$ 87,259           |                  | \$ 87,259           |
| Architect/Engineering                 | \$ 1,735,026        |                  | \$ 1,735,026        |
| Appraisal/Negotiations                | \$ 35,800           |                  | \$ 35,800           |
| Construction                          | \$ 7,466,066        | \$ 46,603        | \$ 7,512,669        |
| Land Acquisition and RE/ROW Purchases | \$ 203,887          |                  | \$ 203,887          |
| Furnishings & Equipment               |                     |                  |                     |
| <b>BUDGETED EXPENDITURES</b>          | <b>\$ 9,942,010</b> | <b>\$ 46,603</b> | <b>\$ 9,988,613</b> |
| <b>BALANCE</b>                        | <b>\$ 46,603</b>    | <b>\$ -</b>      | <b>\$ -</b>         |

## FT BENNING RD at BRENNAN ROAD

|                                  |   |                      |  |
|----------------------------------|---|----------------------|--|
| <b>PROJECT NAME:</b>             | Ft Benning/Brennan/Ezone  |                      |  |
| <b>PROJECT DESCRIPTION:</b>      | Road improvements in the area of Ft. Benning Rd and Brennan Rd  |                      |  |
| <b>BENEFIT TO THE COMMUNITY:</b> | Improved road condition, safety, and traffic flow for commuters, residents, property owners and visitors to the Ft Benning area |                      |  |
| <b>OPERATING BUDGET IMPACT:</b>  | Reduced reliance on operating funds for road improvement and repair   |                      |  |
| <b>MANAGING DEPARTMENT:</b>      | ENGINEERING/<br>PUBLIC WORKS/<br>PLANNING<br>0540 695 2131,<br>0559 800 2160, and<br>0560 800 2161                              | <b>PROJECT TYPE:</b> | ROAD IMPROVEMENTS<br>50606<br>82057 and<br>83001 |
| <b>ACCOUNT CODE:</b>             |   | <b>PROJECT NO:</b>   |  |

|                              | Prior Years         | FY20              | Total               |
|------------------------------|---------------------|-------------------|---------------------|
| <b>FUNDING SOURCES</b>       |                     |                   |                     |
| Fund Balance                 |                     |                   |                     |
| Bond Proceeds                | \$ 2,122,947        |                   | \$ 2,122,947        |
| Sales Tax (1999 SPLOST)      | \$ 2,000,000        |                   | \$ 2,000,000        |
| Other                        |                     |                   |                     |
| Balance Forward              |                     | \$ 445,634        |                     |
| <b>TOTAL FUNDING SOURCES</b> | <b>\$ 4,122,947</b> | <b>\$ 445,634</b> | <b>\$ 4,122,947</b> |
| <b>PROJECT COSTS</b>         |                     |                   |                     |
| Professional Services        | \$ 126,572          |                   | \$ 126,572          |
| Legal                        | \$ 16,135           |                   | \$ 16,135           |
| Architect/Engineering        | \$ 563,394          |                   | \$ 563,394          |
| Appraisal/Negotiations       | \$ 153,621          |                   | \$ 153,621          |
| Construction                 | \$ 2,031,530        | \$ 445,634        | \$ 2,477,164        |
| Land Acquisition             | \$ 786,061          |                   | \$ 786,061          |
| Furnishings & Equipment      |                     |                   |                     |
| <b>BUDGETED EXPENDITURES</b> | <b>\$ 3,677,313</b> | <b>\$ 445,634</b> | <b>\$ 4,122,947</b> |
| <b>BALANCE</b>               | <b>\$ 445,634</b>   | <b>\$ -</b>       | <b>\$ -</b>         |

## MARTIN LUTHER KING BLVD

|                                  |  |                      |                        |
|----------------------------------|--|----------------------|------------------------|
| <b>PROJECT NAME:</b>             | MLK Streetscapes, Resurfacing, and Intersection Enhancements   |                      |                        |
| <b>PROJECT DESCRIPTION:</b>      | Improvements to one of the major arteries of Columbus at the intersection of Martin Luther King Blvd and Buena Vista Rd. |                      |                        |
| <b>BENEFIT TO THE COMMUNITY:</b> | Improved navigability of heavily trafficked, ease congested roadways and intersection                                    |                      |                        |
| <b>OPERATING BUDGET IMPACT:</b>  | Reduced reliance on operating budget for road improvements   |                      |                        |
| <b>MANAGING DEPARTMENT:</b>      | ENGINEERING/<br>PUBLIC WORKS<br>0508 660 3000<br>0540 695 2126 and   | <b>PROJECT TYPE:</b> | ROAD IMPROVEMENTS      |
| <b>ACCOUNT CODE:</b>             | 0109 250 9901  | <b>PROJECT NO:</b>   | 24006, 92013 and 92018 |

|                              | Prior Years         | FY20              | Total               |
|------------------------------|---------------------|-------------------|---------------------|
| <b>FUNDING SOURCES</b>       |                     |                   |                     |
| Fund Balance                 | \$ 2,300,000        |                   | \$ 2,300,000        |
| Bond Proceeds                |                     |                   |                     |
| Sales Tax (1999 SPLOST)      |                     |                   |                     |
| Sales Tax (2009 LOST)        | \$ 1,100,000        |                   | \$ 1,100,000        |
| Balance Forward              |                     | \$ 497,554        |                     |
| <b>TOTAL FUNDING SOURCES</b> | <b>\$ 3,400,000</b> | <b>\$ 497,554</b> | <b>\$ 3,400,000</b> |
| <b>PROJECT COSTS</b>         |                     |                   |                     |
| Professional Services        |                     |                   |                     |
| Legal                        |                     |                   |                     |
| Architect/Engineering        |                     |                   |                     |
| Appraisal/Negotiations       |                     |                   |                     |
| Construction                 | \$ 2,902,446        | \$ 497,554        | \$ 3,400,000        |
| Land Acquisition             |                     |                   |                     |
| Furnishings & Equipment      |                     |                   |                     |
| <b>BUDGETED EXPENDITURES</b> | <b>\$ 2,902,446</b> | <b>\$ 497,554</b> | <b>\$ 3,400,000</b> |
| <b>BALANCE</b>               | <b>\$ 497,554</b>   | <b>\$ -</b>       | <b>\$ -</b>         |

## MOON ROAD PHASE I

|                                  |   |                      |                   |
|----------------------------------|---|----------------------|-------------------|
| <b>PROJECT NAME:</b>             | Moon Rd Phase 1: Wilbur/Whittlesey  |                      |                   |
| <b>PROJECT DESCRIPTION:</b>      | Improvements and widening of Moon Road (Phase I)  |                      |                   |
| <b>BENEFIT TO THE COMMUNITY:</b> | Improved navigability and ease of congestion in a heavily trafficked, densely populated area of Columbus/Muscogee |                      |                   |
| <b>OPERATING BUDGET IMPACT:</b>  | Reduced reliance on operating funds for road improvement costs  |                      |                   |
| <b>MANAGING DEPARTMENT:</b>      | ENGINEERING/<br>PLANNING/<br>PUBLIC WORKS<br>0540 695 2126 and  | <b>PROJECT TYPE:</b> | ROAD IMPROVEMENTS |
| <b>ACCOUNT CODE:</b>             | 0559 800 2160   | <b>PROJECT NO:</b>   | 53023 and 82051   |

|                              | Prior Years         | FY20        | Total               |
|------------------------------|---------------------|-------------|---------------------|
| <b>FUNDING SOURCES</b>       |                     |             |                     |
| Fund Balance                 |                     |             |                     |
| Bond Proceeds                | \$ 5,693,469        |             | \$ 5,693,469        |
| Sales Tax (1999 SPLOST)      | \$ 1,022,374        |             | \$ 1,022,374        |
| Other                        |                     |             |                     |
| Balance Forward              |                     |             |                     |
| <b>TOTAL FUNDING SOURCES</b> | <b>\$ 6,715,843</b> | <b>\$ -</b> | <b>\$ 6,715,843</b> |
| <b>PROJECT COSTS</b>         |                     |             |                     |
| Professional Services        | \$ 188,382          |             | \$ 188,382          |
| Legal                        | \$ 133,525          |             | \$ 133,525          |
| Architect/Engineering        | \$ 126,617          |             | \$ 126,617          |
| Appraisal/Negotiations       | \$ 30,607           |             | \$ 30,607           |
| Construction                 | \$ 5,744,239        |             | \$ 5,744,239        |
| Land Acquisition             | \$ 492,473          |             | \$ 492,473          |
| Furnishings & Equipment      |                     |             |                     |
| <b>BUDGETED EXPENDITURES</b> | <b>\$ 6,715,843</b> | <b>\$ -</b> | <b>\$ 6,715,843</b> |
| <b>BALANCE</b>               | <b>\$ -</b>         | <b>\$ -</b> | <b>\$ -</b>         |

## NORTHSTAR/ST MARY'S ROAD

|                                  |  |                      |                   |
|----------------------------------|--|----------------------|-------------------|
| <b>PROJECT NAME:</b>             | Northstar/St Mary's Rd   |                      |                   |
| <b>PROJECT DESCRIPTION:</b>      | Improve roads in the Northstar corridor of St Mary's Road      |                      |                   |
| <b>BENEFIT TO THE COMMUNITY:</b> | Improved navigability and safety of roads in this area         |                      |                   |
| <b>OPERATING BUDGET IMPACT:</b>  | Reduced reliance on operating funds for road improvement costs |                      |                   |
| <b>MANAGING DEPARTMENT:</b>      | ENGINEERING/<br>PUBLIC WORKS                                   | <b>PROJECT TYPE:</b> | ROAD IMPROVEMENTS |
| <b>ACCOUNT CODE:</b>             | 0540 695 2126  | <b>PROJECT NO:</b>   | 53020             |

|                              | Prior Years       | FY20        | Total             |
|------------------------------|-------------------|-------------|-------------------|
| <b>FUNDING SOURCES</b>       |                   |             |                   |
| Fund Balance                 |                   |             |                   |
| Bond Proceeds                |                   |             |                   |
| Sales Tax (1999 SPLOST)      | \$ 652,071        |             | \$ 652,071        |
| Other                        |                   |             |                   |
| Balance Forward              |                   |             |                   |
| <b>TOTAL FUNDING SOURCES</b> | <b>\$ 652,071</b> | <b>\$ -</b> | <b>\$ 652,071</b> |
| <b>PROJECT COSTS</b>         |                   |             |                   |
| Professional Services        |                   |             |                   |
| Legal                        | \$ 853            |             | \$ 853            |
| Architect/Engineering        | \$ 14,394         |             | \$ 14,394         |
| Appraisal/Negotiations       |                   |             |                   |
| Construction                 | \$ 600,039        |             | \$ 600,039        |
| Land Acquisition             | \$ 36,785         |             | \$ 36,785         |
| Furnishings & Equipment      |                   |             |                   |
| <b>BUDGETED EXPENDITURES</b> | <b>\$ 652,071</b> | <b>\$ -</b> | <b>\$ 652,071</b> |
| <b>BALANCE</b>               | <b>\$ -</b>       | <b>\$ -</b> | <b>\$ -</b>       |

## RIVER ROAD/BRADLEY PARK/JR ALLEN PKWY

|                                  |   |                      |                   |
|----------------------------------|---|----------------------|-------------------|
| <b>PROJECT NAME:</b>             | River Rd/Bradley Pk/JR Allen Ramp   |                      |                   |
| <b>PROJECT DESCRIPTION:</b>      | Road and on/off ramp reconstruction and reconfiguration at River Road and Bradley Park Drive off the JR Allen Parkway |                      |                   |
| <b>BENEFIT TO THE COMMUNITY:</b> | Improved safety and navigability of heavily trafficked and highly congested area                                      |                      |                   |
| <b>OPERATING BUDGET IMPACT:</b>  | Reduced reliance on operating funds for road improvements   |                      |                   |
| <b>MANAGING DEPARTMENT:</b>      | ENGINEERING/<br>PUBLIC WORKS/<br>PLANNING   | <b>PROJECT TYPE:</b> | ROAD IMPROVEMENTS |
| <b>ACCOUNT CODE:</b>             | 0508 660 3000 and<br>0540 695 2126  | <b>PROJECT NO:</b>   | 21127<br>53018    |

|                              | Prior Years         | FY20                | Total               |
|------------------------------|---------------------|---------------------|---------------------|
| <b>FUNDING SOURCES</b>       |                     |                     |                     |
| Fund Balance                 | \$ 1,530,468        |                     | \$ 1,530,468        |
| Bond Proceeds                |                     |                     |                     |
| Sales Tax (1999 SPLOST)      | \$ 1,535,952        |                     | \$ 1,535,952        |
| Other                        |                     |                     |                     |
| Balance Forward              |                     | \$ 1,530,506        |                     |
| <b>TOTAL FUNDING SOURCES</b> | <b>\$ 3,066,420</b> | <b>\$ 1,530,506</b> | <b>\$ 3,066,420</b> |
| <b>PROJECT COSTS</b>         |                     |                     |                     |
| Professional Services        | \$ 41,713           |                     | \$ 41,713           |
| Legal                        | \$ 2,750            |                     | \$ 2,750            |
| Architect/Engineering        | \$ 283,530          |                     | \$ 283,530          |
| Appraisal/Negotiations       | \$ 1,000            |                     | \$ 1,000            |
| Construction                 | \$ 1,116,208        | \$ 1,530,506        | \$ 2,646,714        |
| Land Acquisition             | \$ 90,713           |                     | \$ 90,713           |
| Furnishings & Equipment      |                     |                     |                     |
| <b>BUDGETED EXPENDITURES</b> | <b>\$ 1,535,914</b> | <b>\$ 1,530,506</b> | <b>\$ 3,066,420</b> |
| <b>BALANCE</b>               | <b>\$ 1,530,506</b> | <b>\$ -</b>         | <b>\$ -</b>         |

## SIDEWALK AND BRICK PAVER

|                                  |   |                      |                   |
|----------------------------------|---|----------------------|-------------------|
| <b>PROJECT NAME:</b>             | Sidewalk and Brick Paver  |                      |                   |
| <b>PROJECT DESCRIPTION:</b>      | Funding for sidewalk and brick repair throughout Columbus/Muscogee County |                      |                   |
| <b>BENEFIT TO THE COMMUNITY:</b> | Improved safety and condition of roads                                    |                      |                   |
| <b>OPERATING BUDGET IMPACT:</b>  | Reduce reliance on operating budget for repair costs                      |                      |                   |
| <b>MANAGING DEPARTMENT:</b>      | ENGINEERING/<br>PUBLIC WORKS  | <b>PROJECT TYPE:</b> | ROAD IMPROVEMENTS |
| <b>ACCOUNT CODE:</b>             | 0109 250 9901   | <b>PROJECT NO:</b>   | 92015             |

|                              | Prior Years       | FY20             | Total             |
|------------------------------|-------------------|------------------|-------------------|
| <b>FUNDING SOURCES</b>       |                   |                  |                   |
| Fund Balance                 |                   |                  |                   |
| Bond Proceeds                |                   |                  |                   |
| Sales Tax (2009 LOST)        | \$ 100,753        |                  | \$ 100,753        |
| Other                        |                   |                  |                   |
| Balance Forward              |                   | \$ 12,449        |                   |
| <b>TOTAL FUNDING SOURCES</b> | <b>\$ 100,753</b> | <b>\$ 12,449</b> | <b>\$ 100,753</b> |
| <b>PROJECT COSTS</b>         |                   |                  |                   |
| Professional Services        |                   |                  |                   |
| Legal                        | \$ 210            |                  | \$ 210            |
| Architect/Engineering        |                   |                  |                   |
| Appraisal/Negotiations       |                   |                  |                   |
| Construction                 | \$ 88,094         | \$ 12,449        | \$ 100,543        |
| Land Acquisition             |                   |                  |                   |
| Furnishings & Equipment      |                   |                  |                   |
| <b>BUDGETED EXPENDITURES</b> | <b>\$ 88,304</b>  | <b>\$ 12,449</b> | <b>\$ 100,753</b> |
| <b>BALANCE</b>               | <b>\$ 12,449</b>  | <b>\$ -</b>      | <b>\$ -</b>       |

## SOUTH LUMPKIN ROAD

|                                  |  |                      |                   |
|----------------------------------|--|----------------------|-------------------|
| <b>PROJECT NAME:</b>             | So Lumpkin Rd Roundabout LMIG FY13   |                      |                   |
| <b>PROJECT DESCRIPTION:</b>      | Improve roads in the South Lumpkin Rd area including roundabout                        |                      |                   |
| <b>BENEFIT TO THE COMMUNITY:</b> | Improved navigability and safety on roads for commuters, property owners and residents |                      |                   |
| <b>OPERATING BUDGET IMPACT:</b>  | No impact on operational budget  |                      |                   |
| <b>MANAGING DEPARTMENT:</b>      | PLANNING/<br>ENGINEERING<br>0508 660 3000 and  | <b>PROJECT TYPE:</b> | ROAD IMPROVEMENTS |
| <b>ACCOUNT CODE:</b>             | 0109 250 9901  | <b>PROJECT NO:</b>   | 21076 and 92010   |

|                              | Prior Years         | FY20        | Total               |
|------------------------------|---------------------|-------------|---------------------|
| <b>FUNDING SOURCES</b>       |                     |             |                     |
| Fund Balance                 | \$ 1,214,890        |             | \$ 1,214,890        |
| Bond Proceeds                |                     |             |                     |
| Sales Tax (2009 LOST)        | \$ 586,452          |             | \$ 586,452          |
| Other                        |                     |             |                     |
| Balance Forward              |                     |             |                     |
| <b>TOTAL FUNDING SOURCES</b> | <b>\$ 1,801,342</b> | <b>\$ -</b> | <b>\$ 1,801,342</b> |
| <b>PROJECT COSTS</b>         |                     |             |                     |
| Professional Services        |                     |             |                     |
| Legal                        |                     |             |                     |
| Architect/Engineering        | \$ 13,434           |             | \$ 13,434           |
| Appraisal/Negotiations       |                     |             |                     |
| Construction                 | \$ 1,787,908        |             | \$ 1,787,908        |
| Land Acquisition             |                     |             |                     |
| Furnishings & Equipment      |                     |             |                     |
| <b>BUDGETED EXPENDITURES</b> | <b>\$ 1,801,342</b> | <b>\$ -</b> | <b>\$ 1,801,342</b> |
| <b>BALANCE</b>               | <b>\$ -</b>         | <b>\$ -</b> | <b>\$ -</b>         |



## VETERANS DOUBLE CHURCHES

|                                  |   |                      |                     |
|----------------------------------|---|----------------------|---------------------|
| <b>PROJECT NAME:</b>             | Veterans Double Churches  |                      |                     |
| <b>PROJECT DESCRIPTION:</b>      | Improvements to Veterans Parkway and Double Churches Roads  |                      |                     |
| <b>BENEFIT TO THE COMMUNITY:</b> | Improved navigability and eased congestion in heavily trafficked, densely populated area of Columbus/Muscogee |                      |                     |
| <b>OPERATING BUDGET IMPACT:</b>  | Reduced reliance on operating budget for road improvement costs   |                      |                     |
| <b>MANAGING DEPARTMENT:</b>      | ENGINEERING/<br>PLANNING/<br>PUBLIC WORKS<br>0508 660 3000<br>0540 695 2126 and                               | <b>PROJECT TYPE:</b> | ROAD IMPROVEMENTS   |
| <b>ACCOUNT CODE:</b>             | 0109 250 9901   | <b>PROJECT NO:</b>   | 21086, 53019, 92016 |

|                              | Prior Years         | FY20             | Total               |
|------------------------------|---------------------|------------------|---------------------|
| <b>FUNDING SOURCES</b>       |                     |                  |                     |
| Fund Balance                 | \$ 1,497,403        |                  | \$ 1,497,403        |
| Bond Proceeds                |                     |                  |                     |
| Sales Tax (1999 SPLOST)      | \$ 2,880,973        |                  | \$ 2,880,973        |
| Sales Tax (2009 LOST)        | \$ 458,907          |                  | \$ 458,907          |
| Balance Forward              |                     | \$ 35,792        |                     |
| <b>TOTAL FUNDING SOURCES</b> | <b>\$ 4,837,283</b> | <b>\$ 35,792</b> | <b>\$ 4,837,283</b> |
| <b>PROJECT COSTS</b>         |                     |                  |                     |
| Professional Services        | \$ 44,025           |                  | \$ 44,025           |
| Legal                        |                     |                  |                     |
| Architect/Engineering        | \$ 409,539          |                  | \$ 409,539          |
| Appraisal/Negotiations       | \$ 5,131            |                  | \$ 5,131            |
| Construction                 | \$ 4,204,326        | \$ 35,792        | \$ 4,240,118        |
| Land Acquisition             | \$ 138,470          |                  | \$ 138,470          |
| Furnishings & Equipment      |                     |                  |                     |
| <b>BUDGETED EXPENDITURES</b> | <b>\$ 4,801,491</b> | <b>\$ 35,792</b> | <b>\$ 4,837,283</b> |
| <b>BALANCE</b>               | <b>\$ 35,792</b>    | <b>\$ -</b>      | <b>\$ -</b>         |

## WHITESVILLE DOUBLE CHURCHES RD

|                                  |  |                      |                     |
|----------------------------------|--|----------------------|---------------------|
| <b>PROJECT NAME:</b>             | Whitesville/Double Churches  |                      |                     |
| <b>PROJECT DESCRIPTION:</b>      | Road improvements at the intersection of Whitesville and Double Churches Rds |                      |                     |
| <b>BENEFIT TO THE COMMUNITY:</b> | Improving a high traffic intersection in a very heavily congested area       |                      |                     |
| <b>OPERATING BUDGET IMPACT:</b>  | Reduced reliance on operating funds to pay for intersection improvement      |                      |                     |
| <b>MANAGING DEPARTMENT:</b>      | ENGINEERING<br>0508 660 3000,<br>0540 695 2126 and                           | <b>PROJECT TYPE:</b> | ROAD IMPROVEMENTS   |
| <b>ACCOUNT CODE:</b>             | 0559 800 2160  | <b>PROJECT NO:</b>   | 20353, 50327, 82055 |

|                              | Prior Years       | FY20        | Total             |
|------------------------------|-------------------|-------------|-------------------|
| <b>FUNDING SOURCES</b>       |                   |             |                   |
| Fund Balance                 | \$ 340,244        |             | \$ 340,244        |
| Bond Proceeds                | \$ 56,164         |             | \$ 56,164         |
| Sales Tax (1999 SPLOST)      | \$ 478,693        |             | \$ 478,693        |
| Other                        |                   |             |                   |
| Balance Forward              |                   |             |                   |
| <b>TOTAL FUNDING SOURCES</b> | <b>\$ 875,101</b> | <b>\$ -</b> | <b>\$ 875,101</b> |
| <b>PROJECT COSTS</b>         |                   |             |                   |
| Professional Services        | \$ 51,250         |             | \$ 51,250         |
| Legal                        | \$ 13,696         |             | \$ 13,696         |
| Architect/Engineering        | \$ 197,463        |             | \$ 197,463        |
| Appraisal/Negotiations       | \$ 136,066        |             | \$ 136,066        |
| Construction                 |                   |             |                   |
| Land Acquisition             | \$ 475,850        |             | \$ 475,850        |
| Furnishings & Equipment      | \$ 776            |             | \$ 776            |
| <b>BUDGETED EXPENDITURES</b> | <b>\$ 875,101</b> | <b>\$ -</b> | <b>\$ 875,101</b> |
| <b>BALANCE</b>               | <b>\$ -</b>       | <b>\$ -</b> | <b>\$ -</b>       |

## ROAD RESURFACING/REHABILITATION

|                                  |   |                      |                  |
|----------------------------------|---|----------------------|------------------|
| <b>PROJECT NAME:</b>             | Resurfacing/Rehabilitation Program  |                      |                  |
| <b>PROJECT DESCRIPTION:</b>      | Funding set aside annually for road resurfacing and other routine road maintenance repairs, or other construction in Columbus                             |                      |                  |
| <b>BENEFIT TO THE COMMUNITY:</b> | Provides a safer and more efficient roadway system for drivers  |                      |                  |
| <b>OPERATING BUDGET IMPACT:</b>  | Funds are leveraged with State of Georgia Department of Transportation (DOT) funds. Programmatic funding and matching reduces pressure on operating funds |                      |                  |
| <b>MANAGING DEPARTMENT:</b>      | PUBLIC WORKS/<br>ENGINEERING  | <b>PROJECT TYPE:</b> | ROAD MAINTENANCE |
| <b>ACCOUNT CODE:</b>             | 0508 660 3000   | <b>PROJECT NO:</b>   | 21023            |

|                              | Prior Years          | FY20                | Total                |
|------------------------------|----------------------|---------------------|----------------------|
| <b>FUNDING SOURCES</b>       |                      |                     |                      |
| Fund Balance                 | \$ 18,049,544        | \$ 1,377,033        | \$ 19,426,577        |
| Bond Proceeds                |                      |                     |                      |
| Sales Tax                    |                      |                     |                      |
| Other                        |                      |                     |                      |
| Balance Forward              |                      | \$ 224,678          |                      |
| <b>TOTAL FUNDING SOURCES</b> | <b>\$ 18,049,544</b> | <b>\$ 1,601,711</b> | <b>\$ 19,426,577</b> |
| <b>PROJECT COSTS</b>         |                      |                     |                      |
| Professional Services        |                      |                     |                      |
| Legal                        |                      |                     |                      |
| Architect/Engineering        | \$ 24,211            |                     | \$ 24,211            |
| Appraisal/Negotiations       |                      |                     |                      |
| Construction                 | \$ 17,800,655        | \$ 1,601,711        | \$ 19,402,366        |
| Land Acquisition             |                      |                     |                      |
| Furnishings & Equipment      |                      |                     |                      |
| <b>BUDGETED EXPENDITURES</b> | <b>\$ 17,824,866</b> | <b>\$ 1,601,711</b> | <b>\$ 19,426,577</b> |
| <b>BALANCE</b>               | <b>\$ 224,678</b>    | <b>\$ -</b>         | <b>\$ -</b>          |

## ATMS/SIGNAL

|                                  |  |                      |              |
|----------------------------------|--|----------------------|--------------|
| <b>PROJECT NAME:</b>             | ATMS Signal  |                      |              |
| <b>PROJECT DESCRIPTION:</b>      | Field connection using primary fiber optic cable between Traffic Coordination Center (TCC) and traffic signals                         |                      |              |
| <b>BENEFIT TO THE COMMUNITY:</b> | Improved traffic flow through use of TCC system to alert commuters regarding traffic conditions, upcoming events or to reroute traffic |                      |              |
| <b>OPERATING BUDGET IMPACT:</b>  | No impact on operating budget  |                      |              |
| <b>MANAGING DEPARTMENT:</b>      | ENGINEERING  | <b>PROJECT TYPE:</b> | TRAFFIC FLOW |
| <b>ACCOUNT CODE:</b>             | 0508 660 3000  | <b>PROJECT NO:</b>   | 20760        |

|                              | Prior Years       | FY18          | Total             |
|------------------------------|-------------------|---------------|-------------------|
| <b>FUNDING SOURCES</b>       |                   |               |                   |
| Fund Balance                 | \$ 354,993        |               | \$ 354,993        |
| Bond Proceeds                |                   |               |                   |
| Sales Tax                    |                   |               |                   |
| Other                        |                   |               |                   |
| Balance Forward              |                   | \$ 755        |                   |
| <b>TOTAL FUNDING SOURCES</b> | <b>\$ 354,993</b> | <b>\$ 755</b> | <b>\$ 354,993</b> |
| <b>PROJECT COSTS</b>         |                   |               |                   |
| Professional Services        |                   |               |                   |
| Legal                        |                   |               |                   |
| Architect/Engineering        | \$ 354,238        | \$ 755        | \$ 354,993        |
| Appraisal/Negotiations       |                   |               |                   |
| Construction                 |                   |               |                   |
| Land Acquisition             |                   |               |                   |
| Furnishings & Equipment      |                   |               |                   |
| <b>BUDGETED EXPENDITURES</b> | <b>\$ 354,238</b> | <b>\$ 755</b> | <b>\$ 354,993</b> |
| <b>BALANCE</b>               | <b>\$ 755</b>     | <b>\$ -</b>   | <b>\$ -</b>       |

## FIBER OPTIC INTERCONNECT

|                                  |   |                      |              |
|----------------------------------|---|----------------------|--------------|
| <b>PROJECT NAME:</b>             | Fiber Optic Interconnect  |                      |              |
| <b>PROJECT DESCRIPTION:</b>      | Conversion of existing metallic traffic signals using interconnected fiber optics |                      |              |
| <b>BENEFIT TO THE COMMUNITY:</b> | Provides more efficient transportation network and complies with Ga DOT schedule  |                      |              |
| <b>OPERATING BUDGET IMPACT:</b>  | No impact on operating budget   |                      |              |
| <b>MANAGING DEPARTMENT:</b>      | ENGINEERING/ PUBLIC WORKS   | <b>PROJECT TYPE:</b> | TRAFFIC FLOW |
|                                  | 0508 660 3000   |                      | 21033 and    |
| <b>ACCOUNT CODE:</b>             | 0109 250 9901   | <b>PROJECT NO:</b>   | 92023        |

|                              | Prior Years       | FY20              | Total             |
|------------------------------|-------------------|-------------------|-------------------|
| <b>FUNDING SOURCES</b>       |                   |                   |                   |
| Fund Balance                 | \$ 200,000        |                   | \$ 200,000        |
| Bond Proceeds                |                   |                   |                   |
| Sales Tax (2009 LOST)        | \$ 200,000        | \$ 100,000        | \$ 300,000        |
| Other (ARRA)                 |                   |                   |                   |
| Balance Forward              |                   | \$ 219,146        |                   |
| <b>TOTAL FUNDING SOURCES</b> | <b>\$ 400,000</b> | <b>\$ 319,146</b> | <b>\$ 500,000</b> |
| <b>PROJECT COSTS</b>         |                   |                   |                   |
| Professional Services        |                   |                   |                   |
| Legal                        |                   |                   |                   |
| Architect/Engineering        | \$ 4,565          |                   | \$ 4,565          |
| Appraisal/Negotiations       |                   |                   |                   |
| Construction                 | \$ 171,289        | \$ 319,146        | \$ 490,435        |
| Land Acquisition             | \$ 5,000          |                   | \$ 5,000          |
| Furnishings & Equipment      |                   |                   |                   |
| <b>BUDGETED EXPENDITURES</b> | <b>\$ 180,854</b> | <b>\$ 319,146</b> | <b>\$ 500,000</b> |
| <b>BALANCE</b>               | <b>\$ 219,146</b> | <b>\$ -</b>       | <b>\$ -</b>       |

## LED SIGNAL HEADS

|                                  |  |                      |              |
|----------------------------------|--|----------------------|--------------|
| <b>PROJECT NAME:</b>             | LED Signal Heads   |                      |              |
| <b>PROJECT DESCRIPTION:</b>      | Replacement of existing traffic signal heads with new high visibility L.E.D. traffic signal heads        |                      |              |
| <b>BENEFIT TO THE COMMUNITY:</b> | Improves roadway safety and traffic flow, while use of L.E.D. technology improves efficiency by reducing |                      |              |
| <b>OPERATING BUDGET IMPACT:</b>  | Reduced operating costs due to efficiency of LED   |                      |              |
| <b>MANAGING DEPARTMENT:</b>      | ENGINEERING  | <b>PROJECT TYPE:</b> | TRAFFIC FLOW |
| <b>ACCOUNT CODE:</b>             | 0508 660 3000  | <b>PROJECT NO:</b>   | 20759        |

|                              | Prior Years       | FY20        | Total             |
|------------------------------|-------------------|-------------|-------------------|
| <b>FUNDING SOURCES</b>       |                   |             |                   |
| Fund Balance                 | \$ 162,707        |             | \$ 162,707        |
| Bond Proceeds                |                   |             |                   |
| Sales Tax                    |                   |             |                   |
| Other                        |                   |             |                   |
| Balance Forward              |                   |             |                   |
| <b>TOTAL FUNDING SOURCES</b> | <b>\$ 162,707</b> | <b>\$ -</b> | <b>\$ 162,707</b> |
| <b>PROJECT COSTS</b>         |                   |             |                   |
| Professional Services        | \$ 12,635         |             | \$ 12,635         |
| Legal                        |                   |             |                   |
| Architect/Engineering        |                   |             |                   |
| Appraisal/Negotiations       |                   |             |                   |
| Construction                 |                   |             |                   |
| Land Acquisition             |                   |             |                   |
| Furnishings & Equipment      | \$ 150,072        |             | \$ 150,072        |
| <b>BUDGETED EXPENDITURES</b> | <b>\$ 162,707</b> | <b>\$ -</b> | <b>\$ 162,707</b> |
| <b>BALANCE</b>               | <b>\$ -</b>       | <b>\$ -</b> | <b>\$ -</b>       |

## TRAFFIC CALMING

|                                  |   |                      |              |
|----------------------------------|---|----------------------|--------------|
| <b>PROJECT NAME:</b>             | Traffic Calming   |                      |              |
| <b>PROJECT DESCRIPTION:</b>      | Purchasing of traffic calming devices which allow City to monitor and react to problematic traffic conditions or events |                      |              |
| <b>BENEFIT TO THE COMMUNITY:</b> | Improve traffic network by reducing congestion as needed  |                      |              |
| <b>OPERATING BUDGET IMPACT:</b>  | No impact on operating budget   |                      |              |
| <b>MANAGING DEPARTMENT:</b>      | ENGINEERING   | <b>PROJECT TYPE:</b> | TRAFFIC FLOW |
| <b>ACCOUNT CODE:</b>             | 0508 660 3000   | <b>PROJECT NO:</b>   | 21037        |

|                              | Prior Years       | FY20             | Total             |
|------------------------------|-------------------|------------------|-------------------|
| <b>FUNDING SOURCES</b>       |                   |                  |                   |
| Fund Balance                 | \$ 111,863        |                  | \$ 111,863        |
| Bond Proceeds                |                   |                  |                   |
| Sales Tax                    |                   |                  |                   |
| Other                        |                   |                  |                   |
| Balance Forward              |                   | \$ 12,340        |                   |
| <b>TOTAL FUNDING SOURCES</b> | <b>\$ 111,863</b> | <b>\$ 12,340</b> | <b>\$ 111,863</b> |
| <b>PROJECT COSTS</b>         |                   |                  |                   |
| Professional Services        |                   |                  |                   |
| Legal                        |                   |                  |                   |
| Architect/Engineering        |                   |                  |                   |
| Appraisal/Negotiations       |                   |                  |                   |
| Construction                 | \$ 99,523         | \$ 12,340        | \$ 111,863        |
| Land Acquisition             |                   |                  |                   |
| Furnishings & Equipment      |                   |                  |                   |
| <b>BUDGETED EXPENDITURES</b> | <b>\$ 99,523</b>  | <b>\$ 12,340</b> | <b>\$ 111,863</b> |
| <b>BALANCE</b>               | <b>\$ 12,340</b>  | <b>\$ -</b>      | <b>\$ -</b>       |

## RAILS TO TRAILS MAINTENANCE

|                                  |   |                      |                           |
|----------------------------------|---|----------------------|---------------------------|
| <b>PROJECT NAME:</b>             | Rails to Trails Maintenance   |                      |                           |
| <b>PROJECT DESCRIPTION:</b>      | Maintenance, repair, reconstruction, and improvements as needed for the Rails to Trails walking/running/biking trails,                                    |                      |                           |
| <b>BENEFIT TO THE COMMUNITY:</b> | Maintain and improve extensive network of walking and biking trails which are used for recreation, sport and leisure by residents, visitors and citizens. |                      |                           |
| <b>OPERATING BUDGET IMPACT:</b>  | No impact on operating budget   |                      |                           |
| <b>MANAGING DEPARTMENT:</b>      | PUBLIC WORKS  | <b>PROJECT TYPE:</b> | WALKING/<br>BIKING TRAILS |
| <b>ACCOUNT CODE:</b>             | 0508 660 1000   | <b>PROJECT NO:</b>   | 22912                     |

|                              | Prior Years       | FY20              | Total             |
|------------------------------|-------------------|-------------------|-------------------|
| <b>FUNDING SOURCES</b>       |                   |                   |                   |
| Fund Balance                 | \$ 245,192        |                   | \$ 245,192        |
| Bond Proceeds                |                   |                   |                   |
| Sales Tax                    |                   |                   |                   |
| Other                        |                   |                   |                   |
| Balance Forward              |                   | \$ 215,547        |                   |
| <b>TOTAL FUNDING SOURCES</b> | <b>\$ 245,192</b> | <b>\$ 215,547</b> | <b>\$ 245,192</b> |
| <b>PROJECT COSTS</b>         |                   |                   |                   |
| Professional Services        |                   |                   |                   |
| Legal                        |                   |                   |                   |
| Architect/Engineering        |                   |                   |                   |
| Appraisal/Negotiations       |                   |                   |                   |
| Construction                 | \$ 29,645         | \$ 215,547        | \$ 245,192        |
| Land Acquisition             |                   |                   |                   |
| Furnishings & Equipment      |                   |                   |                   |
| <b>BUDGETED EXPENDITURES</b> | <b>\$ 29,645</b>  | <b>\$ 215,547</b> | <b>\$ 245,192</b> |
| <b>BALANCE</b>               | <b>\$ 215,547</b> | <b>\$ -</b>       | <b>\$ -</b>       |



## WALKING TRAILS/TROLLEY SYSTEM

|                                  |   |                      |                               |
|----------------------------------|---|----------------------|-------------------------------|
| <b>PROJECT NAME:</b>             | Walking Trails / Trolley System   |                      |                               |
| <b>PROJECT DESCRIPTION:</b>      | Implement walking and biking trail systems, including crossing lights, into the existing Columbus street system |                      |                               |
| <b>BENEFIT TO THE COMMUNITY:</b> | Enhanced amenity for residents, citizens and visitors to Columbus   |                      |                               |
| <b>OPERATING BUDGET IMPACT:</b>  | No impact on the operational budget   |                      |                               |
| <b>MANAGING DEPARTMENT:</b>      | ENGINEERING/<br>PUBLIC WORKS<br>0508 660 1000,<br>0508 660 3000 and   | <b>PROJECT TYPE:</b> | WALKING/<br>BIKING TRAILS     |
| <b>ACCOUNT CODE:</b>             | 0540 695 2126   | <b>PROJECT NO:</b>   | 21040, 21061,<br>22197, 53017 |

|                              | Prior Years          | FY20              | Total                |
|------------------------------|----------------------|-------------------|----------------------|
| <b>FUNDING SOURCES</b>       |                      |                   |                      |
| Fund Balance                 | \$ 100,000           |                   | \$ 100,000           |
| Bond Proceeds                |                      |                   |                      |
| Sales Tax (1999 SPLOST)      | \$ 11,494,344        |                   | \$ 11,494,344        |
| Other (ARRA)                 | \$ 2,181,719         |                   | \$ 2,181,719         |
| Balance Forward              |                      | \$ 463,271        |                      |
| <b>TOTAL FUNDING SOURCES</b> | <b>\$ 13,776,063</b> | <b>\$ 463,271</b> | <b>\$ 13,776,063</b> |
| <b>PROJECT COSTS</b>         |                      |                   |                      |
| Professional Services        | \$ 139,486           |                   | \$ 139,486           |
| Legal                        | \$ 6,670             |                   | \$ 6,670             |
| Architect/Engineering        | \$ 2,271,871         |                   | \$ 2,271,871         |
| Appraisal/Negotiations       | \$ 9,056             |                   | \$ 9,056             |
| Construction                 | \$ 10,848,739        | \$ 463,271        | \$ 11,312,010        |
| Land Acquisition             |                      |                   |                      |
| Furnishings & Equipment      | \$ 36,970            |                   | \$ 36,970            |
| <b>BUDGETED EXPENDITURES</b> | <b>\$ 13,312,792</b> | <b>\$ 463,271</b> | <b>\$ 13,776,063</b> |
| <b>BALANCE</b>               | <b>\$ 463,271</b>    | <b>\$ -</b>       | <b>\$ -</b>          |

## FY17 LMIG VICTORY DR/30TH AVE SIGNAL

|                                  |   |                      |              |
|----------------------------------|---|----------------------|--------------|
| <b>PROJECT NAME:</b>             | FY17 LMIG Victory Dr/30th Ave Signal  |                      |              |
| <b>PROJECT DESCRIPTION:</b>      | Improve traffic flow at Victory Dr and 30th Ave interection with a traffic signal |                      |              |
| <b>BENEFIT TO THE COMMUNITY:</b> | Improve traffic network by reducing congestion as needed                          |                      |              |
| <b>OPERATING BUDGET IMPACT:</b>  | No impact on the operational budget   |                      |              |
| <b>MANAGING DEPARTMENT:</b>      | ENGINEERING   | <b>PROJECT TYPE:</b> | TRAFFIC FLOW |
| <b>ACCOUNT CODE:</b>             | 0508 660 3000   | <b>PROJECT NO:</b>   | 24007        |

|                              | Prior Years       | FY20              | Total             |
|------------------------------|-------------------|-------------------|-------------------|
| <b>FUNDING SOURCES</b>       |                   |                   |                   |
| Fund Balance                 | \$ 150,000        |                   | \$ 150,000        |
| Bond Proceeds                |                   |                   |                   |
| Sales Tax (1999 SPLOST)      |                   |                   |                   |
| Other (ARRA)                 |                   |                   |                   |
| Balance Forward              |                   | \$ 126,206        |                   |
| <b>TOTAL FUNDING SOURCES</b> | <b>\$ 150,000</b> | <b>\$ 126,206</b> | <b>\$ 150,000</b> |
| <b>PROJECT COSTS</b>         |                   |                   |                   |
| Professional Services        |                   |                   |                   |
| Legal                        |                   |                   |                   |
| Architect/Engineering        | \$ 23,794         |                   | \$ 23,794         |
| Appraisal/Negotiations       |                   |                   |                   |
| Construction                 |                   | \$ 126,206        | \$ 126,206        |
| Land Acquisition             |                   |                   |                   |
| Furnishings & Equipment      |                   |                   |                   |
| <b>BUDGETED EXPENDITURES</b> | <b>\$ 23,794</b>  | <b>\$ 126,206</b> | <b>\$ 150,000</b> |
| <b>BALANCE</b>               | <b>\$ 126,206</b> | <b>\$ -</b>       | <b>\$ -</b>       |

## FY17 LMIG ADA AVE/WYNNTON RD SIGNAL

|                                  |  |                      |              |
|----------------------------------|--|----------------------|--------------|
| <b>PROJECT NAME:</b>             | FY17 LMIG Ada Ave/Wynnton Rd Signal                        |                      |              |
| <b>PROJECT DESCRIPTION:</b>      | Improve roads in the Wynnton Rd area with a traffic signal |                      |              |
| <b>BENEFIT TO THE COMMUNITY:</b> | Improve traffic network by reducing congestion as needed   |                      |              |
| <b>OPERATING BUDGET IMPACT:</b>  | No impact on the operational budget                        |                      |              |
| <b>MANAGING DEPARTMENT:</b>      | ENGINEERING  | <b>PROJECT TYPE:</b> | TRAFFIC FLOW |
| <b>ACCOUNT CODE:</b>             | 0508 660 3000  | <b>PROJECT NO:</b>   | 24008        |

|                              | Prior Years       | FY20              | Total             |
|------------------------------|-------------------|-------------------|-------------------|
| <b>FUNDING SOURCES</b>       |                   |                   |                   |
| Fund Balance                 | \$ 250,000        |                   | \$ 250,000        |
| Bond Proceeds                |                   |                   |                   |
| Sales Tax (1999 SPLOST)      |                   |                   |                   |
| Other (ARRA)                 |                   |                   |                   |
| Balance Forward              |                   | \$ 106,488        |                   |
| <b>TOTAL FUNDING SOURCES</b> | <b>\$ 250,000</b> | <b>\$ 106,488</b> | <b>\$ 250,000</b> |
| <b>PROJECT COSTS</b>         |                   |                   |                   |
| Professional Services        |                   |                   |                   |
| Legal                        |                   |                   |                   |
| Architect/Engineering        |                   |                   |                   |
| Appraisal/Negotiations       |                   |                   |                   |
| Construction                 | \$ 143,512        | \$ 106,488        | \$ 250,000        |
| Land Acquisition             |                   |                   |                   |
| Furnishings & Equipment      |                   |                   |                   |
| <b>BUDGETED EXPENDITURES</b> | <b>\$ 143,512</b> | <b>\$ 106,488</b> | <b>\$ 250,000</b> |
| <b>BALANCE</b>               | <b>\$ 106,488</b> | <b>\$ -</b>       | <b>\$ -</b>       |

## FORTSON RD/WILLIAMS RD ROUNDABOUT

|                                  |  |                      |                         |
|----------------------------------|--|----------------------|-------------------------|
| <b>PROJECT NAME:</b>             | FY17 LMIG Fortson Rd/Williams Rd Roundabout              |                      |                         |
| <b>PROJECT DESCRIPTION:</b>      | Improve roads at intersection with a roundabout          |                      |                         |
| <b>BENEFIT TO THE COMMUNITY:</b> | Improve traffic network by reducing congestion as needed |                      |                         |
| <b>OPERATING BUDGET IMPACT:</b>  | No impact on the operational budget                      |                      |                         |
| <b>MANAGING DEPARTMENT:</b>      | ENGINEERING  | <b>PROJECT TYPE:</b> | ROAD IMPROVEMENTS       |
| <b>ACCOUNT CODE:</b>             | 0508 660 3000  | <b>PROJECT NO:</b>   | 24009, 24024, and 24033 |

|                              | Prior Years         | FY20                | Total               |
|------------------------------|---------------------|---------------------|---------------------|
| <b>FUNDING SOURCES</b>       |                     |                     |                     |
| Fund Balance                 | \$ 1,716,969        |                     | \$ 1,716,969        |
| Bond Proceeds                |                     |                     |                     |
| Sales Tax (1999 SPLOST)      |                     |                     |                     |
| Other (ARRA)                 |                     |                     |                     |
| Balance Forward              |                     | \$ 1,575,468        |                     |
| <b>TOTAL FUNDING SOURCES</b> | <b>\$ 1,716,969</b> | <b>\$ 1,575,468</b> | <b>\$ 1,716,969</b> |
| <b>PROJECT COSTS</b>         |                     |                     |                     |
| Professional Services        |                     |                     |                     |
| Legal                        |                     |                     |                     |
| Architect/Engineering        | \$ 141,501          | \$ 123,499          | \$ 265,000          |
| Appraisal/Negotiations       |                     |                     |                     |
| Construction                 |                     | \$ 1,451,969        | \$ 1,451,969        |
| Land Acquisition             |                     |                     |                     |
| Furnishings & Equipment      |                     |                     |                     |
| <b>BUDGETED EXPENDITURES</b> | <b>\$ 141,501</b>   | <b>\$ 1,575,468</b> | <b>\$ 1,716,969</b> |
| <b>BALANCE</b>               | <b>\$ 1,575,468</b> | <b>\$ -</b>         | <b>\$ -</b>         |

## MOTT'S GREEN

|                                  |   |                      |                       |
|----------------------------------|---|----------------------|-----------------------|
| <b>PROJECT NAME:</b>             | Mott's Green  |                      |                       |
| <b>PROJECT DESCRIPTION:</b>      | Improve landscape and greenspace of Mott's Green property         |                      |                       |
| <b>BENEFIT TO THE COMMUNITY:</b> | Enhanced amenity for residents, citizens and visitors to Columbus |                      |                       |
| <b>OPERATING BUDGET IMPACT:</b>  | No impact on the operational budget                               |                      |                       |
| <b>MANAGING DEPARTMENT:</b>      | ENGINEERING   | <b>PROJECT TYPE:</b> | CORRIDOR IMPROVEMENTS |
| <b>ACCOUNT CODE:</b>             | 0508 660 3000   | <b>PROJECT NO:</b>   | 24012                 |

|                              | Prior Years       | FY20              | Total             |
|------------------------------|-------------------|-------------------|-------------------|
| <b>FUNDING SOURCES</b>       |                   |                   |                   |
| Fund Balance                 | \$ 814,175        |                   | \$ 814,175        |
| Bond Proceeds                |                   |                   |                   |
| Sales Tax (1999 SPLOST)      |                   |                   |                   |
| Other (ARRA)                 |                   |                   |                   |
| Balance Forward              |                   | \$ 655,177        |                   |
| <b>TOTAL FUNDING SOURCES</b> | <b>\$ 814,175</b> | <b>\$ 655,177</b> | <b>\$ 814,175</b> |
| <b>PROJECT COSTS</b>         |                   |                   |                   |
| Professional Services        | \$ 840            |                   | \$ 840            |
| Legal                        |                   |                   |                   |
| Architect/Engineering        | \$ 158,158        |                   | \$ 158,158        |
| Appraisal/Negotiations       |                   |                   |                   |
| Construction                 |                   | \$ 655,177        |                   |
| Land Acquisition             |                   |                   |                   |
| Furnishings & Equipment      |                   |                   |                   |
| <b>BUDGETED EXPENDITURES</b> | <b>\$ 158,998</b> | <b>\$ 655,177</b> | <b>\$ 158,998</b> |
| <b>BALANCE</b>               | <b>\$ 655,177</b> | <b>\$ -</b>       | <b>\$ 655,177</b> |

## 2ND AVENUE/18TH STREET GDOT GRANT

|                                  |   |                      |                       |
|----------------------------------|---|----------------------|-----------------------|
| <b>PROJECT NAME:</b>             | 2nd Avenue/18th Street GDOT Grant                                     |                      |                       |
| <b>PROJECT DESCRIPTION:</b>      | Enhance roadway system with improved landscaping within corridor      |                      |                       |
| <b>BENEFIT TO THE COMMUNITY:</b> | Enhanced streetscape for residents, citizens and visitors to Columbus |                      |                       |
| <b>OPERATING BUDGET IMPACT:</b>  | No impact on the operational budget                                   |                      |                       |
| <b>MANAGING DEPARTMENT:</b>      | ENGINEERING   | <b>PROJECT TYPE:</b> | CORRIDOR IMPROVEMENTS |
| <b>ACCOUNT CODE:</b>             | 0508 660 3000   | <b>PROJECT NO:</b>   | 24016                 |

|                              | Prior Years      | FY20        | Total            |
|------------------------------|------------------|-------------|------------------|
| <b>FUNDING SOURCES</b>       |                  |             |                  |
| Fund Balance                 | \$ 28,534        |             | \$ 28,534        |
| Bond Proceeds                |                  |             |                  |
| Sales Tax (1999 SPLOST)      |                  |             |                  |
| Other (ARRA)                 |                  |             |                  |
| Balance Forward              |                  |             |                  |
| <b>TOTAL FUNDING SOURCES</b> | <b>\$ 28,534</b> | <b>\$ -</b> | <b>\$ 28,534</b> |
| <b>PROJECT COSTS</b>         |                  |             |                  |
| Professional Services        | \$ 28,534        |             | \$ 28,534        |
| Legal                        |                  |             |                  |
| Architect/Engineering        |                  |             |                  |
| Appraisal/Negotiations       |                  |             |                  |
| Construction                 |                  |             |                  |
| Land Acquisition             |                  |             |                  |
| Furnishings & Equipment      |                  |             |                  |
| <b>BUDGETED EXPENDITURES</b> | <b>\$ 28,534</b> | <b>\$ -</b> | <b>\$ 28,534</b> |
| <b>BALANCE</b>               | <b>\$ -</b>      | <b>\$ -</b> | <b>\$ -</b>      |

## RIVERWALK CITY MILLS PARKING

|                                  |  |                      |         |
|----------------------------------|--|----------------------|---------|
| <b>PROJECT NAME:</b>             | Riverwalk City Mills Parking   |                      |         |
| <b>PROJECT DESCRIPTION:</b>      | Construct parking spaces which will be available to the public and will be operated and maintained by the City |                      |         |
| <b>BENEFIT TO THE COMMUNITY:</b> | Provides much needed public parking capacity for events, attractions, businesses and restaurants               |                      |         |
| <b>OPERATING BUDGET IMPACT:</b>  | No impact on the operational budget  |                      |         |
| <b>MANAGING DEPARTMENT:</b>      | Engineering  | <b>PROJECT TYPE:</b> | PARKING |
| <b>ACCOUNT CODE:</b>             | 0109 250 9901  | <b>PROJECT NO:</b>   | 92024   |

|                              | Prior Years       | FY20              | Total             |
|------------------------------|-------------------|-------------------|-------------------|
| <b>FUNDING SOURCES</b>       |                   |                   |                   |
| Fund Balance                 |                   |                   |                   |
| Bond Proceeds                |                   |                   |                   |
| Sales Tax (2009 LOST)        | \$ 283,000        |                   | \$ 283,000        |
| Other                        |                   |                   |                   |
| Balance Forward              |                   | \$ 250,000        |                   |
| <b>TOTAL FUNDING SOURCES</b> | <b>\$ 283,000</b> | <b>\$ 250,000</b> | <b>\$ 283,000</b> |
| <b>PROJECT COSTS</b>         |                   |                   |                   |
| Professional Services        |                   |                   |                   |
| Legal                        |                   |                   |                   |
| Architect/Engineering        |                   |                   |                   |
| Appraisal/Negotiations       |                   |                   |                   |
| Construction                 | \$ 33,000         | \$ 250,000        | \$ 283,000        |
| Land Acquisition             |                   |                   |                   |
| Furnishings & Equipment      |                   |                   |                   |
| <b>BUDGETED EXPENDITURES</b> | <b>\$ 33,000</b>  | <b>\$ 250,000</b> | <b>\$ 283,000</b> |
| <b>BALANCE</b>               | <b>\$ 250,000</b> | <b>\$ -</b>       | <b>\$ -</b>       |

## RIVERWALK WESTVILLE PARKING

|                                  |  |                      |         |
|----------------------------------|--|----------------------|---------|
| <b>PROJECT NAME:</b>             | Riverwalk Westville Parking  |                      |         |
| <b>PROJECT DESCRIPTION:</b>      | Construct parking spaces which will be available to the public and will be operated and maintained by the City |                      |         |
| <b>BENEFIT TO THE COMMUNITY:</b> | Provides much needed public parking capacity for events, attractions, businesses and restaurants               |                      |         |
| <b>OPERATING BUDGET IMPACT:</b>  | No impact on the operational budget  |                      |         |
| <b>MANAGING DEPARTMENT:</b>      | Engineering  | <b>PROJECT TYPE:</b> | PARKING |
| <b>ACCOUNT CODE:</b>             | 0109 250 9901  | <b>PROJECT NO:</b>   | 92025   |

|                              | Prior Years       | FY20        | Total             |
|------------------------------|-------------------|-------------|-------------------|
| <b>FUNDING SOURCES</b>       |                   |             |                   |
| Fund Balance                 |                   |             |                   |
| Bond Proceeds                |                   |             |                   |
| Sales Tax (2009 LOST)        | \$ 266,960        |             | \$ 266,960        |
| Other                        |                   |             |                   |
| Balance Forward              |                   |             |                   |
| <b>TOTAL FUNDING SOURCES</b> | <b>\$ 266,960</b> | <b>\$ -</b> | <b>\$ 266,960</b> |
| <b>PROJECT COSTS</b>         |                   |             |                   |
| Professional Services        |                   |             |                   |
| Legal                        |                   |             |                   |
| Architect/Engineering        |                   |             |                   |
| Appraisal/Negotiations       |                   |             |                   |
| Construction                 | \$ 266,960        |             | \$ 266,960        |
| Land Acquisition             |                   |             |                   |
| Furnishings & Equipment      |                   |             |                   |
| <b>BUDGETED EXPENDITURES</b> | <b>\$ 266,960</b> | <b>\$ -</b> | <b>\$ 266,960</b> |
| <b>BALANCE</b>               | <b>\$ -</b>       | <b>\$ -</b> | <b>\$ -</b>       |



## DEPARTMENT OF DRIVER SERVICES PARKING LOT

|                                  |   |                      |         |
|----------------------------------|---|----------------------|---------|
| <b>PROJECT NAME:</b>             | Department of Driver Services Parking Lot   |                      |         |
| <b>PROJECT DESCRIPTION:</b>      | Construct parking spaces which will be available to the public and will be operated and maintained by the State |                      |         |
| <b>BENEFIT TO THE COMMUNITY:</b> | Provides much needed public parking capacity for use at the Department of Driver Services                       |                      |         |
| <b>OPERATING BUDGET IMPACT:</b>  | No impact on the operational budget   |                      |         |
| <b>MANAGING DEPARTMENT:</b>      | Engineering   | <b>PROJECT TYPE:</b> | PARKING |
| <b>ACCOUNT CODE:</b>             | 0508 660 3000   | <b>PROJECT NO:</b>   | 24001   |

|                              | Prior Years       | FY20        | Total             |
|------------------------------|-------------------|-------------|-------------------|
| <b>FUNDING SOURCES</b>       |                   |             |                   |
| Fund Balance                 |                   |             |                   |
| Bond Proceeds                |                   |             |                   |
| Sales Tax                    |                   |             |                   |
| Other                        | \$ 100,000        |             | \$ 100,000        |
| Balance Forward              |                   |             |                   |
| <b>TOTAL FUNDING SOURCES</b> | <b>\$ 100,000</b> | <b>\$ -</b> | <b>\$ 100,000</b> |
| <b>PROJECT COSTS</b>         |                   |             |                   |
| Professional Services        |                   |             |                   |
| Legal                        |                   |             |                   |
| Architect/Engineering        |                   |             |                   |
| Appraisal/Negotiations       |                   |             |                   |
| Construction                 | \$ 100,000        |             | \$ 100,000        |
| Land Acquisition             |                   |             |                   |
| Furnishings & Equipment      |                   |             |                   |
| <b>BUDGETED EXPENDITURES</b> | <b>\$ 100,000</b> | <b>\$ -</b> | <b>\$ 100,000</b> |
| <b>BALANCE</b>               | <b>\$ -</b>       | <b>\$ -</b> | <b>\$ -</b>       |

## WILLIAMS ROAD PHASE I

|                                  |   |                      |                   |
|----------------------------------|---|----------------------|-------------------|
| <b>PROJECT DESCRIPTION:</b>      | Williams Road Phase I   |                      |                   |
|                                  | Updating corridor study to determine design concept that included construction of intersection improvements |                      |                   |
| <b>BENEFIT TO THE COMMUNITY:</b> | Improved traffic flow and safety at the intersection  |                      |                   |
| <b>OPERATING BUDGET IMPACT:</b>  | No impact on the operational budget   |                      |                   |
| <b>MANAGING DEPARTMENT:</b>      | ENGINEERING   | <b>PROJECT TYPE:</b> | ROAD IMPROVEMENTS |
| <b>ACCOUNT CODE:</b>             | 0109 250 9901   | <b>PROJECT NO:</b>   | 92011             |

|                              | Prior Years      | FY20            | Total            |
|------------------------------|------------------|-----------------|------------------|
| <b>FUNDING SOURCES</b>       |                  |                 |                  |
| Fund Balance                 | \$ 60,000        |                 | \$ 60,000        |
| Bond Proceeds                |                  |                 |                  |
| Sales Tax                    |                  |                 |                  |
| Other                        |                  |                 |                  |
| Balance Forward              |                  | \$ 6,109        |                  |
| <b>TOTAL FUNDING SOURCES</b> | <b>\$ 60,000</b> | <b>\$ 6,109</b> | <b>\$ 60,000</b> |
| <b>PROJECT COSTS</b>         |                  |                 |                  |
| Professional Services        |                  |                 |                  |
| Legal                        |                  |                 |                  |
| Architect/Engineering        | \$ 53,891        | \$ 6,109        | \$ 60,000        |
| Appraisal/Negotiations       |                  |                 |                  |
| Construction                 |                  |                 |                  |
| Land Acquisition             |                  |                 |                  |
| Furnishings & Equipment      |                  |                 |                  |
| <b>BUDGETED EXPENDITURES</b> | <b>\$ 53,891</b> | <b>\$ 6,109</b> | <b>\$ 60,000</b> |
| <b>BALANCE</b>               | <b>\$ 6,109</b>  | <b>\$ -</b>     | <b>\$ -</b>      |

## BULL CREEK GOLF COURSE PARKING LOT

|                                  |   |                      |         |
|----------------------------------|---|----------------------|---------|
| <b>PROJECT NAME:</b>             | Bull Creek Golf Course Parking Lot  |                      |         |
| <b>PROJECT DESCRIPTION:</b>      | Repair parking lot at Bull Creek Golf Course  |                      |         |
| <b>BENEFIT TO THE COMMUNITY:</b> | Improved safety for employees, citizens and visitors who work and use the Bull Creek building |                      |         |
| <b>OPERATING BUDGET IMPACT:</b>  | No impact on the operational budget   |                      |         |
| <b>MANAGING DEPARTMENT:</b>      | ENGINEERING   | <b>PROJECT TYPE:</b> | PARKING |
| <b>ACCOUNT CODE:</b>             | 0109 250 9901   | <b>PROJECT NO:</b>   | 92026   |

|                              | Prior Years      | FY20        | Total            |
|------------------------------|------------------|-------------|------------------|
| <b>FUNDING SOURCES</b>       |                  |             |                  |
| Fund Balance                 |                  |             |                  |
| Bond Proceeds                |                  |             |                  |
| Sales Tax                    | \$ 98,085        |             | \$ 98,085        |
| Other                        |                  |             |                  |
| Balance Forward              |                  |             |                  |
| <b>TOTAL FUNDING SOURCES</b> | <b>\$ 98,085</b> | <b>\$ -</b> | <b>\$ 98,085</b> |
| <b>PROJECT COSTS</b>         |                  |             |                  |
| Professional Services        |                  |             |                  |
| Legal                        |                  |             |                  |
| Architect/Engineering        |                  |             |                  |
| Appraisal/Negotiations       |                  |             |                  |
| Construction                 | \$ 98,085        |             | \$ 98,085        |
| Land Acquisition             |                  |             |                  |
| Furnishings & Equipment      |                  |             |                  |
| <b>BUDGETED EXPENDITURES</b> | <b>\$ 98,085</b> | <b>\$ -</b> | <b>\$ 98,085</b> |
| <b>BALANCE</b>               | <b>\$ -</b>      | <b>\$ -</b> | <b>\$ -</b>      |

## RIVER ROAD ROUNDABOUT

|                                  |  |                      |                   |
|----------------------------------|--|----------------------|-------------------|
| <b>PROJECT NAME:</b>             | River Road Roundabout  |                      |                   |
| <b>PROJECT DESCRIPTION:</b>      | Realign Bradley Park Drive and River Road with a new roundabout                                  |                      |                   |
| <b>BENEFIT TO THE COMMUNITY:</b> | Improved safety and navigability of busy intersection between Bradley Park Drive and River Road. |                      |                   |
| <b>OPERATING BUDGET IMPACT:</b>  | Reduced reliance on operating budget for road improvement  |                      |                   |
| <b>MANAGING DEPARTMENT:</b>      | ENGINEERING<br>0109 250 9901 and   | <b>PROJECT TYPE:</b> | ROAD IMPROVEMENTS |
| <b>ACCOUNT CODE:</b>             | 0508 660 3000  | <b>PROJECT NO:</b>   | 92027 and 24032   |

|                              | Prior Years         | FY20              | Total               |
|------------------------------|---------------------|-------------------|---------------------|
| <b>FUNDING SOURCES</b>       |                     |                   |                     |
| Fund Balance                 | \$ 724,603          |                   | \$ 724,603          |
| Bond Proceeds                |                     |                   |                     |
| Sales Tax (2009 LOST)        | \$ 1,310,155        |                   | \$ 1,310,155        |
| Other                        |                     |                   |                     |
| Balance Forward              |                     | \$ 698,142        |                     |
| <b>TOTAL FUNDING SOURCES</b> | <b>\$ 2,034,758</b> | <b>\$ 698,142</b> | <b>\$ 2,034,758</b> |
| <b>PROJECT COSTS</b>         |                     |                   |                     |
| Professional Services        |                     |                   |                     |
| Legal                        |                     |                   |                     |
| Architect/Engineering        |                     |                   |                     |
| Appraisal/Negotiations       |                     |                   |                     |
| Construction                 | \$ 1,336,616        | \$ 698,142        | \$ 2,034,758        |
| Land Acquisition             |                     |                   |                     |
| Furnishings & Equipment      |                     |                   |                     |
| <b>BUDGETED EXPENDITURES</b> | <b>\$ 1,336,616</b> | <b>\$ 698,142</b> | <b>\$ 2,034,758</b> |
| <b>BALANCE</b>               | <b>\$ 698,142</b>   | <b>\$ -</b>       | <b>\$ -</b>         |

## FY18 LMIG FORREST ROAD PHASE I

|                                  |  |                      |                   |
|----------------------------------|--|----------------------|-------------------|
| <b>PROJECT NAME:</b>             | FY18 Forrest Road Phase I                              |                      |                   |
| <b>PROJECT DESCRIPTION:</b>      | Repairs and reconstruction work on Forrest Road        |                      |                   |
| <b>BENEFIT TO THE COMMUNITY:</b> | Improved traffic flow and improvements on Forrest Road |                      |                   |
| <b>OPERATING BUDGET IMPACT:</b>  | No impact on the operational budget                    |                      |                   |
| <b>MANAGING DEPARTMENT:</b>      | VARIOUS  | <b>PROJECT TYPE:</b> | ROAD IMPROVEMENTS |
| <b>ACCOUNT CODE:</b>             | 0508 660 3000  | <b>PROJECT NO:</b>   | 24021             |

|                              | Prior Years       | FY20              | Total             |
|------------------------------|-------------------|-------------------|-------------------|
| <b>FUNDING SOURCES</b>       |                   |                   |                   |
| Fund Balance                 | \$ 800,000        |                   | \$ 800,000        |
| Bond Proceeds                |                   |                   |                   |
| Sales Tax                    |                   |                   |                   |
| Other                        |                   |                   |                   |
| Balance Forward              |                   | \$ 210,999        |                   |
| <b>TOTAL FUNDING SOURCES</b> | <b>\$ 800,000</b> | <b>\$ 210,999</b> | <b>\$ 800,000</b> |
| <b>PROJECT COSTS</b>         |                   |                   |                   |
| Professional Services        |                   |                   |                   |
| Legal                        |                   |                   |                   |
| Architect/Engineering        | \$ 11,596         |                   | \$ 11,596         |
| Appraisal/Negotiations       |                   |                   |                   |
| Construction                 | \$ 577,405        | \$ 210,999        | \$ 788,404        |
| Land Acquisition             |                   |                   |                   |
| Furnishings & Equipment      |                   |                   |                   |
| <b>BUDGETED EXPENDITURES</b> | <b>\$ 589,001</b> | <b>\$ 210,999</b> | <b>\$ 800,000</b> |
| <b>BALANCE</b>               | <b>\$ 210,999</b> | <b>\$ -</b>       | <b>\$ -</b>       |

## FY18 LMIG FT. BENNING RD/BRENNAN RD ROUNDABOUT

|                                  |  |                      |                   |
|----------------------------------|--|----------------------|-------------------|
| <b>PROJECT NAME:</b>             | FY18 LMIG Ft. Benning Rd. & Brennan Rd. Roundabout                                     |                      |                   |
| <b>PROJECT DESCRIPTION:</b>      | Design and construction of a roundabout  |                      |                   |
| <b>BENEFIT TO THE COMMUNITY:</b> | Improved traffic flow and improvements on and around Ft. Benning Road and Brennan Road |                      |                   |
| <b>OPERATING BUDGET IMPACT:</b>  | No impact on the operational budget  |                      |                   |
| <b>MANAGING DEPARTMENT:</b>      | VARIOUS  | <b>PROJECT TYPE:</b> | ROAD IMPROVEMENTS |
| <b>ACCOUNT CODE:</b>             | 0508 660 3000  | <b>PROJECT NO:</b>   | 24022 and 24029   |

|                              | Prior Years         | FY20                | Total               |
|------------------------------|---------------------|---------------------|---------------------|
| <b>FUNDING SOURCES</b>       |                     |                     |                     |
| Fund Balance                 | \$ 3,479,906        |                     | \$ 3,479,906        |
| Bond Proceeds                |                     |                     |                     |
| Sales Tax                    |                     |                     |                     |
| Other                        |                     |                     |                     |
| Balance Forward              |                     | \$ 3,441,115        |                     |
| <b>TOTAL FUNDING SOURCES</b> | <b>\$ 3,479,906</b> | <b>\$ 3,441,115</b> | <b>\$ 3,479,906</b> |
| <b>PROJECT COSTS</b>         |                     |                     |                     |
| Professional Services        |                     |                     |                     |
| Legal                        |                     |                     |                     |
| Architect/Engineering        |                     |                     |                     |
| Appraisal/Negotiations       |                     |                     |                     |
| Construction                 | \$ 38,791           | \$ 3,441,115        | \$ 3,479,906        |
| Land Acquisition             |                     |                     |                     |
| Furnishings & Equipment      |                     |                     |                     |
| <b>BUDGETED EXPENDITURES</b> | <b>\$ 38,791</b>    | <b>\$ 3,441,115</b> | <b>\$ 3,479,906</b> |
| <b>BALANCE</b>               | <b>\$ 3,441,115</b> | <b>\$ -</b>         | <b>\$ -</b>         |

## MORRIS ROAD BRIDGE REPAIR

|                                  |  |                      |                     |
|----------------------------------|--|----------------------|---------------------|
| <b>PROJECT NAME:</b>             | Morris Road Bridge Repair  |                      |                     |
| <b>PROJECT DESCRIPTION:</b>      | Repair of bridge on Morris Road in Columbus                          |                      |                     |
| <b>BENEFIT TO THE COMMUNITY:</b> | Improved accessibility and navigability as well as structural safety |                      |                     |
| <b>OPERATING BUDGET IMPACT:</b>  | No impact on the operational budget                                  |                      |                     |
| <b>MANAGING DEPARTMENT:</b>      | VARIOUS  | <b>PROJECT TYPE:</b> | BRIDGE IMPROVEMENTS |
| <b>ACCOUNT CODE:</b>             | 0508 660 3000  | <b>PROJECT NO:</b>   | 24023               |

|                              | Prior Years      | FY20        | Total            |
|------------------------------|------------------|-------------|------------------|
| <b>FUNDING SOURCES</b>       |                  |             |                  |
| Fund Balance                 | \$ 50,000        |             | \$ 50,000        |
| Bond Proceeds                |                  |             |                  |
| Sales Tax                    |                  |             |                  |
| Other                        |                  |             |                  |
| Balance Forward              |                  |             |                  |
| <b>TOTAL FUNDING SOURCES</b> | <b>\$ 50,000</b> | <b>\$ -</b> | <b>\$ 50,000</b> |
| <b>PROJECT COSTS</b>         |                  |             |                  |
| Professional Services        |                  |             |                  |
| Legal                        |                  |             |                  |
| Architect/Engineering        |                  |             |                  |
| Appraisal/Negotiations       |                  |             |                  |
| Construction                 | \$ 50,000        |             | \$ 50,000        |
| Land Acquisition             |                  |             |                  |
| Furnishings & Equipment      |                  |             |                  |
| <b>BUDGETED EXPENDITURES</b> | <b>\$ 50,000</b> | <b>\$ -</b> | <b>\$ 50,000</b> |
| <b>BALANCE</b>               | <b>\$ -</b>      | <b>\$ -</b> | <b>\$ -</b>      |

## MULTIMODAL GDOT GRANT - SPUR 22 IMPROVEMENTS

|                                  |  |                      |                       |
|----------------------------------|--|----------------------|-----------------------|
| <b>PROJECT NAME:</b>             | Multimodal GDOT Grant - Spur 22 Improvements             |                      |                       |
| <b>PROJECT DESCRIPTION:</b>      | Updating corridor study to determine design concept      |                      |                       |
| <b>BENEFIT TO THE COMMUNITY:</b> | Improve traffic network by reducing congestion as needed |                      |                       |
| <b>OPERATING BUDGET IMPACT:</b>  | No impact on the operational budget                      |                      |                       |
| <b>MANAGING DEPARTMENT:</b>      | VARIOUS  | <b>PROJECT TYPE:</b> | CORRIDOR IMPROVEMENTS |
| <b>ACCOUNT CODE:</b>             | 0508 660 3000  | <b>PROJECT NO:</b>   | 24025                 |

|                              | Prior Years       | FY20              | Total             |
|------------------------------|-------------------|-------------------|-------------------|
| <b>FUNDING SOURCES</b>       |                   |                   |                   |
| Fund Balance                 | \$ 100,000        |                   | \$ 100,000        |
| Bond Proceeds                |                   |                   |                   |
| Sales Tax                    |                   |                   |                   |
| Other                        |                   |                   |                   |
| Balance Forward              |                   | \$ 100,000        |                   |
| <b>TOTAL FUNDING SOURCES</b> | <b>\$ 100,000</b> | <b>\$ 100,000</b> | <b>\$ 100,000</b> |
| <b>PROJECT COSTS</b>         |                   |                   |                   |
| Professional Services        |                   |                   |                   |
| Legal                        |                   |                   |                   |
| Architect/Engineering        |                   | \$ 100,000        | \$ 100,000        |
| Appraisal/Negotiations       |                   |                   |                   |
| Construction                 |                   |                   |                   |
| Land Acquisition             |                   |                   |                   |
| Furnishings & Equipment      |                   |                   |                   |
| <b>BUDGETED EXPENDITURES</b> | <b>\$ -</b>       | <b>\$ 100,000</b> | <b>\$ 100,000</b> |
| <b>BALANCE</b>               | <b>\$ 100,000</b> | <b>\$ -</b>       | <b>\$ -</b>       |



## FY17 LMIG SAFETY ACTION PLAN - SCHOOL ZONES

|                                  |  |                      |              |
|----------------------------------|--|----------------------|--------------|
| <b>PROJECT NAME:</b>             | FY17 LMIG Safety Action Plan - School Zones                    |                      |              |
| <b>PROJECT DESCRIPTION:</b>      | This project will replace and upgrade School Zone Warning Sign |                      |              |
| <b>BENEFIT TO THE COMMUNITY:</b> | Improve traffic network by reducing congestion as needed       |                      |              |
| <b>OPERATING BUDGET IMPACT:</b>  | No impact on the operational budget                            |                      |              |
| <b>MANAGING DEPARTMENT:</b>      | VARIOUS  | <b>PROJECT TYPE:</b> | TRAFFIC FLOW |
| <b>ACCOUNT CODE:</b>             | 0508 660 3000  | <b>PROJECT NO:</b>   | 24026        |

|                              | Prior Years       | FY20        | Total             |
|------------------------------|-------------------|-------------|-------------------|
| <b>FUNDING SOURCES</b>       |                   |             |                   |
| Fund Balance                 | \$ 200,000        |             | \$ 200,000        |
| Bond Proceeds                |                   |             |                   |
| Sales Tax                    |                   |             |                   |
| Other                        |                   |             |                   |
| Balance Forward              |                   |             |                   |
| <b>TOTAL FUNDING SOURCES</b> | <b>\$ 200,000</b> | <b>\$ -</b> | <b>\$ 200,000</b> |
| <b>PROJECT COSTS</b>         |                   |             |                   |
| Professional Services        |                   |             |                   |
| Legal                        |                   |             |                   |
| Architect/Engineering        |                   |             |                   |
| Appraisal/Negotiations       |                   |             |                   |
| Construction                 | \$ 200,000        |             | \$ 200,000        |
| Land Acquisition             |                   |             |                   |
| Furnishings & Equipment      |                   |             |                   |
| <b>BUDGETED EXPENDITURES</b> | <b>\$ 200,000</b> | <b>\$ -</b> | <b>\$ 200,000</b> |
| <b>BALANCE</b>               | <b>\$ -</b>       | <b>\$ -</b> | <b>\$ -</b>       |

## RIVER WALK/BIBB MILL

|                                  |   |                      |                        |
|----------------------------------|---|----------------------|------------------------|
| <b>PROJECT NAME:</b>             | Riverwalk/Bibb Mill   |                      |                        |
| <b>PROJECT DESCRIPTION:</b>      | Project includes the connection of the Riverwalk at the North Highland Dam/Bibb Mill. Project includes 4 pedestrian bridges, observation deck, landscaping, irrigation, and storm drainage infrastructure |                      |                        |
| <b>BENEFIT TO THE COMMUNITY:</b> | Riverwalk users will be able to travel from the Lake Oliver Marina to Uptown without leaving the Riverwalk  |                      |                        |
| <b>OPERATING BUDGET IMPACT:</b>  | No impact on the operational budget   |                      |                        |
| <b>MANAGING DEPARTMENT:</b>      | VARIOUS   | <b>PROJECT TYPE:</b> | RIVERWALK IMPROVEMENTS |
| <b>ACCOUNT CODE:</b>             | 0508 660 3000   | <b>PROJECT NO:</b>   | 24027                  |

|                              | Prior Years         | FY20              | Total               |
|------------------------------|---------------------|-------------------|---------------------|
| <b>FUNDING SOURCES</b>       |                     |                   |                     |
| Fund Balance                 | \$ 1,722,502        |                   | \$ 1,722,502        |
| Bond Proceeds                |                     |                   |                     |
| Sales Tax                    |                     |                   |                     |
| Other                        |                     |                   |                     |
| Balance Forward              |                     | \$ 361,107        |                     |
| <b>TOTAL FUNDING SOURCES</b> | <b>\$ 1,722,502</b> | <b>\$ 361,107</b> | <b>\$ 1,722,502</b> |
| <b>PROJECT COSTS</b>         |                     |                   |                     |
| Professional Services        | \$ 3,868            |                   | \$ 3,868            |
| Legal                        | \$ 630              |                   | \$ 630              |
| Architect/Engineering        | \$ 51,091           |                   | \$ 51,091           |
| Appraisal/Negotiations       |                     |                   |                     |
| Construction                 | \$ 1,305,806        | \$ 361,107        | \$ 1,666,913        |
| Land Acquisition             |                     |                   |                     |
| Furnishings & Equipment      |                     |                   |                     |
| <b>BUDGETED EXPENDITURES</b> | <b>\$ 1,361,395</b> | <b>\$ 361,107</b> | <b>\$ 1,722,502</b> |
| <b>BALANCE</b>               | <b>\$ 361,107</b>   | <b>\$ -</b>       | <b>\$ -</b>         |

## RIVERWALK/CITY MILLS

|                                  |   |                      |                        |
|----------------------------------|---|----------------------|------------------------|
| <b>PROJECT NAME:</b>             | Riverwalk/City Mills  |                      |                        |
| <b>PROJECT DESCRIPTION:</b>      | Installation of 1000 LF of concrete multi-use path at historic City Mills which includes landscaping and irrigation                         |                      |                        |
| <b>BENEFIT TO THE COMMUNITY:</b> | Complete the final gap in the Riverwalk and will allow users to travel from Lake Oliver Marina to Ft. Benning without leaving the Riverwalk |                      |                        |
| <b>OPERATING BUDGET IMPACT:</b>  | No impact on the operational budget   |                      |                        |
| <b>MANAGING DEPARTMENT:</b>      | VARIOUS   | <b>PROJECT TYPE:</b> | RIVERWALK IMPROVEMENTS |
| <b>ACCOUNT CODE:</b>             | 0508 660 3000   | <b>PROJECT NO:</b>   | 24030                  |

|                              | Prior Years       | FY20        | Total             |
|------------------------------|-------------------|-------------|-------------------|
| <b>FUNDING SOURCES</b>       |                   |             |                   |
| Fund Balance                 | \$ 232,256        |             | \$ 232,256        |
| Bond Proceeds                |                   |             |                   |
| Sales Tax                    |                   |             |                   |
| Other                        |                   |             |                   |
| Balance Forward              |                   |             |                   |
| <b>TOTAL FUNDING SOURCES</b> | <b>\$ 232,256</b> | <b>\$ -</b> | <b>\$ 232,256</b> |
| <b>PROJECT COSTS</b>         |                   |             |                   |
| Professional Services        |                   |             |                   |
| Legal                        | \$ 8,418          |             | \$ 8,418          |
| Architect/Engineering        | \$ 17,677         |             | \$ 17,677         |
| Appraisal/Negotiations       |                   |             |                   |
| Construction                 | \$ 206,161        |             |                   |
| Land Acquisition             |                   |             |                   |
| Furnishings & Equipment      |                   |             |                   |
| <b>BUDGETED EXPENDITURES</b> | <b>\$ 232,256</b> | <b>\$ -</b> | <b>\$ 26,095</b>  |
| <b>BALANCE</b>               | <b>\$ -</b>       | <b>\$ -</b> | <b>\$ 206,161</b> |

## FY19 LMIG FT BENNING ROUNDABOUT & STREETSCAPES

|                                  |   |                      |                   |
|----------------------------------|---|----------------------|-------------------|
| <b>PROJECT NAME:</b>             | FY19 Ft. Benning Roundabout & Streetscapes  |                      |                   |
| <b>PROJECT DESCRIPTION:</b>      | The project provides for streetscapes along Ft. Benning Road from Cusseta Road to Shelby Street.  |                      |                   |
| <b>BENEFIT TO THE COMMUNITY:</b> | Provides better pedestrian access along the Ft. Benning Road corridor allowing the public to better access local businesses and schools |                      |                   |
| <b>OPERATING BUDGET IMPACT:</b>  | No impact on the operational budget   |                      |                   |
| <b>MANAGING DEPARTMENT:</b>      | VARIOUS   | <b>PROJECT TYPE:</b> | ROAD IMPROVEMENTS |
| <b>ACCOUNT CODE:</b>             | 0508 660 3000   | <b>PROJECT NO:</b>   | 24031             |

|                              | Prior Years         | FY20                | Total               |
|------------------------------|---------------------|---------------------|---------------------|
| <b>FUNDING SOURCES</b>       |                     |                     |                     |
| Fund Balance                 | \$ 2,073,216        |                     | \$ 2,073,216        |
| Bond Proceeds                |                     |                     |                     |
| Sales Tax                    |                     |                     |                     |
| Other                        |                     |                     |                     |
| Balance Forward              |                     | \$ 2,073,216        |                     |
| <b>TOTAL FUNDING SOURCES</b> | <b>\$ 2,073,216</b> | <b>\$ 2,073,216</b> | <b>\$ 2,073,216</b> |
| <b>PROJECT COSTS</b>         |                     |                     |                     |
| Professional Services        |                     |                     |                     |
| Legal                        |                     |                     |                     |
| Architect/Engineering        |                     |                     |                     |
| Appraisal/Negotiations       |                     |                     |                     |
| Construction                 |                     | \$ 2,073,216        | \$ 2,073,216        |
| Land Acquisition             |                     |                     |                     |
| Furnishings & Equipment      |                     |                     |                     |
| <b>BUDGETED EXPENDITURES</b> | <b>\$ -</b>         | <b>\$ 2,073,216</b> | <b>\$ 2,073,216</b> |
| <b>BALANCE</b>               | <b>\$ 2,073,216</b> | <b>\$ -</b>         | <b>\$ -</b>         |

## PAVEMENT MANAGEMENT

|                                  |  |                      |                   |
|----------------------------------|--|----------------------|-------------------|
| <b>PROJECT NAME:</b>             | Pavement Management  |                      |                   |
| <b>PROJECT DESCRIPTION:</b>      | The project provides for managing the paving system in Columbus.   |                      |                   |
| <b>BENEFIT TO THE COMMUNITY:</b> | Provides better access and traffic flow along roadways which will give citizens better access to local businesses and schools. |                      |                   |
| <b>OPERATING BUDGET IMPACT:</b>  | No impact on the operational budget  |                      |                   |
| <b>MANAGING DEPARTMENT:</b>      | VARIOUS  | <b>PROJECT TYPE:</b> | ROAD IMPROVEMENTS |
| <b>ACCOUNT CODE:</b>             | 0508 660 3000  | <b>PROJECT NO:</b>   | 21079             |

|                              | Prior Years       | FY20              | Total             |
|------------------------------|-------------------|-------------------|-------------------|
| <b>FUNDING SOURCES</b>       |                   |                   |                   |
| Fund Balance                 | \$ 319,144        | \$ 400,000        | \$ 719,144        |
| Bond Proceeds                |                   |                   |                   |
| Sales Tax                    |                   |                   |                   |
| Other                        |                   |                   |                   |
| Balance Forward              |                   |                   |                   |
| <b>TOTAL FUNDING SOURCES</b> | <b>\$ 319,144</b> | <b>\$ 400,000</b> | <b>\$ 719,144</b> |
| <b>PROJECT COSTS</b>         |                   |                   |                   |
| Professional Services        | \$ 319,144        | \$ 400,000        | \$ 719,144        |
| Legal                        |                   |                   |                   |
| Architect/Engineering        |                   |                   |                   |
| Appraisal/Negotiations       |                   |                   |                   |
| Construction                 |                   |                   |                   |
| Land Acquisition             |                   |                   |                   |
| Furnishings & Equipment      |                   |                   |                   |
| <b>BUDGETED EXPENDITURES</b> | <b>\$ 319,144</b> | <b>\$ 400,000</b> | <b>\$ 719,144</b> |
| <b>BALANCE</b>               | <b>\$ -</b>       | <b>\$ -</b>       | <b>\$ -</b>       |

## 6TH AVENUE TRAFFIC/STREET LIGHTING

|                                  |   |                      |              |
|----------------------------------|---|----------------------|--------------|
| <b>PROJECT NAME:</b>             | 6th Avenue Traffic/Street Lighting                                |                      |              |
| <b>PROJECT DESCRIPTION:</b>      | The project provides traffic light improvements along 6th Avenue. |                      |              |
| <b>BENEFIT TO THE COMMUNITY:</b> | Improves visibility and roadway safety along 6th Avenue           |                      |              |
| <b>OPERATING BUDGET IMPACT:</b>  | No impact on the operational budget                               |                      |              |
| <b>MANAGING DEPARTMENT:</b>      | VARIOUS   | <b>PROJECT TYPE:</b> | TRAFFIC FLOW |
| <b>ACCOUNT CODE:</b>             | 0508 660 3000   | <b>PROJECT NO:</b>   | 21085        |

|                              | Prior Years      | FY20        | Total            |
|------------------------------|------------------|-------------|------------------|
| <b>FUNDING SOURCES</b>       |                  |             |                  |
| Fund Balance                 | \$ 84,166        |             | \$ 84,166        |
| Bond Proceeds                |                  |             |                  |
| Sales Tax                    |                  |             |                  |
| Other                        |                  |             |                  |
| Balance Forward              |                  |             |                  |
| <b>TOTAL FUNDING SOURCES</b> | <b>\$ 84,166</b> | <b>\$ -</b> | <b>\$ 84,166</b> |
| <b>PROJECT COSTS</b>         |                  |             |                  |
| Professional Services        |                  |             |                  |
| Legal                        |                  |             |                  |
| Architect/Engineering        |                  |             |                  |
| Appraisal/Negotiations       |                  |             |                  |
| Construction                 | \$ 84,166        |             | \$ 84,166        |
| Land Acquisition             |                  |             |                  |
| Furnishings & Equipment      |                  |             |                  |
| <b>BUDGETED EXPENDITURES</b> | <b>\$ 84,166</b> | <b>\$ -</b> | <b>\$ 84,166</b> |
| <b>BALANCE</b>               | <b>\$ -</b>      | <b>\$ -</b> | <b>\$ -</b>      |

## FRONT AVENUE RECONNECTION

|                                  |  |                      |                   |
|----------------------------------|--|----------------------|-------------------|
| <b>PROJECT NAME:</b>             | Front Avenue Reconnection                            |                      |                   |
| <b>PROJECT DESCRIPTION:</b>      | The project provides a reconnection of Front Avenue. |                      |                   |
| <b>BENEFIT TO THE COMMUNITY:</b> | Improves the accessibility of Front Avenue.          |                      |                   |
| <b>OPERATING BUDGET IMPACT:</b>  | No impact on the operational budget                  |                      |                   |
| <b>MANAGING DEPARTMENT:</b>      | VARIOUS  | <b>PROJECT TYPE:</b> | ROAD IMPROVEMENTS |
| <b>ACCOUNT CODE:</b>             | 0508 660 3000  | <b>PROJECT NO:</b>   | 21091             |

|                              | Prior Years       | FY20             | Total             |
|------------------------------|-------------------|------------------|-------------------|
| <b>FUNDING SOURCES</b>       |                   |                  |                   |
| Fund Balance                 | \$ 189,696        |                  | \$ 189,696        |
| Bond Proceeds                |                   |                  |                   |
| Sales Tax                    |                   |                  |                   |
| Other                        |                   |                  |                   |
| Balance Forward              |                   | \$ 50,105        |                   |
| <b>TOTAL FUNDING SOURCES</b> | <b>\$ 189,696</b> | <b>\$ 50,105</b> | <b>\$ 189,696</b> |
| <b>PROJECT COSTS</b>         |                   |                  |                   |
| Professional Services        |                   |                  |                   |
| Legal                        |                   |                  |                   |
| Architect/Engineering        |                   |                  |                   |
| Appraisal/Negotiations       |                   |                  |                   |
| Construction                 | \$ 139,591        | \$ 50,105        | \$ 189,696        |
| Land Acquisition             |                   |                  |                   |
| Furnishings & Equipment      |                   |                  |                   |
| <b>BUDGETED EXPENDITURES</b> | <b>\$ 139,591</b> | <b>\$ 50,105</b> | <b>\$ 189,696</b> |
| <b>BALANCE</b>               | <b>\$ 50,105</b>  | <b>\$ -</b>      | <b>\$ -</b>       |

## INFANTRY RD AND TRAIL

|                                  |   |                      |                   |
|----------------------------------|---|----------------------|-------------------|
| <b>PROJECT NAME:</b>             | Infantry Rd and Trail   |                      |                   |
| <b>PROJECT DESCRIPTION:</b>      | The project provides enhances the roadway to the Infantry Museum and connects the Follow Me Trail to the Riverwalk. |                      |                   |
| <b>BENEFIT TO THE COMMUNITY:</b> | Improves accessibility to the Infantry Museum and the Riverwalk.  |                      |                   |
| <b>OPERATING BUDGET IMPACT:</b>  | No impact on the operational budget   |                      |                   |
| <b>MANAGING DEPARTMENT:</b>      | VARIOUS   | <b>PROJECT TYPE:</b> | ROAD IMPROVEMENTS |
| <b>ACCOUNT CODE:</b>             | 0508 660 3000   | <b>PROJECT NO:</b>   | 24010             |

|                              | Prior Years         | FY20                | Total               |
|------------------------------|---------------------|---------------------|---------------------|
| <b>FUNDING SOURCES</b>       |                     |                     |                     |
| Fund Balance                 | \$ 1,200,000        |                     | \$ 1,200,000        |
| Bond Proceeds                |                     |                     |                     |
| Sales Tax                    |                     |                     |                     |
| Other                        |                     |                     |                     |
| Balance Forward              |                     | \$ 1,138,576        |                     |
| <b>TOTAL FUNDING SOURCES</b> | <b>\$ 1,200,000</b> | <b>\$ 1,138,576</b> | <b>\$ 1,200,000</b> |
| <b>PROJECT COSTS</b>         |                     |                     |                     |
| Professional Services        |                     |                     |                     |
| Legal                        |                     |                     |                     |
| Architect/Engineering        | \$ 61,424           |                     | \$ 61,424           |
| Appraisal/Negotiations       |                     |                     |                     |
| Construction                 |                     | \$ 1,138,576        | \$ 1,138,576        |
| Land Acquisition             |                     |                     |                     |
| Furnishings & Equipment      |                     |                     |                     |
| <b>BUDGETED EXPENDITURES</b> | <b>\$ 61,424</b>    | <b>\$ 1,138,576</b> | <b>\$ 1,200,000</b> |
| <b>BALANCE</b>               | <b>\$ 1,138,576</b> | <b>\$ -</b>         | <b>\$ -</b>         |



## BROADWAY REHABILITATION

|                                  |   |                      |                   |
|----------------------------------|---|----------------------|-------------------|
| <b>PROJECT NAME:</b>             | Broadway Rehabilitation   |                      |                   |
| <b>PROJECT DESCRIPTION:</b>      | The project provides for enhancements of Broadway in Uptown.      |                      |                   |
| <b>BENEFIT TO THE COMMUNITY:</b> | Improves accessibility and enhances the beautification of Uptown. |                      |                   |
| <b>OPERATING BUDGET IMPACT:</b>  | No impact on the operational budget                               |                      |                   |
| <b>MANAGING DEPARTMENT:</b>      | VARIOUS   | <b>PROJECT TYPE:</b> | ROAD IMPROVEMENTS |
| <b>ACCOUNT CODE:</b>             | 0109 250 9901   | <b>PROJECT NO:</b>   | 92019             |

|                              | Prior Years       | FY20              | Total             |
|------------------------------|-------------------|-------------------|-------------------|
| <b>FUNDING SOURCES</b>       |                   |                   |                   |
| Fund Balance                 | \$ 500,000        |                   | \$ 500,000        |
| Bond Proceeds                |                   |                   |                   |
| Sales Tax                    |                   |                   |                   |
| Other                        |                   |                   |                   |
| Balance Forward              |                   | \$ 500,000        |                   |
| <b>TOTAL FUNDING SOURCES</b> | <b>\$ 500,000</b> | <b>\$ 500,000</b> | <b>\$ 500,000</b> |
| <b>PROJECT COSTS</b>         |                   |                   |                   |
| Professional Services        |                   | \$ 50,000         | \$ 50,000         |
| Legal                        |                   |                   |                   |
| Architect/Engineering        |                   |                   |                   |
| Appraisal/Negotiations       |                   |                   |                   |
| Construction                 |                   | \$ 450,000        | \$ 450,000        |
| Land Acquisition             |                   |                   |                   |
| Furnishings & Equipment      |                   |                   |                   |
| <b>BUDGETED EXPENDITURES</b> | <b>\$ -</b>       | <b>\$ 500,000</b> | <b>\$ 500,000</b> |
| <b>BALANCE</b>               | <b>\$ 500,000</b> | <b>\$ -</b>       | <b>\$ -</b>       |

## TRAFFIC SIGNALIZATION

|                                  |  |                      |              |
|----------------------------------|--|----------------------|--------------|
| <b>PROJECT NAME:</b>             | Traffic Signalization  |                      |              |
| <b>PROJECT DESCRIPTION:</b>      | The project provides for enhancements of traffic signals/lights. |                      |              |
| <b>BENEFIT TO THE COMMUNITY:</b> | Improves accessibility and flow of traffic within the City.      |                      |              |
| <b>OPERATING BUDGET IMPACT:</b>  | No impact on the operational budget                              |                      |              |
| <b>MANAGING DEPARTMENT:</b>      | ENGINEERING  | <b>PROJECT TYPE:</b> | TRAFFIC FLOW |
| <b>ACCOUNT CODE:</b>             | 0109 250 9901  | <b>PROJECT NO:</b>   | 92030        |

|                              | Prior Years       | FY20              | Total             |
|------------------------------|-------------------|-------------------|-------------------|
| <b>FUNDING SOURCES</b>       |                   |                   |                   |
| Fund Balance                 |                   |                   |                   |
| Bond Proceeds                |                   |                   |                   |
| Sales Tax                    | \$ 200,000        |                   | \$ 200,000        |
| Other                        |                   |                   |                   |
| Balance Forward              |                   | \$ 194,233        |                   |
| <b>TOTAL FUNDING SOURCES</b> | <b>\$ 200,000</b> | <b>\$ 194,233</b> | <b>\$ 200,000</b> |
| <b>PROJECT COSTS</b>         |                   |                   |                   |
| Professional Services        |                   |                   |                   |
| Legal                        |                   |                   |                   |
| Architect/Engineering        |                   |                   |                   |
| Appraisal/Negotiations       |                   |                   |                   |
| Construction                 |                   |                   |                   |
| Land Acquisition             |                   |                   |                   |
| Furnishings & Equipment      | \$ 5,767          | \$ 194,233        | \$ 200,000        |
| <b>BUDGETED EXPENDITURES</b> | <b>\$ 5,767</b>   | <b>\$ 194,233</b> | <b>\$ 200,000</b> |
| <b>BALANCE</b>               | <b>\$ 194,233</b> | <b>\$ -</b>       | <b>\$ -</b>       |

## WYNNTON ROAD WALL REPAIR

|                                  |  |                      |                       |
|----------------------------------|--|----------------------|-----------------------|
| <b>PROJECT NAME:</b>             | Wynnton Road Wall Repair   |                      |                       |
| <b>PROJECT DESCRIPTION:</b>      | The project provides for the repair of a retaining wall along the Wynnton Rd. corridor |                      |                       |
| <b>BENEFIT TO THE COMMUNITY:</b> | Improves public safety along the Wynnton Road corridor.                                |                      |                       |
| <b>OPERATING BUDGET IMPACT:</b>  | No impact on the operational budget  |                      |                       |
| <b>MANAGING DEPARTMENT:</b>      | ENGINEERING  | <b>PROJECT TYPE:</b> | CORRIDOR IMPROVEMENTS |
| <b>ACCOUNT CODE:</b>             | 0109 250 9901  | <b>PROJECT NO:</b>   | 92031                 |

|                              | Prior Years      | FY20             | Total            |
|------------------------------|------------------|------------------|------------------|
| <b>FUNDING SOURCES</b>       |                  |                  |                  |
| Fund Balance                 |                  |                  |                  |
| Bond Proceeds                |                  |                  |                  |
| Sales Tax                    | \$ 80,000        |                  | \$ 80,000        |
| Other                        |                  |                  |                  |
| Balance Forward              |                  | \$ 80,000        |                  |
| <b>TOTAL FUNDING SOURCES</b> | <b>\$ 80,000</b> | <b>\$ 80,000</b> | <b>\$ 80,000</b> |
| <b>PROJECT COSTS</b>         |                  |                  |                  |
| Professional Services        |                  |                  |                  |
| Legal                        |                  |                  |                  |
| Architect/Engineering        |                  |                  |                  |
| Appraisal/Negotiations       |                  |                  |                  |
| Construction                 |                  | \$ 80,000        | \$ 80,000        |
| Land Acquisition             |                  |                  |                  |
| Furnishings & Equipment      |                  |                  |                  |
| <b>BUDGETED EXPENDITURES</b> | <b>\$ -</b>      | <b>\$ 80,000</b> | <b>\$ 80,000</b> |
| <b>BALANCE</b>               | <b>\$ 80,000</b> | <b>\$ -</b>      | <b>\$ -</b>      |

## OLD DOUBLE CHURCHES ROAD

|                                  |   |                      |                   |
|----------------------------------|---|----------------------|-------------------|
| <b>PROJECT NAME:</b>             | Old Double Churches Road  |                      |                   |
| <b>PROJECT DESCRIPTION:</b>      | The project provides for improvements along Old Double Churches Rd. |                      |                   |
| <b>BENEFIT TO THE COMMUNITY:</b> | Improves accessibility and navigation of Old Double Churches Road.  |                      |                   |
| <b>OPERATING BUDGET IMPACT:</b>  | No impact on the operational budget                                 |                      |                   |
| <b>MANAGING DEPARTMENT:</b>      | ENGINEERING   | <b>PROJECT TYPE:</b> | ROAD IMPROVEMENTS |
| <b>ACCOUNT CODE:</b>             | 0109 250 9901   | <b>PROJECT NO:</b>   | 92032             |

|                              | Prior Years | FY20              | Total             |
|------------------------------|-------------|-------------------|-------------------|
| <b>FUNDING SOURCES</b>       |             |                   |                   |
| Fund Balance                 |             |                   |                   |
| Bond Proceeds                |             |                   |                   |
| Sales Tax                    |             | \$ 100,000        | \$ 100,000        |
| Other                        |             |                   |                   |
| Balance Forward              |             | \$ -              |                   |
| <b>TOTAL FUNDING SOURCES</b> | <b>\$ -</b> | <b>\$ 100,000</b> | <b>\$ 100,000</b> |
| <b>PROJECT COSTS</b>         |             |                   |                   |
| Professional Services        |             | \$ 50,000         | \$ 50,000         |
| Legal                        |             |                   |                   |
| Architect/Engineering        |             |                   |                   |
| Appraisal/Negotiations       |             |                   |                   |
| Construction                 |             | \$ 50,000         | \$ 50,000         |
| Land Acquisition             |             |                   |                   |
| Furnishings & Equipment      |             |                   |                   |
| <b>BUDGETED EXPENDITURES</b> | <b>\$ -</b> | <b>\$ 100,000</b> | <b>\$ 100,000</b> |
| <b>BALANCE</b>               | <b>\$ -</b> | <b>\$ -</b>       | <b>\$ -</b>       |

## TSPLOST FUNDED: TRANSPORTATION SUMMARY

### FIVE YEAR FORECAST TRANSPORTATION CAPITAL IMPROVEMENT PROJECTS T-SPLOST FUNDED PROJECTS

|                                   |  | Prior Years:          | Carryforward         | FY20                | FY21                | FY22                | FY23                | Total                |
|-----------------------------------|--|-----------------------|----------------------|---------------------|---------------------|---------------------|---------------------|----------------------|
| <b>FUNDING SOURCES</b>            |  |                       |                      |                     |                     |                     |                     |                      |
| Paving Fund                       |  |                       |                      |                     |                     |                     |                     | \$ -                 |
| Bond Proceeds                     |  |                       |                      |                     |                     |                     |                     | \$ -                 |
| Sales Tax (2009 LOST)             |  |                       |                      |                     |                     |                     |                     | \$ -                 |
| Sales Tax (1999 SPLOST)           |  |                       |                      |                     |                     |                     |                     | \$ -                 |
| Sales Tax (TSPLOST)               |  |                       | \$ 55,924,135        | \$ 3,444,534        | \$ 2,500,000        | \$ 2,500,000        | \$ 2,500,000        | \$ 66,868,669        |
| <b>TOTAL FUNDING</b>              |  |                       | <b>\$ 55,924,135</b> | <b>\$ 3,444,534</b> | <b>\$ 2,500,000</b> | <b>\$ 2,500,000</b> | <b>\$ 2,500,000</b> | <b>\$ 66,868,669</b> |
| <b>PROJECT COSTS</b>              |  |                       |                      |                     |                     |                     |                     |                      |
| Chattahoochee Riverwalk (TSPL)    |  | TSPLOST               | \$ 10,387,904        | \$ 224,176          | \$ -                | \$ -                | \$ -                | \$ 10,612,080        |
| So Lumpkin Rd Multiuse Facility   |  | TSPLOST               | \$ 3,495,075         | \$ 4,925            | \$ -                | \$ -                | \$ -                | \$ 3,500,000         |
| US Hwy 27/Custer Rd Interchange   |  | TSPLOST               | \$ 1,512,562         | \$ -                | \$ -                | \$ -                | \$ -                | \$ 1,512,562         |
| Buena Vista Road Improvements     |  | TSPLOST               | \$ 8,493,358         | \$ 4,125,000        | \$ 12,000,000       | \$ 12,000,000       | \$ 3,381,642        | \$ 40,000,000        |
| Intercity Express Bus Park n Ride |  | TSPLOST               | \$ 6,102,526         | \$ 4,600,000        | \$ 3,600,000        | \$ 4,600,000        | \$ 3,497,474        | \$ 22,400,000        |
| Boxwood Blvd Bridge               |  | TSPLOST-Discretionary | \$ 1,260,000         | \$ -                | \$ -                | \$ -                | \$ -                | \$ 1,260,000         |
| Victory Drive Improvements        |  | TSPLOST-Discretionary | \$ 409,048           | \$ -                | \$ -                | \$ -                | \$ -                | \$ 409,048           |
| Resurfacing                       |  | TSPLOST-Discretionary | \$ 3,689,065         | \$ 2,272,297        | \$ -                | \$ -                | \$ -                | \$ 5,961,362         |
| Psalmond Road Signal              |  | TSPLOST-Discretionary | \$ 25,593            | \$ 94,534           | \$ -                | \$ -                | \$ -                | \$ 120,127           |
| Linwood/6th Avenue Bridge         |  | TSPLOST-Discretionary | \$ 13,600            | \$ 486,400          | \$ -                | \$ -                | \$ -                | \$ 500,000           |
| Benning Drive Bridge              |  | TSPLOST-Discretionary | \$ 126,950           | \$ 1,273,050        | \$ -                | \$ -                | \$ -                | \$ 1,400,000         |
| Double Churches Park Parking      |  | TSPLOST-Discretionary | \$ 244,035           | \$ 10,428           | \$ -                | \$ -                | \$ -                | \$ 254,463           |
| Traffic Calming                   |  | TSPLOST-Discretionary | \$ 36,787            | \$ 88,213           | \$ 125,000          | \$ 125,000          | \$ 125,000          | \$ 500,000           |
| Reese Rd Bridge at Cooper Creek   |  | TSPLOST-Discretionary | \$ -                 | \$ 480,000          | \$ 400,000          | \$ 400,000          | \$ 400,000          | \$ 1,680,000         |
| Claradon Bridge                   |  | TSPLOST-Discretionary | \$ 67,125            | \$ 632,875          | \$ -                | \$ -                | \$ -                | \$ 700,000           |

|   |                       |                      |                      |                      |                      |                     |                      |
|---|-----------------------|----------------------|----------------------|----------------------|----------------------|---------------------|----------------------|
| MLK Trail   | TSPLOST-Discretionary | \$ 115,202           | \$ 34,798            | \$ -                 | \$ -                 | \$ -                | \$ 150,000           |
| Infantry Rd and Trail                                 | TSPLOST-Discretionary | \$ 81,828            | \$ 218,172           | \$ -                 | \$ -                 | \$ -                | \$ 300,000           |
| 10th Street Plaza M230 Match                          | TSPLOST-Discretionary | \$ -                 | \$ 260,000           | \$ -                 | \$ -                 | \$ -                | \$ 260,000           |
| Mott's Green M230 Match                               | TSPLOST-Discretionary | \$ 79,047            | \$ 120,953           | \$ -                 | \$ -                 | \$ -                | \$ 200,000           |
| Flat Rock/Beaver Run Traffic Software M230 Match      | TSPLOST-Discretionary | \$ -                 | \$ 25,000            | \$ -                 | \$ -                 | \$ -                | \$ 25,000            |
| Sidewalks/ADA   | TSPLOST-Discretionary | \$ 186,268           | \$ 55,000            | \$ 55,000            | \$ 55,000            | \$ 48,732           | \$ 400,000           |
| Guardrails  | TSPLOST-Discretionary | \$ -                 | \$ 400,000           | \$ -                 | \$ -                 | \$ -                | \$ 400,000           |
| Brown Ave/Cusseta Rd/Andrews Rd Roundabout Z230 Match | TSPLOST-Discretionary | \$ -                 | \$ 300,000           | \$ -                 | \$ -                 | \$ -                | \$ 300,000           |
| Cusseta Rd/23rd Ave/N Lumpkin Roundabout Z203 Match   | TSPLOST-Discretionary | \$ -                 | \$ 300,000           | \$ -                 | \$ -                 | \$ -                | \$ 300,000           |
| Levy Road Cul-de-Sac                                  | TSPLOST-Discretionary | \$ -                 | \$ 200,000           | \$ -                 | \$ -                 | \$ -                | \$ 200,000           |
| Morris Road Bridge                                    | TSPLOST-Discretionary | \$ -                 | \$ 650,000           | \$ 450,000           | \$ 400,000           | \$ -                | \$ 1,500,000         |
| Trail Extension (TBD)                                 | TSPLOST-Discretionary | \$ -                 | \$ 100,000           | \$ 375,000           | \$ 375,000           | \$ -                | \$ 850,000           |
| TSPLOST Discretionary Funds                           | TSPLOST-Discretionary | \$ -                 | \$ 2,800,000         | \$ -                 | \$ -                 | \$ -                | \$ 2,800,000         |
|   |                       |                      |                      |                      |                      |                     | \$ -                 |
| <b>TOTAL PROJECT COSTS</b>                            |                       | <b>\$ 36,325,973</b> | <b>\$ 19,755,821</b> | <b>\$ 17,005,000</b> | <b>\$ 17,955,000</b> | <b>\$ 7,452,848</b> | <b>\$ 98,494,642</b> |

*\*Please note this schedule presumes that TSPLOST projects will take up to 5 years to complete, although for the FY20 budget, most costs are included in FY20*

## TSPLOST: CHATTAHOOCHEE RIVERWALK

|                                  |  |                      |         |
|----------------------------------|--|----------------------|---------|
| <b>PROJECT NAME:</b>             | TSPLOST Riverwalk Projects   |                      |         |
| <b>PROJECT DESCRIPTION:</b>      | Enhance, repair, maintain and revitalize the Riverwalk development along the Columbus banks of the Chattahoochee River                 |                      |         |
| <b>BENEFIT TO THE COMMUNITY:</b> | Enhanced amenity for residents and visitors to Columbus who use the Riverwalk for walking, biking, recreation and educational purposes |                      |         |
| <b>OPERATING BUDGET IMPACT:</b>  | Reduced burden on operating budget for costs to repair and maintain Riverwalk  |                      |         |
| <b>MANAGING DEPARTMENT:</b>      | ENGINEERING/<br>PUBLIC WORKS   | <b>PROJECT TYPE:</b> | TSPLOST |
| <b>ACCOUNT CODE:</b>             | 0510 660 7000  | <b>PROJECT NO:</b>   | 60001   |

|                              | Prior Years          | FY20              | FY21        | FY22        | FY23        | Total                |
|------------------------------|----------------------|-------------------|-------------|-------------|-------------|----------------------|
| <b>FUNDING SOURCES</b>       |                      |                   |             |             |             |                      |
| Fund Balance                 |                      |                   |             |             |             |                      |
| Bond Proceeds                |                      |                   |             |             |             |                      |
| Sales Tax (TSPLOST)          | \$ 10,612,080        |                   |             |             |             | \$ 10,612,080        |
| Other                        |                      |                   |             |             |             |                      |
| Balance Forward              |                      | \$ 224,176        |             |             |             |                      |
| <b>TOTAL FUNDING SOURCES</b> | <b>\$ 10,612,080</b> | <b>\$ 224,176</b> | <b>\$ -</b> | <b>\$ -</b> | <b>\$ -</b> | <b>\$ 10,612,080</b> |
| <b>PROJECT COSTS</b>         |                      |                   |             |             |             |                      |
| Professional Services        | \$ 32,687            |                   |             |             |             | \$ 32,687            |
| Legal                        | \$ 24,948            |                   |             |             |             | \$ 24,948            |
| Architect/Engineering        | \$ 1,377,153         |                   |             |             |             | \$ 1,377,153         |
| Appraisal/Negotiations       | \$ 13,465            |                   |             |             |             | \$ 13,465            |
| Construction                 | \$ 8,326,660         | \$ 224,176        |             |             |             | \$ 8,550,836         |
| Land Acquisition             | \$ 612,991           |                   |             |             |             | \$ 612,991           |
| Furnishings & Equipment      |                      |                   |             |             |             |                      |
| <b>BUDGETED EXPENDITURES</b> | <b>\$ 10,387,904</b> | <b>\$ 224,176</b> | <b>\$ -</b> | <b>\$ -</b> | <b>\$ -</b> | <b>\$ 10,612,080</b> |
| <b>BALANCE</b>               | <b>\$ 224,176</b>    | <b>\$ -</b>       | <b>\$ -</b> | <b>\$ -</b> | <b>\$ -</b> | <b>\$ -</b>          |

## TSPLOST: SO LUMPKIN RD MULTIUSE FACILITY/TRAIL

|                                  |   |                      |         |
|----------------------------------|---|----------------------|---------|
| <b>PROJECT NAME:</b>             | S Lumpkin Multiuse Facility   |                      |         |
| <b>PROJECT DESCRIPTION:</b>      | Construct facility along former railway line as part of conversion project  |                      |         |
| <b>BENEFIT TO THE COMMUNITY:</b> | Converts unusable railway line to enhanced amenity for citizens, residents and visitors to Columbus who use the trail for walking, running and biking |                      |         |
| <b>OPERATING BUDGET IMPACT:</b>  | No impact on operational budget   |                      |         |
|                                  |   |                      |         |
| <b>MANAGING DEPARTMENT:</b>      | ENGINEERING   | <b>PROJECT TYPE:</b> | TSPLOST |
| <b>ACCOUNT CODE:</b>             | 0510 660 7000   | <b>PROJECT NO:</b>   | 60002   |

|                              | Prior Years         | FY20            | FY21        | FY22        | FY23        | Total               |
|------------------------------|---------------------|-----------------|-------------|-------------|-------------|---------------------|
| <b>FUNDING SOURCES</b>       |                     |                 |             |             |             |                     |
| Fund Balance                 |                     |                 |             |             |             |                     |
| Bond Proceeds                |                     |                 |             |             |             |                     |
| Sales Tax (TSPLOST)          | \$ 3,500,000        |                 |             |             |             | \$ 3,500,000        |
| Other                        |                     |                 |             |             |             |                     |
| Balance Forward              |                     | \$ 4,925        |             |             |             |                     |
| <b>TOTAL FUNDING SOURCES</b> | <b>\$ 3,500,000</b> | <b>\$ 4,925</b> | <b>\$ -</b> | <b>\$ -</b> | <b>\$ -</b> | <b>\$ 3,500,000</b> |
| <b>PROJECT COSTS</b>         |                     |                 |             |             |             |                     |
| Professional Services        | \$ 20,728           |                 |             |             |             | \$ 20,728           |
| Legal                        | \$ 2,934            |                 |             |             |             | \$ 2,934            |
| Architect/Engineering        | \$ 485,857          |                 |             |             |             | \$ 485,857          |
| Appraisal/Negotiations       | \$ -                |                 |             |             |             |                     |
| Construction                 | \$ 2,985,556        | \$ 4,925        |             |             |             | \$ 2,990,481        |
| Land Acquisition             | \$ -                |                 |             |             |             |                     |
| Furnishings & Equipment      |                     |                 |             |             |             |                     |
| <b>BUDGETED EXPENDITURES</b> | <b>\$ 3,495,075</b> | <b>\$ 4,925</b> | <b>\$ -</b> | <b>\$ -</b> | <b>\$ -</b> | <b>\$ 3,500,000</b> |
| <b>BALANCE</b>               | <b>\$ 4,925</b>     | <b>\$ -</b>     | <b>\$ -</b> | <b>\$ -</b> | <b>\$ -</b> | <b>\$ -</b>         |



### TSPLOST: US HWY 27/CUSTER RD INTERCHANGE

|                                  |   |                      |         |
|----------------------------------|---|----------------------|---------|
| <b>PROJECT NAME:</b>             | U S 27 Custer Rd Interchange  |                      |         |
| <b>PROJECT DESCRIPTION:</b>      | Reconstruction of roadway interchange at US Hwy 27 and Custer Road            |                      |         |
| <b>BENEFIT TO THE COMMUNITY:</b> | Improved navigability through interchange benefits all commuters in that area |                      |         |
| <b>OPERATING BUDGET IMPACT:</b>  | No impact on the operational budget   |                      |         |
| <b>MANAGING DEPARTMENT:</b>      | ENGINEERING   | <b>PROJECT TYPE:</b> | TSPLOST |
| <b>ACCOUNT CODE:</b>             | 0510 660 7000   | <b>PROJECT NO:</b>   | 60003   |

|                              | Prior Years         | FY20        | FY21        | FY22        | FY23        | Total               |
|------------------------------|---------------------|-------------|-------------|-------------|-------------|---------------------|
| <b>FUNDING SOURCES</b>       |                     |             |             |             |             |                     |
| Fund Balance                 |                     |             |             |             |             |                     |
| Bond Proceeds                |                     |             |             |             |             |                     |
| Sales Tax (TSPLOST)          | \$ 1,512,562        |             |             |             |             | \$ 1,512,562        |
| Other                        |                     |             |             |             |             |                     |
| Balance Forward              |                     |             |             |             |             |                     |
| <b>TOTAL FUNDING SOURCES</b> | <b>\$ 1,512,562</b> | <b>\$ -</b> | <b>\$ -</b> | <b>\$ -</b> | <b>\$ -</b> | <b>\$ 1,512,562</b> |
| <b>PROJECT COSTS</b>         |                     |             |             |             |             |                     |
| Professional Services        | \$ 4,000            |             |             |             |             | \$ 4,000            |
| Legal                        | \$ 250              |             |             |             |             | \$ 250              |
| Architect/Engineering        | \$ 1,508,312        |             |             |             |             | \$ 1,508,312        |
| Appraisal/Negotiations       |                     |             |             |             |             |                     |
| Construction                 |                     |             |             |             |             |                     |
| Land Acquisition             |                     |             |             |             |             |                     |
| Furnishings & Equipment      |                     |             |             |             |             |                     |
| <b>BUDGETED EXPENDITURES</b> | <b>\$ 1,512,562</b> | <b>\$ -</b> | <b>\$ -</b> | <b>\$ -</b> | <b>\$ -</b> | <b>\$ 1,512,562</b> |
| <b>BALANCE</b>               | <b>\$ -</b>         | <b>\$ -</b> | <b>\$ -</b> | <b>\$ -</b> | <b>\$ -</b> | <b>\$ -</b>         |

## TSPLOST: BUENA VISTA ROAD IMPROVEMENTS

|                                  |   |                      |         |
|----------------------------------|---|----------------------|---------|
| <b>PROJECT NAME:</b>             | Buena Vista Rd Improvements   |                      |         |
| <b>PROJECT DESCRIPTION:</b>      | Reconstruction of roadway at Buena Vista Rd.                                      |                      |         |
| <b>BENEFIT TO THE COMMUNITY:</b> | Improved navigability through Buena Vista Rd. benefits all commuters in that area |                      |         |
| <b>OPERATING BUDGET IMPACT:</b>  | No impact on the operational budget   |                      |         |
|                                  |   |                      |         |
| <b>MANAGING DEPARTMENT:</b>      | ENGINEERING   | <b>PROJECT TYPE:</b> | TSPLOST |
| <b>ACCOUNT CODE:</b>             | 0510 660 7000   | <b>PROJECT NO:</b>   | 60004   |

|                              | Prior Years          | FY20                 | FY21                 | FY22                 | FY23                | Total                |
|------------------------------|----------------------|----------------------|----------------------|----------------------|---------------------|----------------------|
| <b>FUNDING SOURCES</b>       |                      |                      |                      |                      |                     |                      |
| Fund Balance                 |                      |                      |                      |                      |                     |                      |
| Bond Proceeds                |                      |                      |                      |                      |                     |                      |
| Sales Tax (TSPLOST)          | \$ 40,000,000        |                      |                      |                      |                     | \$ 40,000,000        |
| Other                        |                      |                      |                      |                      |                     |                      |
| Balance Forward              |                      | \$ 31,506,642        | \$ 27,381,642        | \$ 15,381,642        | \$ 3,381,642        |                      |
| <b>TOTAL FUNDING SOURCES</b> | <b>\$ 40,000,000</b> | <b>\$ 31,506,642</b> | <b>\$ 27,381,642</b> | <b>\$ 15,381,642</b> | <b>\$ 3,381,642</b> | <b>\$ 40,000,000</b> |
| <b>PROJECT COSTS</b>         |                      |                      |                      |                      |                     |                      |
| Professional Services        | \$ 100,053           | \$ 50,000            |                      |                      |                     | \$ 150,053           |
| Legal                        | \$ 78,638            | \$ 50,000            |                      |                      |                     | \$ 128,638           |
| Architect/Engineering        | \$ 3,821,437         | \$ 2,000,000         |                      |                      |                     | \$ 5,821,437         |
| Appraisal/Negotiations       | \$ 66,263            | \$ 25,000            |                      |                      |                     | \$ 91,263            |
| Construction                 |                      |                      | \$ 12,000,000        | \$ 12,000,000        | \$ 3,381,642        | \$ 27,381,642        |
| Land Acquisition             | \$ 4,426,967         | \$ 2,000,000         |                      |                      |                     | \$ 6,426,967         |
| Furnishings & Equipment      |                      |                      |                      |                      |                     |                      |
| <b>BUDGETED EXPENDITURES</b> | <b>\$ 8,493,358</b>  | <b>\$ 4,125,000</b>  | <b>\$ 12,000,000</b> | <b>\$ 12,000,000</b> | <b>\$ 3,381,642</b> | <b>\$ 40,000,000</b> |
| <b>BALANCE</b>               | <b>\$ 31,506,642</b> | <b>\$ 27,381,642</b> | <b>\$ 15,381,642</b> | <b>\$ 3,381,642</b>  | <b>\$ -</b>         | <b>\$ -</b>          |

### TSPLOST: INTER-CITY EXPRESS BUS PARK AND RIDE

|                                  |   |                      |              |
|----------------------------------|---|----------------------|--------------|
| <b>PROJECT NAME:</b>             | Intercity Bus Park N Ride/ Bus Route Study  |                      |              |
| <b>PROJECT DESCRIPTION:</b>      | Construction of three (3) Express Bus Park-n-Ride locations                       |                      |              |
| <b>BENEFIT TO THE COMMUNITY:</b> | Improved accessibility for commuters within, to and from Columbus/Muscogee County |                      |              |
| <b>OPERATING BUDGET IMPACT:</b>  | No impact on operational budget   |                      |              |
| <b>MANAGING DEPARTMENT:</b>      | METRA   | <b>PROJECT TYPE:</b> | TSPLOST      |
| <b>ACCOUNT CODE:</b>             | 0751 610 2500   | <b>PROJECT NO:</b>   | 68000, 68001 |

|                              | Prior Years          | FY20                 | FY21                 | FY22                | FY23                | Total                |
|------------------------------|----------------------|----------------------|----------------------|---------------------|---------------------|----------------------|
| <b>FUNDING SOURCES</b>       |                      |                      |                      |                     |                     |                      |
| Fund Balance                 |                      |                      |                      |                     |                     |                      |
| Bond Proceeds                |                      |                      |                      |                     |                     |                      |
| Sales Tax (TSPLOST)          | \$ 22,400,000        |                      |                      |                     |                     | \$ 22,400,000        |
| Other                        |                      |                      |                      |                     |                     |                      |
| Balance Forward              |                      | \$ 16,297,474        | \$ 11,697,474        | \$ 8,097,474        | \$ 3,497,474        |                      |
| <b>TOTAL FUNDING SOURCES</b> | <b>\$ 22,400,000</b> | <b>\$ 16,297,474</b> | <b>\$ 11,697,474</b> | <b>\$ 8,097,474</b> | <b>\$ 3,497,474</b> | <b>\$ 22,400,000</b> |
| <b>PROJECT COSTS</b>         |                      |                      |                      |                     |                     |                      |
| Professional Services        | \$ 343,140           | \$ 100,000           | \$ 100,000           | \$ 100,000          | \$ 100,000          | \$ 743,140           |
| Legal                        |                      |                      |                      |                     |                     |                      |
| Architect/Engineering        |                      |                      |                      |                     |                     |                      |
| Operating                    | \$ 5,759,386         | \$ 4,500,000         | \$ 3,500,000         | \$ 4,500,000        | \$ 3,397,474        | \$ 21,656,860        |
| Construction                 |                      |                      |                      |                     |                     |                      |
| Land Acquisition             |                      |                      |                      |                     |                     |                      |
| Furnishings & Equipment      |                      |                      |                      |                     |                     |                      |
| <b>BUDGETED EXPENDITURES</b> | <b>\$ 6,102,526</b>  | <b>\$ 4,600,000</b>  | <b>\$ 3,600,000</b>  | <b>\$ 4,600,000</b> | <b>\$ 3,497,474</b> | <b>\$ 22,400,000</b> |
| <b>BALANCE</b>               | <b>\$ 16,297,474</b> | <b>\$ 11,697,474</b> | <b>\$ 8,097,474</b>  | <b>\$ 3,497,474</b> | <b>\$ -</b>         | <b>\$ -</b>          |

### TSPLOST: BOXWOOD BLVD BRIDGE REPLACEMENT

|                                  |  |                      |                       |
|----------------------------------|--|----------------------|-----------------------|
| <b>PROJECT NAME:</b>             | Boxwood Boulevard Bridge Replacement                                   |                      |                       |
| <b>PROJECT DESCRIPTION:</b>      | Repair/replacement of bridge on Boxwood Blvd in Columbus               |                      |                       |
| <b>BENEFIT TO THE COMMUNITY:</b> | Improved accessibility and navigability as well as structural safety   |                      |                       |
| <b>OPERATING BUDGET IMPACT:</b>  | Reduced burden on operational funds for bridge repair and construction |                      |                       |
| <b>MANAGING DEPARTMENT:</b>      | ENGINEERING  | <b>PROJECT TYPE:</b> | TSPLOST-DISCRETIONARY |
| <b>ACCOUNT CODE:</b>             | 0510 660 7000  | <b>PROJECT NO:</b>   | 65001                 |

|                                   | Prior Years         | FY20        | FY21        | FY22        | FY23        | Total               |
|-----------------------------------|---------------------|-------------|-------------|-------------|-------------|---------------------|
| <b>FUNDING SOURCES</b>            |                     |             |             |             |             |                     |
| Fund Balance                      |                     |             |             |             |             |                     |
| Bond Proceeds                     |                     |             |             |             |             |                     |
| Sales Tax (TSPLOST-DISCRETIONARY) | \$ 1,260,000        |             |             |             |             | \$ 1,260,000        |
| Other                             |                     |             |             |             |             |                     |
| Balance Forward                   |                     |             |             |             |             |                     |
| <b>TOTAL FUNDING SOURCES</b>      | <b>\$ 1,260,000</b> | <b>\$ -</b> | <b>\$ -</b> | <b>\$ -</b> | <b>\$ -</b> | <b>\$ 1,260,000</b> |
| <b>PROJECT COSTS</b>              |                     |             |             |             |             |                     |
| Professional Services             |                     |             |             |             |             |                     |
| Legal                             |                     |             |             |             |             |                     |
| Architect/Engineering             | \$ 165,901          |             |             |             |             | \$ 165,901          |
| Appraisal/Negotiations            |                     |             |             |             |             |                     |
| Construction                      | \$ 1,094,099        |             |             |             |             | \$ 1,094,099        |
| Land Acquisition                  |                     |             |             |             |             |                     |
| Furnishings & Equipment           |                     |             |             |             |             |                     |
| <b>BUDGETED EXPENDITURES</b>      | <b>\$ 1,260,000</b> | <b>\$ -</b> | <b>\$ -</b> | <b>\$ -</b> | <b>\$ -</b> | <b>\$ 1,260,000</b> |
| <b>BALANCE</b>                    | <b>\$ -</b>         | <b>\$ -</b> | <b>\$ -</b> | <b>\$ -</b> | <b>\$ -</b> | <b>\$ -</b>         |

## TSPLOST: VICTORY DRIVE IMPROVEMENTS

|                                  |  |                      |                       |
|----------------------------------|--|----------------------|-----------------------|
| <b>PROJECT NAME:</b>             | Victory Drive Improvements   |                      |                       |
| <b>PROJECT DESCRIPTION:</b>      | Reconstruction of roadway at Victory Drive.                                      |                      |                       |
| <b>BENEFIT TO THE COMMUNITY:</b> | Improved navigability through Victory Drive. benefits all commuters in that area |                      |                       |
| <b>OPERATING BUDGET IMPACT:</b>  | No impact on the operational budget  |                      |                       |
| <b>MANAGING DEPARTMENT:</b>      | ENGINEERING  | <b>PROJECT TYPE:</b> | TSPLOST-DISCRETIONARY |
| <b>ACCOUNT CODE:</b>             | 0510 660 7000  | <b>PROJECT NO:</b>   | 65002                 |

|                                   | Prior Years       | FY20        | FY21        | FY22        | FY23        | Total             |
|-----------------------------------|-------------------|-------------|-------------|-------------|-------------|-------------------|
| <b>FUNDING SOURCES</b>            |                   |             |             |             |             |                   |
| Fund Balance                      |                   |             |             |             |             |                   |
| Bond Proceeds                     |                   |             |             |             |             |                   |
| Sales Tax (TSPLOST DISCRETIONARY) | \$ 409,048        |             |             |             |             | \$ 409,048        |
| Other                             |                   |             |             |             |             |                   |
| Balance Forward                   |                   |             |             |             |             |                   |
| <b>TOTAL FUNDING SOURCES</b>      | <b>\$ 409,048</b> | <b>\$ -</b> | <b>\$ -</b> | <b>\$ -</b> | <b>\$ -</b> | <b>\$ 409,048</b> |
| <b>PROJECT COSTS</b>              |                   |             |             |             |             |                   |
| Professional Services             |                   |             |             |             |             |                   |
| Legal                             |                   |             |             |             |             |                   |
| Architect/Engineering             | \$ 1,079          |             |             |             |             | \$ 1,079          |
| Appraisal/Negotiations            |                   |             |             |             |             |                   |
| Construction                      | \$ 407,969        |             |             |             |             | \$ 407,969        |
| Land Acquisition                  |                   |             |             |             |             |                   |
| Furnishings & Equipment           |                   |             |             |             |             |                   |
| <b>BUDGETED EXPENDITURES</b>      | <b>\$ 409,048</b> | <b>\$ -</b> | <b>\$ -</b> | <b>\$ -</b> | <b>\$ -</b> | <b>\$ 409,048</b> |
| <b>BALANCE</b>                    | <b>\$ -</b>       | <b>\$ -</b> | <b>\$ -</b> | <b>\$ -</b> | <b>\$ -</b> | <b>\$ -</b>       |

## TSPLOST: RESURFACING

|                                  |   |                      |         |
|----------------------------------|---|----------------------|---------|
| <b>PROJECT NAME:</b>             | Resurfacing   |                      |         |
| <b>PROJECT DESCRIPTION:</b>      | Funding set aside annually for road resurfacing and other routine road maintenance repairs, or other construction in Columbus/Muscogee County |                      |         |
| <b>BENEFIT TO THE COMMUNITY:</b> | Provides a safer and more efficient roadway system for citizens, commuters, property owners and residents                                     |                      |         |
| <b>OPERATING BUDGET IMPACT:</b>  | Programmatic funding reduces pressure on operating funds  |                      |         |
| <b>MANAGING DEPARTMENT:</b>      | PUBLIC WORKS/<br>ENGINEERING  | <b>PROJECT TYPE:</b> | TSPLOST |
| <b>ACCOUNT CODE:</b>             | 0510 660 7000   | <b>PROJECT NO:</b>   | 65003   |

|                              | Prior Years         | FY20                | FY21        | FY22        | FY23        | Total               |
|------------------------------|---------------------|---------------------|-------------|-------------|-------------|---------------------|
| <b>FUNDING SOURCES</b>       |                     |                     |             |             |             |                     |
| Fund Balance                 |                     |                     |             |             |             |                     |
| Bond Proceeds                |                     |                     |             |             |             |                     |
| Sales Tax (TSPLOST)          | \$ 5,461,362        | \$ 500,000          |             |             |             | \$ 5,961,362        |
| Other                        |                     |                     |             |             |             |                     |
| Balance Forward              |                     | \$ 1,772,297        |             |             |             |                     |
| <b>TOTAL FUNDING SOURCES</b> | <b>\$ 5,461,362</b> | <b>\$ 2,272,297</b> | <b>\$ -</b> | <b>\$ -</b> | <b>\$ -</b> | <b>\$ 5,961,362</b> |
| <b>PROJECT COSTS</b>         |                     |                     |             |             |             |                     |
| Professional Services        |                     |                     |             |             |             |                     |
| Legal                        |                     |                     |             |             |             |                     |
| Architect/Engineering        |                     |                     |             |             |             |                     |
| Appraisal/Negotiations       |                     |                     |             |             |             |                     |
| Construction                 | \$ 3,689,065        | \$ 2,272,297        |             |             |             | \$ 5,961,362        |
| Land Acquisition             |                     |                     |             |             |             |                     |
| Furnishings & Equipment      |                     |                     |             |             |             |                     |
| <b>BUDGETED EXPENDITURES</b> | <b>\$ 3,689,065</b> | <b>\$ 2,272,297</b> | <b>\$ -</b> | <b>\$ -</b> | <b>\$ -</b> | <b>\$ 5,961,362</b> |
| <b>BALANCE</b>               | <b>\$ 1,772,297</b> | <b>\$ -</b>         | <b>\$ -</b> | <b>\$ -</b> | <b>\$ -</b> | <b>\$ -</b>         |

## TSPLOST: PSALMOND ROAD SIGNAL

|                                  |   |                      |                       |
|----------------------------------|---|----------------------|-----------------------|
| <b>PROJECT NAME:</b>             | TSPLOST Psalmond Road Signal  |                      |                       |
| <b>PROJECT DESCRIPTION:</b>      | Signal improvements at Psalmond Road  |                      |                       |
| <b>BENEFIT TO THE COMMUNITY:</b> | Transportation improvements improve navigability and accessibility for all residents, citizens, property owners, and visitors to Columbus |                      |                       |
| <b>OPERATING BUDGET IMPACT:</b>  | Reduced burden on operational budget for investment in transportation projects  |                      |                       |
| <b>MANAGING DEPARTMENT:</b>      | ENGINEERING   | <b>PROJECT TYPE:</b> | TSPLOST-DISCRETIONARY |
| <b>ACCOUNT CODE:</b>             | 0510 660 7000   | <b>PROJECT NO:</b>   | 65004                 |

|                                   | Prior Years      | FY20             | FY21        | FY22        | FY23        | Total             |
|-----------------------------------|------------------|------------------|-------------|-------------|-------------|-------------------|
| <b>FUNDING SOURCES</b>            |                  |                  |             |             |             |                   |
| Fund Balance                      |                  |                  |             |             |             |                   |
| Bond Proceeds                     |                  |                  |             |             |             |                   |
| Sales Tax (TSPLOST DISCRETIONARY) | \$ 25,593        | \$ 94,534        |             |             |             | \$ 120,127        |
| Other                             |                  |                  |             |             |             |                   |
| Balance Forward                   |                  |                  |             |             |             |                   |
| <b>TOTAL FUNDING SOURCES</b>      | <b>\$ 25,593</b> | <b>\$ 94,534</b> | <b>\$ -</b> | <b>\$ -</b> | <b>\$ -</b> | <b>\$ 120,127</b> |
| <b>PROJECT COSTS</b>              |                  |                  |             |             |             |                   |
| Professional Services             | \$ 343           |                  |             |             |             | \$ 343            |
| Legal                             |                  |                  |             |             |             |                   |
| Architect/Engineering             | \$ 25,250        | \$ 94,534        |             |             |             | \$ 119,784        |
| Appraisal/Negotiations            |                  |                  |             |             |             |                   |
| Construction                      |                  |                  |             |             |             |                   |
| Land Acquisition                  |                  |                  |             |             |             |                   |
| Furnishings & Equipment           |                  |                  |             |             |             |                   |
| <b>BUDGETED EXPENDITURES</b>      | <b>\$ 25,593</b> | <b>\$ 94,534</b> | <b>\$ -</b> | <b>\$ -</b> | <b>\$ -</b> | <b>\$ 120,127</b> |
| <b>BALANCE</b>                    | <b>\$ -</b>      | <b>\$ -</b>      | <b>\$ -</b> | <b>\$ -</b> | <b>\$ -</b> | <b>\$ -</b>       |

## TSPLOST: LINWOOD/6TH AVENUE BRIDGE

|                                  |   |                      |                       |
|----------------------------------|---|----------------------|-----------------------|
| <b>PROJECT NAME:</b>             | TSPLOST Linwood/6th Avenue Bridge   |                      |                       |
| <b>PROJECT DESCRIPTION:</b>      | Infrastructure improvements to the bridge on Linwood & 6th Avenue   |                      |                       |
| <b>BENEFIT TO THE COMMUNITY:</b> | Transportation improvements improve navigability and accessibility for all residents, citizens, property owners, and visitors to Columbus |                      |                       |
| <b>OPERATING BUDGET IMPACT:</b>  | Reduced burden on operational budget for investment in transportation projects  |                      |                       |
| <b>MANAGING DEPARTMENT:</b>      | ENGINEERING   | <b>PROJECT TYPE:</b> | TSPLOST-DISCRETIONARY |
| <b>ACCOUNT CODE:</b>             | 0510 660 7000   | <b>PROJECT NO:</b>   | 65005                 |

|                                   | Prior Years       | FY20              | FY21        | FY22        | FY23        | Total             |
|-----------------------------------|-------------------|-------------------|-------------|-------------|-------------|-------------------|
| <b>FUNDING SOURCES</b>            |                   |                   |             |             |             |                   |
| Fund Balance                      |                   |                   |             |             |             |                   |
| Bond Proceeds                     |                   |                   |             |             |             |                   |
| Sales Tax (TSPLOST DISCRETIONARY) | \$ 500,000        |                   |             |             |             | \$ 500,000        |
| Other                             |                   |                   |             |             |             |                   |
| Balance Forward                   |                   | \$ 486,400        |             |             |             |                   |
| <b>TOTAL FUNDING SOURCES</b>      | <b>\$ 500,000</b> | <b>\$ 486,400</b> | <b>\$ -</b> | <b>\$ -</b> | <b>\$ -</b> | <b>\$ 500,000</b> |
| <b>PROJECT COSTS</b>              |                   |                   |             |             |             |                   |
| Professional Services             |                   |                   |             |             |             |                   |
| Legal                             |                   |                   |             |             |             |                   |
| Architect/Engineering             | \$ 13,600         | \$ 51,400         |             |             |             | \$ 65,000         |
| Appraisal/Negotiations            |                   |                   |             |             |             |                   |
| Construction                      |                   | \$ 435,000        |             |             |             | \$ 435,000        |
| Land Acquisition                  |                   |                   |             |             |             |                   |
| Furnishings & Equipment           |                   |                   |             |             |             |                   |
| <b>BUDGETED EXPENDITURES</b>      | <b>\$ 13,600</b>  | <b>\$ 486,400</b> | <b>\$ -</b> | <b>\$ -</b> | <b>\$ -</b> | <b>\$ 500,000</b> |
| <b>BALANCE</b>                    | <b>\$ 486,400</b> | <b>\$ -</b>       | <b>\$ -</b> | <b>\$ -</b> | <b>\$ -</b> | <b>\$ -</b>       |



## TSPLOST: BENNING DRIVE BRIDGE

|                                  |   |                      |                       |
|----------------------------------|---|----------------------|-----------------------|
| <b>PROJECT NAME:</b>             | TSPLOST Benning Drive Bridge  |                      |                       |
| <b>PROJECT DESCRIPTION:</b>      | Infrastructure improvements to the pedestrian bridge on Benning Drive.  |                      |                       |
| <b>BENEFIT TO THE COMMUNITY:</b> | Transportation improvements improve navigability and accessibility for all residents, citizens, property owners, and visitors to Columbus |                      |                       |
| <b>OPERATING BUDGET IMPACT:</b>  | Reduced burden on operational budget for investment in transportation projects  |                      |                       |
| <b>MANAGING DEPARTMENT:</b>      | ENGINEERING   | <b>PROJECT TYPE:</b> | TSPLOST-DISCRETIONARY |
| <b>ACCOUNT CODE:</b>             | 0510 660 7000   | <b>PROJECT NO:</b>   | 65006                 |

|                                   | Prior Years         | FY20                | FY21        | FY22        | FY23        | Total               |
|-----------------------------------|---------------------|---------------------|-------------|-------------|-------------|---------------------|
| <b>FUNDING SOURCES</b>            |                     |                     |             |             |             |                     |
| Fund Balance                      |                     |                     |             |             |             |                     |
| Bond Proceeds                     |                     |                     |             |             |             |                     |
| Sales Tax (TSPLOST DISCRETIONARY) | \$ 1,400,000        |                     |             |             |             | \$ 1,400,000        |
| Other                             |                     |                     |             |             |             |                     |
| Balance Forward                   |                     | \$ 1,273,050        |             |             |             |                     |
| <b>TOTAL FUNDING SOURCES</b>      | <b>\$ 1,400,000</b> | <b>\$ 1,273,050</b> | <b>\$ -</b> | <b>\$ -</b> | <b>\$ -</b> | <b>\$ 1,400,000</b> |
| <b>PROJECT COSTS</b>              |                     |                     |             |             |             |                     |
| Professional Services             | \$ 1,950            |                     |             |             |             | \$ 1,950            |
| Legal                             |                     |                     |             |             |             |                     |
| Architect/Engineering             | \$ 55,400           | \$ 110,000          |             |             |             | \$ 165,400          |
| Appraisal/Negotiations            | \$ 535              |                     |             |             |             | \$ 535              |
| Construction                      |                     |                     |             |             |             |                     |
| Land Acquisition                  | \$ 69,065           | \$ 1,163,050        |             |             |             | \$ 1,232,115        |
| Furnishings & Equipment           |                     |                     |             |             |             |                     |
| <b>BUDGETED EXPENDITURES</b>      | <b>\$ 126,950</b>   | <b>\$ 1,273,050</b> | <b>\$ -</b> | <b>\$ -</b> | <b>\$ -</b> | <b>\$ 1,400,000</b> |
| <b>BALANCE</b>                    | <b>\$ 1,273,050</b> | <b>\$ -</b>         | <b>\$ -</b> | <b>\$ -</b> | <b>\$ -</b> | <b>\$ -</b>         |

## TSPLOST: DOUBLE CHURCHES PARK PARKING

|                                  |   |                      |                       |
|----------------------------------|---|----------------------|-----------------------|
| <b>PROJECT NAME:</b>             | TSPLOST Double Churches Park Parking  |                      |                       |
| <b>PROJECT DESCRIPTION:</b>      | Enhancements to the parking lot at Double Churches Park   |                      |                       |
| <b>BENEFIT TO THE COMMUNITY:</b> | Transportation improvements improve navigability and accessibility for all residents, citizens, property owners, and visitors to Columbus |                      |                       |
| <b>OPERATING BUDGET IMPACT:</b>  | Reduced burden on operational budget for investment in transportation projects  |                      |                       |
| <b>MANAGING DEPARTMENT:</b>      | ENGINEERING   | <b>PROJECT TYPE:</b> | TSPLOST-DISCRETIONARY |
| <b>ACCOUNT CODE:</b>             | 0510 660 7000   | <b>PROJECT NO:</b>   | 65007                 |

|                                   | Prior Years       | FY20             | FY21        | FY22        | FY23        | Total             |
|-----------------------------------|-------------------|------------------|-------------|-------------|-------------|-------------------|
| <b>FUNDING SOURCES</b>            |                   |                  |             |             |             |                   |
| Fund Balance                      |                   |                  |             |             |             |                   |
| Bond Proceeds                     |                   |                  |             |             |             |                   |
| Sales Tax (TSPLOST DISCRETIONARY) | \$ 254,463        |                  |             |             |             | \$ 254,463        |
| Other                             |                   |                  |             |             |             |                   |
| Balance Forward                   |                   | \$ 10,428        |             |             |             |                   |
| <b>TOTAL FUNDING SOURCES</b>      | <b>\$ 254,463</b> | <b>\$ 10,428</b> | <b>\$ -</b> | <b>\$ -</b> | <b>\$ -</b> | <b>\$ 254,463</b> |
| <b>PROJECT COSTS</b>              |                   |                  |             |             |             |                   |
| Professional Services             |                   |                  |             |             |             |                   |
| Legal                             |                   |                  |             |             |             |                   |
| Architect/Engineering             | \$ 42,247         |                  |             |             |             | \$ 42,247         |
| Appraisal/Negotiations            |                   |                  |             |             |             |                   |
| Construction                      | \$ 201,788        | \$ 10,428        |             |             |             | \$ 212,216        |
| Land Acquisition                  |                   |                  |             |             |             |                   |
| Furnishings & Equipment           |                   |                  |             |             |             |                   |
| <b>BUDGETED EXPENDITURES</b>      | <b>\$ 244,035</b> | <b>\$ 10,428</b> | <b>\$ -</b> | <b>\$ -</b> | <b>\$ -</b> | <b>\$ 254,463</b> |
| <b>BALANCE</b>                    | <b>\$ 10,428</b>  | <b>\$ -</b>      | <b>\$ -</b> | <b>\$ -</b> | <b>\$ -</b> | <b>\$ -</b>       |

## TSPLOST: TRAFFIC CALMING

|                                  |   |                      |                       |
|----------------------------------|---|----------------------|-----------------------|
| <b>PROJECT NAME:</b>             | TSPLOST Traffic Calming   |                      |                       |
| <b>PROJECT DESCRIPTION:</b>      | Conduct traffic studies and purchase traffic calming devices which will allow the City to monitor traffic conditions.                     |                      |                       |
| <b>BENEFIT TO THE COMMUNITY:</b> | Transportation improvements improve navigability and accessibility for all residents, citizens, property owners, and visitors to Columbus |                      |                       |
| <b>OPERATING BUDGET IMPACT:</b>  | Reduced burden on operational budget for investment in transportation projects  |                      |                       |
| <b>MANAGING DEPARTMENT:</b>      | ENGINEERING   | <b>PROJECT TYPE:</b> | TSPLOST-DISCRETIONARY |
| <b>ACCOUNT CODE:</b>             | 0510 660 7000   | <b>PROJECT NO:</b>   | 65008                 |

|                                   | Prior Years       | FY20              | FY21              | FY22              | FY23              | Total             |
|-----------------------------------|-------------------|-------------------|-------------------|-------------------|-------------------|-------------------|
| <b>FUNDING SOURCES</b>            |                   |                   |                   |                   |                   |                   |
| Fund Balance                      |                   |                   |                   |                   |                   |                   |
| Bond Proceeds                     |                   |                   |                   |                   |                   |                   |
| Sales Tax (TSPLOST DISCRETIONARY) | \$ 400,000        | \$ 100,000        |                   |                   |                   | \$ 500,000        |
| Other                             |                   |                   |                   |                   |                   |                   |
| Balance Forward                   |                   | \$ 363,213        | \$ 375,000        | \$ 250,000        | \$ 125,000        |                   |
| <b>TOTAL FUNDING SOURCES</b>      | <b>\$ 400,000</b> | <b>\$ 463,213</b> | <b>\$ 375,000</b> | <b>\$ 250,000</b> | <b>\$ 125,000</b> | <b>\$ 500,000</b> |
| <b>PROJECT COSTS</b>              |                   |                   |                   |                   |                   |                   |
| Professional Services             |                   | \$ 50,000         |                   |                   |                   | \$ 50,000         |
| Legal                             |                   |                   |                   |                   |                   |                   |
| Architect/Engineering             |                   |                   |                   |                   |                   |                   |
| Appraisal/Negotiations            |                   |                   |                   |                   |                   |                   |
| Construction                      | \$ 36,787         | \$ 38,213         | \$ 125,000        | \$ 125,000        | \$ 125,000        | \$ 450,000        |
| Land Acquisition                  |                   |                   |                   |                   |                   |                   |
| Furnishings & Equipment           |                   |                   |                   |                   |                   |                   |
| <b>BUDGETED EXPENDITURES</b>      | <b>\$ 36,787</b>  | <b>\$ 88,213</b>  | <b>\$ 125,000</b> | <b>\$ 125,000</b> | <b>\$ 125,000</b> | <b>\$ 500,000</b> |
| <b>BALANCE</b>                    | <b>\$ 363,213</b> | <b>\$ 375,000</b> | <b>\$ 250,000</b> | <b>\$ 125,000</b> | <b>\$ -</b>       | <b>\$ -</b>       |

### TSPLOST: REESE RD BRIDGE AT COOPER CREEK

|                                  |   |                      |                       |
|----------------------------------|---|----------------------|-----------------------|
| <b>PROJECT NAME:</b>             | TSPLOST Reese Rd Bridge at Cooper Creek   |                      |                       |
| <b>PROJECT DESCRIPTION:</b>      | Infrastructure improvements to the bridge on Reese Road near Cooper Creek Park.   |                      |                       |
| <b>BENEFIT TO THE COMMUNITY:</b> | Transportation improvements improve navigability and accessibility for all residents, citizens, property owners, and visitors to Columbus |                      |                       |
| <b>OPERATING BUDGET IMPACT:</b>  | Reduced burden on operational budget for investment in transportation projects  |                      |                       |
| <b>MANAGING DEPARTMENT:</b>      | ENGINEERING   | <b>PROJECT TYPE:</b> | TSPLOST-DISCRETIONARY |
| <b>ACCOUNT CODE:</b>             | 0510 660 7000   | <b>PROJECT NO:</b>   | 65009                 |

|                                   | Prior Years         | FY20                | FY21                | FY22              | FY23              | Total               |
|-----------------------------------|---------------------|---------------------|---------------------|-------------------|-------------------|---------------------|
| <b>FUNDING SOURCES</b>            |                     |                     |                     |                   |                   |                     |
| Fund Balance                      |                     |                     |                     |                   |                   |                     |
| Bond Proceeds                     |                     |                     |                     |                   |                   |                     |
| Sales Tax (TSPLOST DISCRETIONARY) | \$ 1,680,000        |                     |                     |                   |                   | \$ 1,680,000        |
| Other                             |                     |                     |                     |                   |                   |                     |
| Balance Forward                   |                     | \$ 1,680,000        | \$ 1,200,000        | \$ 800,000        | \$ 400,000        |                     |
| <b>TOTAL FUNDING SOURCES</b>      | <b>\$ 1,680,000</b> | <b>\$ 1,680,000</b> | <b>\$ 1,200,000</b> | <b>\$ 800,000</b> | <b>\$ 400,000</b> | <b>\$ 1,680,000</b> |
| <b>PROJECT COSTS</b>              |                     |                     |                     |                   |                   |                     |
| Professional Services             |                     | \$ 100,000          |                     |                   |                   | \$ 100,000          |
| Legal                             |                     |                     |                     |                   |                   |                     |
| Architect/Engineering             |                     | \$ 50,000           |                     |                   |                   | \$ 50,000           |
| Appraisal/Negotiations            |                     |                     |                     |                   |                   |                     |
| Construction                      |                     | \$ 330,000          | \$ 400,000          | \$ 400,000        | \$ 400,000        | \$ 1,530,000        |
| Land Acquisition                  |                     |                     |                     |                   |                   |                     |
| Furnishings & Equipment           |                     |                     |                     |                   |                   |                     |
| <b>BUDGETED EXPENDITURES</b>      | <b>\$ -</b>         | <b>\$ 480,000</b>   | <b>\$ 400,000</b>   | <b>\$ 400,000</b> | <b>\$ 400,000</b> | <b>\$ 1,680,000</b> |
| <b>BALANCE</b>                    | <b>\$ 1,680,000</b> | <b>\$ 1,200,000</b> | <b>\$ 800,000</b>   | <b>\$ 400,000</b> | <b>\$ -</b>       | <b>\$ -</b>         |

## TSPLOST: CLARADON BRIDGE

|                                  |   |                      |                       |
|----------------------------------|---|----------------------|-----------------------|
| <b>PROJECT NAME:</b>             | TSPLOST Claradon Bridge   |                      |                       |
| <b>PROJECT DESCRIPTION:</b>      | Infrastructure improvements to the bridge on Claradon Drive   |                      |                       |
| <b>BENEFIT TO THE COMMUNITY:</b> | Transportation improvements improve navigability and accessibility for all residents, citizens, property owners, and visitors to Columbus |                      |                       |
| <b>OPERATING BUDGET IMPACT:</b>  | Reduced burden on operational budget for investment in transportation projects  |                      |                       |
| <b>MANAGING DEPARTMENT:</b>      | ENGINEERING   | <b>PROJECT TYPE:</b> | TSPLOST-DISCRETIONARY |
| <b>ACCOUNT CODE:</b>             | 0510 660 7000   | <b>PROJECT NO:</b>   | 65010                 |

|                                   | Prior Years       | FY20              | FY21        | FY22        | FY23        | Total             |
|-----------------------------------|-------------------|-------------------|-------------|-------------|-------------|-------------------|
| <b>FUNDING SOURCES</b>            |                   |                   |             |             |             |                   |
| Fund Balance                      |                   |                   |             |             |             |                   |
| Bond Proceeds                     |                   |                   |             |             |             |                   |
| Sales Tax (TSPLOST DISCRETIONARY) | \$ 700,000        |                   |             |             |             | \$ 700,000        |
| Other                             |                   |                   |             |             |             |                   |
| Balance Forward                   |                   | \$ 632,875        |             |             |             |                   |
| <b>TOTAL FUNDING SOURCES</b>      | <b>\$ 700,000</b> | <b>\$ 632,875</b> | <b>\$ -</b> | <b>\$ -</b> | <b>\$ -</b> | <b>\$ 700,000</b> |
| <b>PROJECT COSTS</b>              |                   |                   |             |             |             |                   |
| Professional Services             |                   |                   |             |             |             |                   |
| Legal                             |                   |                   |             |             |             |                   |
| Architect/Engineering             | \$ 67,125         |                   |             |             |             | \$ 67,125         |
| Appraisal/Negotiations            |                   |                   |             |             |             |                   |
| Construction                      |                   | \$ 632,875        |             |             |             | \$ 632,875        |
| Land Acquisition                  |                   |                   |             |             |             |                   |
| Furnishings & Equipment           |                   |                   |             |             |             |                   |
| <b>BUDGETED EXPENDITURES</b>      | <b>\$ 67,125</b>  | <b>\$ 632,875</b> | <b>\$ -</b> | <b>\$ -</b> | <b>\$ -</b> | <b>\$ 700,000</b> |
| <b>BALANCE</b>                    | <b>\$ 632,875</b> | <b>\$ -</b>       | <b>\$ -</b> | <b>\$ -</b> | <b>\$ -</b> | <b>\$ -</b>       |

## TSPLOST: MLK TRAIL

|                                  |   |                      |                       |
|----------------------------------|---|----------------------|-----------------------|
| <b>PROJECT NAME:</b>             | TSPLOST MLK Trail   |                      |                       |
| <b>PROJECT DESCRIPTION:</b>      | Infrastructure improvements to the bike/pedestrian trail on MLK Boulevard   |                      |                       |
| <b>BENEFIT TO THE COMMUNITY:</b> | Transportation improvements improve navigability and accessibility for all residents, citizens, property owners, and visitors to Columbus |                      |                       |
| <b>OPERATING BUDGET IMPACT:</b>  | Reduced burden on operational budget for investment in transportation projects  |                      |                       |
| <b>MANAGING DEPARTMENT:</b>      | ENGINEERING   | <b>PROJECT TYPE:</b> | TSPLOST-DISCRETIONARY |
| <b>ACCOUNT CODE:</b>             | 0510 660 7000   | <b>PROJECT NO:</b>   | 65011                 |

|                                   | Prior Years       | FY20             | FY21        | FY22        | FY23        | Total             |
|-----------------------------------|-------------------|------------------|-------------|-------------|-------------|-------------------|
| <b>FUNDING SOURCES</b>            |                   |                  |             |             |             |                   |
| Fund Balance                      |                   |                  |             |             |             |                   |
| Bond Proceeds                     |                   |                  |             |             |             |                   |
| Sales Tax (TSPLOST DISCRETIONARY) | \$ 150,000        |                  |             |             |             | \$ 150,000        |
| Other                             |                   |                  |             |             |             |                   |
| Balance Forward                   |                   | \$ 34,798        |             |             |             |                   |
| <b>TOTAL FUNDING SOURCES</b>      | <b>\$ 150,000</b> | <b>\$ 34,798</b> | <b>\$ -</b> | <b>\$ -</b> | <b>\$ -</b> | <b>\$ 150,000</b> |
| <b>PROJECT COSTS</b>              |                   |                  |             |             |             |                   |
| Professional Services             | \$ 375            |                  |             |             |             | \$ 375            |
| Legal                             |                   |                  |             |             |             |                   |
| Architect/Engineering             | \$ 11,225         |                  |             |             |             | \$ 11,225         |
| Appraisal/Negotiations            |                   |                  |             |             |             |                   |
| Construction                      | \$ 70,902         | \$ 34,798        |             |             |             | \$ 105,700        |
| Land Acquisition                  | \$ 32,700         |                  |             |             |             | \$ 32,700         |
| Furnishings & Equipment           |                   |                  |             |             |             |                   |
| <b>BUDGETED EXPENDITURES</b>      | <b>\$ 115,202</b> | <b>\$ 34,798</b> | <b>\$ -</b> | <b>\$ -</b> | <b>\$ -</b> | <b>\$ 150,000</b> |
| <b>BALANCE</b>                    | <b>\$ 34,798</b>  | <b>\$ -</b>      | <b>\$ -</b> | <b>\$ -</b> | <b>\$ -</b> | <b>\$ -</b>       |

## TSPLOST: INFANTRY RD AND TRAIL M230 MATCH

|                                  |   |                      |                       |
|----------------------------------|---|----------------------|-----------------------|
| <b>PROJECT NAME:</b>             | TSPLOST Infantry Rd and Trail   |                      |                       |
| <b>PROJECT DESCRIPTION:</b>      | To provide project matching funds to gain accessibility from the Infantry Museum to the Riverwalk   |                      |                       |
| <b>BENEFIT TO THE COMMUNITY:</b> | Transportation improvements improve navigability and accessibility for all residents, citizens, property owners, and visitors to Columbus |                      |                       |
| <b>OPERATING BUDGET IMPACT:</b>  | Reduced burden on operational budget for investment in transportation projects  |                      |                       |
| <b>MANAGING DEPARTMENT:</b>      | ENGINEERING   | <b>PROJECT TYPE:</b> | TSPLOST-DISCRETIONARY |
| <b>ACCOUNT CODE:</b>             | 0510 660 7000   | <b>PROJECT NO:</b>   | 65012                 |

|                                   | Prior Years       | FY20              | FY21        | FY22        | FY23        | Total             |
|-----------------------------------|-------------------|-------------------|-------------|-------------|-------------|-------------------|
| <b>FUNDING SOURCES</b>            |                   |                   |             |             |             |                   |
| Fund Balance                      |                   |                   |             |             |             |                   |
| Bond Proceeds                     |                   |                   |             |             |             |                   |
| Sales Tax (TSPLOST DISCRETIONARY) | \$ 300,000        |                   |             |             |             | \$ 300,000        |
| Other                             |                   |                   |             |             |             |                   |
| Balance Forward                   |                   | \$ 218,172        |             |             |             |                   |
| <b>TOTAL FUNDING SOURCES</b>      | <b>\$ 300,000</b> | <b>\$ 218,172</b> | <b>\$ -</b> | <b>\$ -</b> | <b>\$ -</b> | <b>\$ 300,000</b> |
| <b>PROJECT COSTS</b>              |                   |                   |             |             |             |                   |
| Professional Services             |                   |                   |             |             |             |                   |
| Legal                             |                   |                   |             |             |             |                   |
| Architect/Engineering             | \$ 81,828         |                   |             |             |             | \$ 81,828         |
| Appraisal/Negotiations            |                   |                   |             |             |             |                   |
| Construction                      |                   | \$ 218,172        |             |             |             | \$ 218,172        |
| Land Acquisition                  |                   |                   |             |             |             |                   |
| Furnishings & Equipment           |                   |                   |             |             |             |                   |
| <b>BUDGETED EXPENDITURES</b>      | <b>\$ 81,828</b>  | <b>\$ 218,172</b> | <b>\$ -</b> | <b>\$ -</b> | <b>\$ -</b> | <b>\$ 300,000</b> |
| <b>BALANCE</b>                    | <b>\$ 218,172</b> | <b>\$ -</b>       | <b>\$ -</b> | <b>\$ -</b> | <b>\$ -</b> | <b>\$ -</b>       |

### TSPLOST: 10TH STREET PLAZA M230 MATCH

|                                  |   |                      |                       |
|----------------------------------|---|----------------------|-----------------------|
| <b>PROJECT NAME:</b>             | TSPLOST 10th Street Plaza M230 Match  |                      |                       |
| <b>PROJECT DESCRIPTION:</b>      | To provide project matching funds for improvements to the 10th Street Plaza   |                      |                       |
| <b>BENEFIT TO THE COMMUNITY:</b> | Transportation improvements improve navigability and accessibility for all residents, citizens, property owners, and visitors to Columbus |                      |                       |
| <b>OPERATING BUDGET IMPACT:</b>  | Reduced burden on operational budget for investment in transportation projects  |                      |                       |
| <b>MANAGING DEPARTMENT:</b>      | ENGINEERING   | <b>PROJECT TYPE:</b> | TSPLOST-DISCRETIONARY |
| <b>ACCOUNT CODE:</b>             | 0510 660 7000   | <b>PROJECT NO:</b>   | 65013                 |

|                                   | Prior Years       | FY20              | FY21        | FY22        | FY23        | Total             |
|-----------------------------------|-------------------|-------------------|-------------|-------------|-------------|-------------------|
| <b>FUNDING SOURCES</b>            |                   |                   |             |             |             |                   |
| Fund Balance                      |                   |                   |             |             |             |                   |
| Bond Proceeds                     |                   |                   |             |             |             |                   |
| Sales Tax (TSPLOST DISCRETIONARY) | \$ 260,000        |                   |             |             |             | \$ 260,000        |
| Other                             |                   |                   |             |             |             |                   |
| Balance Forward                   |                   | \$ 260,000        |             |             |             |                   |
| <b>TOTAL FUNDING SOURCES</b>      | <b>\$ 260,000</b> | <b>\$ 260,000</b> | <b>\$ -</b> | <b>\$ -</b> | <b>\$ -</b> | <b>\$ 260,000</b> |
| <b>PROJECT COSTS</b>              |                   |                   |             |             |             |                   |
| Professional Services             |                   |                   |             |             |             |                   |
| Legal                             |                   |                   |             |             |             |                   |
| Architect/Engineering             |                   | \$ 60,000         |             |             |             | \$ 60,000         |
| Appraisal/Negotiations            |                   |                   |             |             |             |                   |
| Construction                      |                   | \$ 200,000        |             |             |             | \$ 200,000        |
| Land Acquisition                  |                   |                   |             |             |             |                   |
| Furnishings & Equipment           |                   |                   |             |             |             |                   |
| <b>BUDGETED EXPENDITURES</b>      | <b>\$ -</b>       | <b>\$ 260,000</b> | <b>\$ -</b> | <b>\$ -</b> | <b>\$ -</b> | <b>\$ 260,000</b> |
| <b>BALANCE</b>                    | <b>\$ 260,000</b> | <b>\$ -</b>       | <b>\$ -</b> | <b>\$ -</b> | <b>\$ -</b> | <b>\$ -</b>       |



### TSPLOST: MOTT'S GREEN M230 MATCH

|                                  |   |                      |                       |
|----------------------------------|---|----------------------|-----------------------|
| <b>PROJECT NAME:</b>             | TSPLOST Mott's Green M230 Match   |                      |                       |
| <b>PROJECT DESCRIPTION:</b>      | To provide project matching funds for improvements to Mott's Green  |                      |                       |
| <b>BENEFIT TO THE COMMUNITY:</b> | Transportation improvements improve navigability and accessibility for all residents, citizens, property owners, and visitors to Columbus |                      |                       |
| <b>OPERATING BUDGET IMPACT:</b>  | Reduced burden on operational budget for investment in transportation projects  |                      |                       |
| <b>MANAGING DEPARTMENT:</b>      | ENGINEERING   | <b>PROJECT TYPE:</b> | TSPLOST-DISCRETIONARY |
| <b>ACCOUNT CODE:</b>             | 0510 660 7000   | <b>PROJECT NO:</b>   | 65014                 |

|                                   | Prior Years       | FY20              | FY21        | FY22        | FY23        | Total             |
|-----------------------------------|-------------------|-------------------|-------------|-------------|-------------|-------------------|
| <b>FUNDING SOURCES</b>            |                   |                   |             |             |             |                   |
| Fund Balance                      |                   |                   |             |             |             |                   |
| Bond Proceeds                     |                   |                   |             |             |             |                   |
| Sales Tax (TSPLOST DISCRETIONARY) | \$ 200,000        |                   |             |             |             | \$ 200,000        |
| Other                             |                   |                   |             |             |             |                   |
| Balance Forward                   |                   | \$ 120,953        |             |             |             |                   |
| <b>TOTAL FUNDING SOURCES</b>      | <b>\$ 200,000</b> | <b>\$ 120,953</b> | <b>\$ -</b> | <b>\$ -</b> | <b>\$ -</b> | <b>\$ 200,000</b> |
| <b>PROJECT COSTS</b>              |                   |                   |             |             |             |                   |
| Professional Services             |                   |                   |             |             |             |                   |
| Legal                             |                   |                   |             |             |             |                   |
| Architect/Engineering             | \$ 79,047         | \$ 120,953        |             |             |             | \$ 200,000        |
| Appraisal/Negotiations            |                   |                   |             |             |             |                   |
| Construction                      |                   |                   |             |             |             |                   |
| Land Acquisition                  |                   |                   |             |             |             |                   |
| Furnishings & Equipment           |                   |                   |             |             |             |                   |
| <b>BUDGETED EXPENDITURES</b>      | <b>\$ 79,047</b>  | <b>\$ 120,953</b> | <b>\$ -</b> | <b>\$ -</b> | <b>\$ -</b> | <b>\$ 200,000</b> |
| <b>BALANCE</b>                    | <b>\$ 120,953</b> | <b>\$ -</b>       | <b>\$ -</b> | <b>\$ -</b> | <b>\$ -</b> | <b>\$ -</b>       |

## TSPLOST: FLAT ROCK/BEAVER RUN TRAFFIC SOFTWARE M230 MATCH

|                                  |   |                      |                       |
|----------------------------------|---|----------------------|-----------------------|
| <b>PROJECT NAME:</b>             | TSPLOST Flat Rock/Beaver Run Traffic Software M230 Match  |                      |                       |
| <b>PROJECT DESCRIPTION:</b>      | To provide project matching funds for traffic signal software to improve traffic flow at Flat Rock/Beaver Run Rd                          |                      |                       |
| <b>BENEFIT TO THE COMMUNITY:</b> | Transportation improvements improve navigability and accessibility for all residents, citizens, property owners, and visitors to Columbus |                      |                       |
| <b>OPERATING BUDGET IMPACT:</b>  | Reduced burden on operational budget for investment in transportation projects  |                      |                       |
| <b>MANAGING DEPARTMENT:</b>      | ENGINEERING   | <b>PROJECT TYPE:</b> | TSPLOST-DISCRETIONARY |
| <b>ACCOUNT CODE:</b>             | 0510 660 7000   | <b>PROJECT NO:</b>   | 65015                 |

|                                   | Prior Years      | FY20             | FY21        | FY22        | FY23        | Total            |
|-----------------------------------|------------------|------------------|-------------|-------------|-------------|------------------|
| <b>FUNDING SOURCES</b>            |                  |                  |             |             |             |                  |
| Fund Balance                      |                  |                  |             |             |             |                  |
| Bond Proceeds                     |                  |                  |             |             |             |                  |
| Sales Tax (TSPLOST DISCRETIONARY) | \$ 25,000        |                  |             |             |             | \$ 25,000        |
| Other                             |                  |                  |             |             |             |                  |
| Balance Forward                   |                  | \$ 25,000        |             |             |             |                  |
| <b>TOTAL FUNDING SOURCES</b>      | <b>\$ 25,000</b> | <b>\$ 25,000</b> | <b>\$ -</b> | <b>\$ -</b> | <b>\$ -</b> | <b>\$ 25,000</b> |
| <b>PROJECT COSTS</b>              |                  |                  |             |             |             |                  |
| Professional Services             |                  | \$ 25,000        |             |             |             | \$ 25,000        |
| Legal                             |                  |                  |             |             |             |                  |
| Architect/Engineering             |                  |                  |             |             |             |                  |
| Appraisal/Negotiations            |                  |                  |             |             |             |                  |
| Construction                      |                  |                  |             |             |             |                  |
| Land Acquisition                  |                  |                  |             |             |             |                  |
| Furnishings & Equipment           |                  |                  |             |             |             |                  |
| <b>BUDGETED EXPENDITURES</b>      | <b>\$ -</b>      | <b>\$ 25,000</b> | <b>\$ -</b> | <b>\$ -</b> | <b>\$ -</b> | <b>\$ 25,000</b> |
| <b>BALANCE</b>                    | <b>\$ 25,000</b> | <b>\$ -</b>      | <b>\$ -</b> | <b>\$ -</b> | <b>\$ -</b> | <b>\$ -</b>      |

## TSPLOST: SIDEWALKS/ADA

|                                  |   |                      |                       |
|----------------------------------|---|----------------------|-----------------------|
| <b>PROJECT NAME:</b>             | TSPLOST Sidewalks/ADA   |                      |                       |
| <b>PROJECT DESCRIPTION:</b>      | Infrastructure and ADA improvements to sidewalks and other facilities.  |                      |                       |
| <b>BENEFIT TO THE COMMUNITY:</b> | Transportation improvements improve navigability and accessibility for all residents, citizens, property owners, and visitors to Columbus |                      |                       |
| <b>OPERATING BUDGET IMPACT:</b>  | Reduced burden on operational budget for investment in transportation projects  |                      |                       |
| <b>MANAGING DEPARTMENT:</b>      | ENGINEERING   | <b>PROJECT TYPE:</b> | TSPLOST-DISCRETIONARY |
| <b>ACCOUNT CODE:</b>             | 0510 660 7000   | <b>PROJECT NO:</b>   | 65016                 |

|                                   | Prior Years       | FY20              | FY21              | FY22              | FY23             | Total             |
|-----------------------------------|-------------------|-------------------|-------------------|-------------------|------------------|-------------------|
| <b>FUNDING SOURCES</b>            |                   |                   |                   |                   |                  |                   |
| Fund Balance                      |                   |                   |                   |                   |                  |                   |
| Bond Proceeds                     |                   |                   |                   |                   |                  |                   |
| Sales Tax (TSPLOST DISCRETIONARY) | \$ 300,000        | \$ 100,000        |                   |                   |                  | \$ 400,000        |
| Other                             |                   |                   |                   |                   |                  |                   |
| Balance Forward                   |                   | \$ 113,732        | \$ 158,732        | \$ 103,732        | \$ 48,732        |                   |
| <b>TOTAL FUNDING SOURCES</b>      | <b>\$ 300,000</b> | <b>\$ 213,732</b> | <b>\$ 158,732</b> | <b>\$ 103,732</b> | <b>\$ 48,732</b> | <b>\$ 400,000</b> |
| <b>PROJECT COSTS</b>              |                   |                   |                   |                   |                  |                   |
| Professional Services             |                   |                   |                   |                   |                  |                   |
| Legal                             |                   |                   |                   |                   |                  |                   |
| Architect/Engineering             |                   |                   |                   |                   |                  |                   |
| Appraisal/Negotiations            |                   |                   |                   |                   |                  |                   |
| Construction                      | \$ 186,268        | \$ 55,000         | \$ 55,000         | \$ 55,000         | \$ 48,732        | \$ 400,000        |
| Land Acquisition                  |                   |                   |                   |                   |                  |                   |
| Furnishings & Equipment           |                   |                   |                   |                   |                  |                   |
| <b>BUDGETED EXPENDITURES</b>      | <b>\$ 186,268</b> | <b>\$ 55,000</b>  | <b>\$ 55,000</b>  | <b>\$ 55,000</b>  | <b>\$ 48,732</b> | <b>\$ 400,000</b> |
| <b>BALANCE</b>                    | <b>\$ 113,732</b> | <b>\$ 158,732</b> | <b>\$ 103,732</b> | <b>\$ 48,732</b>  | <b>\$ -</b>      | <b>\$ -</b>       |

## TSPLOST: GUARDRAILS

|                                  |   |                      |                       |
|----------------------------------|---|----------------------|-----------------------|
| <b>PROJECT NAME:</b>             | TSPLOST Guardrails  |                      |                       |
| <b>PROJECT DESCRIPTION:</b>      | Infrastructure improvements to guardrails along major roadways.   |                      |                       |
| <b>BENEFIT TO THE COMMUNITY:</b> | Transportation improvements improve navigability and accessibility for all residents, citizens, property owners, and visitors to Columbus |                      |                       |
| <b>OPERATING BUDGET IMPACT:</b>  | Reduced burden on operational budget for investment in transportation projects  |                      |                       |
| <b>MANAGING DEPARTMENT:</b>      | ENGINEERING   | <b>PROJECT TYPE:</b> | TSPLOST-DISCRETIONARY |
| <b>ACCOUNT CODE:</b>             | 0510 660 7000   | <b>PROJECT NO:</b>   | 65017                 |

|                                   | Prior Years       | FY20              | FY21        | FY22        | FY23        | Total             |
|-----------------------------------|-------------------|-------------------|-------------|-------------|-------------|-------------------|
| <b>FUNDING SOURCES</b>            |                   |                   |             |             |             |                   |
| Fund Balance                      |                   |                   |             |             |             |                   |
| Bond Proceeds                     |                   |                   |             |             |             |                   |
| Sales Tax (TSPLOST DISCRETIONARY) | \$ 300,000        | \$ 100,000        |             |             |             | \$ 400,000        |
| Other                             |                   |                   |             |             |             |                   |
| Balance Forward                   |                   | \$ 300,000        |             |             |             |                   |
| <b>TOTAL FUNDING SOURCES</b>      | <b>\$ 300,000</b> | <b>\$ 400,000</b> | <b>\$ -</b> | <b>\$ -</b> | <b>\$ -</b> | <b>\$ 400,000</b> |
| <b>PROJECT COSTS</b>              |                   |                   |             |             |             |                   |
| Professional Services             |                   |                   |             |             |             |                   |
| Legal                             |                   |                   |             |             |             |                   |
| Architect/Engineering             |                   |                   |             |             |             |                   |
| Appraisal/Negotiations            |                   |                   |             |             |             |                   |
| Construction                      |                   | \$ 400,000        |             |             |             | \$ 400,000        |
| Land Acquisition                  |                   |                   |             |             |             |                   |
| Furnishings & Equipment           |                   |                   |             |             |             | \$ -              |
| <b>BUDGETED EXPENDITURES</b>      | <b>\$ -</b>       | <b>\$ 400,000</b> | <b>\$ -</b> | <b>\$ -</b> | <b>\$ -</b> | <b>\$ 400,000</b> |
| <b>BALANCE</b>                    | <b>\$ 300,000</b> | <b>\$ -</b>       | <b>\$ -</b> | <b>\$ -</b> | <b>\$ -</b> | <b>\$ -</b>       |

## TSPLOST: BROWN AVE/CUSSETA RD/ANDREWS RD ROUNDABOUT Z230 MATCH

|                                  |   |                      |                       |
|----------------------------------|---|----------------------|-----------------------|
| <b>PROJECT NAME:</b>             | TSPLOST Brown Ave/Cusseta Rd/Andrews Rd Roundabout Z230 Match   |                      |                       |
| <b>PROJECT DESCRIPTION:</b>      | Infrastructure improvements at the intersection of Brown Avenue, Cusseta Rd, and Andrews Rd   |                      |                       |
| <b>BENEFIT TO THE COMMUNITY:</b> | Transportation improvements improve navigability and accessibility for all residents, citizens, property owners, and visitors to Columbus |                      |                       |
| <b>OPERATING BUDGET IMPACT:</b>  | Reduced burden on operational budget for investment in transportation projects  |                      |                       |
| <b>MANAGING DEPARTMENT:</b>      | ENGINEERING   | <b>PROJECT TYPE:</b> | TSPLOST-DISCRETIONARY |
| <b>ACCOUNT CODE:</b>             | 0510 660 7000   | <b>PROJECT NO:</b>   | 65018                 |

|                                   | Prior Years       | FY20              | FY21        | FY22        | FY23        | Total             |
|-----------------------------------|-------------------|-------------------|-------------|-------------|-------------|-------------------|
| <b>FUNDING SOURCES</b>            |                   |                   |             |             |             |                   |
| Fund Balance                      |                   |                   |             |             |             |                   |
| Bond Proceeds                     |                   |                   |             |             |             |                   |
| Sales Tax (TSPLOST DISCRETIONARY) | \$ 300,000        |                   |             |             |             | \$ 300,000        |
| Other                             |                   |                   |             |             |             |                   |
| Balance Forward                   |                   | \$ 300,000        |             |             |             |                   |
| <b>TOTAL FUNDING SOURCES</b>      | <b>\$ 300,000</b> | <b>\$ 300,000</b> | <b>\$ -</b> | <b>\$ -</b> | <b>\$ -</b> | <b>\$ 300,000</b> |
| <b>PROJECT COSTS</b>              |                   |                   |             |             |             |                   |
| Professional Services             |                   |                   |             |             |             |                   |
| Legal                             |                   |                   |             |             |             |                   |
| Architect/Engineering             |                   |                   |             |             |             |                   |
| Appraisal/Negotiations            |                   |                   |             |             |             |                   |
| Construction                      |                   | \$ 300,000        |             |             |             | \$ 300,000        |
| Land Acquisition                  |                   |                   |             |             |             |                   |
| Furnishings & Equipment           |                   |                   |             |             |             |                   |
| <b>BUDGETED EXPENDITURES</b>      | <b>\$ -</b>       | <b>\$ 300,000</b> | <b>\$ -</b> | <b>\$ -</b> | <b>\$ -</b> | <b>\$ 300,000</b> |
| <b>BALANCE</b>                    | <b>\$ 300,000</b> | <b>\$ -</b>       | <b>\$ -</b> | <b>\$ -</b> | <b>\$ -</b> | <b>\$ -</b>       |

## TSPLOST: CUSSETA RD/ 23RD AVE/ N LUMPKIN ROUNDABOUT Z230 MATCH

|                                  |   |                      |                       |
|----------------------------------|---|----------------------|-----------------------|
| <b>PROJECT NAME:</b>             | TSPLOST Cusseta Rd/23rd Ave/N Lumpkin Roundabout Z230 Match   |                      |                       |
| <b>PROJECT DESCRIPTION:</b>      | Infrastructure improvements at the intersection of Cusseta Rd, 23rd Avenue, and North Lumpkin Rd  |                      |                       |
| <b>BENEFIT TO THE COMMUNITY:</b> | Transportation improvements improve navigability and accessibility for all residents, citizens, property owners, and visitors to Columbus |                      |                       |
| <b>OPERATING BUDGET IMPACT:</b>  | Reduced burden on operational budget for investment in transportation projects  |                      |                       |
| <b>MANAGING DEPARTMENT:</b>      | ENGINEERING   | <b>PROJECT TYPE:</b> | TSPLOST-DISCRETIONARY |
| <b>ACCOUNT CODE:</b>             | 0510 660 7000   | <b>PROJECT NO:</b>   | 65019                 |

|                                   | Prior Years       | FY20              | FY21        | FY22        | FY23        | Total             |
|-----------------------------------|-------------------|-------------------|-------------|-------------|-------------|-------------------|
| <b>FUNDING SOURCES</b>            |                   |                   |             |             |             |                   |
| Fund Balance                      |                   |                   |             |             |             |                   |
| Bond Proceeds                     |                   |                   |             |             |             |                   |
| Sales Tax (TSPLOST DISCRETIONARY) | \$ 300,000        |                   |             |             |             | \$ 300,000        |
| Other                             |                   |                   |             |             |             |                   |
| Balance Forward                   |                   | \$ 300,000        |             |             |             |                   |
| <b>TOTAL FUNDING SOURCES</b>      | <b>\$ 300,000</b> | <b>\$ 300,000</b> | <b>\$ -</b> | <b>\$ -</b> | <b>\$ -</b> | <b>\$ 300,000</b> |
| <b>PROJECT COSTS</b>              |                   |                   |             |             |             |                   |
| Professional Services             |                   |                   |             |             |             |                   |
| Legal                             |                   |                   |             |             |             |                   |
| Architect/Engineering             |                   |                   |             |             |             |                   |
| Appraisal/Negotiations            |                   |                   |             |             |             |                   |
| Construction                      |                   | \$ 300,000        |             |             |             | \$ 300,000        |
| Land Acquisition                  |                   |                   |             |             |             |                   |
| Furnishings & Equipment           |                   |                   |             |             |             |                   |
| <b>BUDGETED EXPENDITURES</b>      | <b>\$ -</b>       | <b>\$ 300,000</b> | <b>\$ -</b> | <b>\$ -</b> | <b>\$ -</b> | <b>\$ 300,000</b> |
| <b>BALANCE</b>                    | <b>\$ 300,000</b> | <b>\$ -</b>       | <b>\$ -</b> | <b>\$ -</b> | <b>\$ -</b> | <b>\$ -</b>       |

## TSPLOST: LEVY ROAD CUL-DE-SAC

|                                  |   |                      |                       |
|----------------------------------|---|----------------------|-----------------------|
| <b>PROJECT NAME:</b>             | TSPLOST Levy Road Cul-de-Sac  |                      |                       |
| <b>PROJECT DESCRIPTION:</b>      | Infrastructure improvements required to convert Levy Road from a two lane roadway to a Cul-de-Sac   |                      |                       |
| <b>BENEFIT TO THE COMMUNITY:</b> | Transportation improvements improve navigability and accessibility for all residents, citizens, property owners, and visitors to Columbus |                      |                       |
| <b>OPERATING BUDGET IMPACT:</b>  | Reduced burden on operational budget for investment in transportation projects  |                      |                       |
| <b>MANAGING DEPARTMENT:</b>      | ENGINEERING   | <b>PROJECT TYPE:</b> | TSPLOST-DISCRETIONARY |
| <b>ACCOUNT CODE:</b>             | 0510 660 7000   | <b>PROJECT NO:</b>   | 65020                 |

|                                   | Prior Years | FY20       | FY21 | FY22 | FY23 | Total      |
|-----------------------------------|-------------|------------|------|------|------|------------|
| <b>FUNDING SOURCES</b>            |             |            |      |      |      |            |
| Fund Balance                      |             |            |      |      |      |            |
| Bond Proceeds                     |             |            |      |      |      |            |
| Sales Tax (TSPLOST DISCRETIONARY) |             | \$ 200,000 |      |      |      | \$ 200,000 |
| Other                             |             |            |      |      |      |            |
| Balance Forward                   |             |            |      |      |      |            |
| <b>TOTAL FUNDING SOURCES</b>      | \$ -        | \$ 200,000 | \$ - | \$ - | \$ - | \$ 200,000 |
| <b>PROJECT COSTS</b>              |             |            |      |      |      |            |
| Professional Services             |             |            |      |      |      |            |
| Legal                             |             |            |      |      |      |            |
| Architect/Engineering             |             |            |      |      |      |            |
| Appraisal/Negotiations            |             |            |      |      |      |            |
| Construction                      |             | \$ 200,000 |      |      |      | \$ 200,000 |
| Land Acquisition                  |             |            |      |      |      |            |
| Furnishings & Equipment           |             |            |      |      |      |            |
| <b>BUDGETED EXPENDITURES</b>      | \$ -        | \$ 200,000 | \$ - | \$ - | \$ - | \$ 200,000 |
| <b>BALANCE</b>                    | \$ -        | \$ -       | \$ - | \$ - | \$ - | \$ -       |

### TSPLOST: MORRIS ROAD BRIDGE

|                                  |   |                      |                       |
|----------------------------------|---|----------------------|-----------------------|
| <b>PROJECT NAME:</b>             | TSPLOST Morris Road Bridge  |                      |                       |
| <b>PROJECT DESCRIPTION:</b>      | Infrastructure improvements to provide safety enhancements to the Bridge on Morris Road   |                      |                       |
| <b>BENEFIT TO THE COMMUNITY:</b> | Transportation improvements improve navigability and accessibility for all residents, citizens, property owners, and visitors to Columbus |                      |                       |
| <b>OPERATING BUDGET IMPACT:</b>  | Reduced burden on operational budget for investment in transportation projects  |                      |                       |
| <b>MANAGING DEPARTMENT:</b>      | ENGINEERING   | <b>PROJECT TYPE:</b> | TSPLOST-DISCRETIONARY |
| <b>ACCOUNT CODE:</b>             | 0510 660 7000   | <b>PROJECT NO:</b>   | 65021                 |

|                                   | Prior Years | FY20                | FY21              | FY22              | FY23        | Total               |
|-----------------------------------|-------------|---------------------|-------------------|-------------------|-------------|---------------------|
| <b>FUNDING SOURCES</b>            |             |                     |                   |                   |             |                     |
| Fund Balance                      |             |                     |                   |                   |             |                     |
| Bond Proceeds                     |             |                     |                   |                   |             |                     |
| Sales Tax (TSPLOST DISCRETIONARY) |             | \$ 1,500,000        |                   |                   |             | \$ 1,500,000        |
| Other                             |             |                     |                   |                   |             |                     |
| Balance Forward                   |             | \$ -                | \$ 850,000        | \$ 400,000        | \$ -        |                     |
| <b>TOTAL FUNDING SOURCES</b>      | <b>\$ -</b> | <b>\$ 1,500,000</b> | <b>\$ 850,000</b> | <b>\$ 400,000</b> | <b>\$ -</b> | <b>\$ 1,500,000</b> |
| <b>PROJECT COSTS</b>              |             |                     |                   |                   |             |                     |
| Professional Services             |             |                     |                   |                   |             |                     |
| Legal                             |             |                     |                   |                   |             |                     |
| Architect/Engineering             |             | \$ 200,000          |                   |                   |             | \$ 200,000          |
| Appraisal/Negotiations            |             |                     |                   |                   |             |                     |
| Construction                      |             | \$ 450,000          | \$ 450,000        | \$ 400,000        |             | \$ 1,300,000        |
| Land Acquisition                  |             |                     |                   |                   |             |                     |
| Furnishings & Equipment           |             |                     |                   |                   |             |                     |
| <b>BUDGETED EXPENDITURES</b>      | <b>\$ -</b> | <b>\$ 650,000</b>   | <b>\$ 450,000</b> | <b>\$ 400,000</b> | <b>\$ -</b> | <b>\$ 1,500,000</b> |
| <b>BALANCE</b>                    | <b>\$ -</b> | <b>\$ 850,000</b>   | <b>\$ 400,000</b> | <b>\$ -</b>       | <b>\$ -</b> | <b>\$ -</b>         |



### TSPLOST: TRAIL EXTENSION (TBD)

|                                  |   |                      |                       |
|----------------------------------|---|----------------------|-----------------------|
| <b>PROJECT NAME:</b>             | TSPLOST Trail Extension (TBD)   |                      |                       |
| <b>PROJECT DESCRIPTION:</b>      | To provide funding to extend the walking/biking trails within the City  |                      |                       |
| <b>BENEFIT TO THE COMMUNITY:</b> | Transportation improvements improve navigability and accessibility for all residents, citizens, property owners, and visitors to Columbus |                      |                       |
| <b>OPERATING BUDGET IMPACT:</b>  | Reduced burden on operational budget for investment in transportation projects  |                      |                       |
| <b>MANAGING DEPARTMENT:</b>      | ENGINEERING   | <b>PROJECT TYPE:</b> | TSPLOST-DISCRETIONARY |
| <b>ACCOUNT CODE:</b>             | 0510 660 7000   | <b>PROJECT NO:</b>   | 65022                 |

|                                   | Prior Years | FY20              | FY21              | FY22              | FY23        | Total             |
|-----------------------------------|-------------|-------------------|-------------------|-------------------|-------------|-------------------|
| <b>FUNDING SOURCES</b>            |             |                   |                   |                   |             |                   |
| Fund Balance                      |             |                   |                   |                   |             |                   |
| Bond Proceeds                     |             |                   |                   |                   |             |                   |
| Sales Tax (TSPLOST DISCRETIONARY) |             | \$ 850,000        |                   |                   |             | \$ 850,000        |
| Other                             |             |                   |                   |                   |             |                   |
| Balance Forward                   |             | \$ -              | \$ 750,000        | \$ 375,000        | \$ -        |                   |
| <b>TOTAL FUNDING SOURCES</b>      | <b>\$ -</b> | <b>\$ 850,000</b> | <b>\$ 750,000</b> | <b>\$ 375,000</b> | <b>\$ -</b> | <b>\$ 850,000</b> |
| <b>PROJECT COSTS</b>              |             |                   |                   |                   |             |                   |
| Professional Services             |             |                   |                   |                   |             |                   |
| Legal                             |             |                   |                   |                   |             |                   |
| Architect/Engineering             |             | \$ 100,000        |                   |                   |             | \$ 100,000        |
| Appraisal/Negotiations            |             |                   |                   |                   |             |                   |
| Construction                      |             |                   | \$ 375,000        | \$ 375,000        |             | \$ 750,000        |
| Land Acquisition                  |             |                   |                   |                   |             |                   |
| Furnishings & Equipment           |             |                   |                   |                   |             |                   |
| <b>BUDGETED EXPENDITURES</b>      | <b>\$ -</b> | <b>\$ 100,000</b> | <b>\$ 375,000</b> | <b>\$ 375,000</b> | <b>\$ -</b> | <b>\$ 850,000</b> |
| <b>BALANCE</b>                    | <b>\$ -</b> | <b>\$ 750,000</b> | <b>\$ 375,000</b> | <b>\$ -</b>       | <b>\$ -</b> | <b>\$ -</b>       |

## TSPLOST: DISCRETIONARY FUNDED PROJECTS

|                                  |   |                      |                       |
|----------------------------------|---|----------------------|-----------------------|
| <b>PROJECT NAME:</b>             | TSPLOST Discretionary Funds   |                      |                       |
| <b>PROJECT DESCRIPTION:</b>      | As directed by Council discretion, these funds are utilized out of the discretionary portion of the TSPLOST Distribution for appropriate projects |                      |                       |
| <b>BENEFIT TO THE COMMUNITY:</b> | Transportation improvements improve navigability and accessibility for all residents, citizens, property owners, and visitors to Columbus         |                      |                       |
| <b>OPERATING BUDGET IMPACT:</b>  | Reduced burden on operational budget for investment in transportation projects  |                      |                       |
| <b>MANAGING DEPARTMENT:</b>      | FINANCE   | <b>PROJECT TYPE:</b> | TSPLOST-DISCRETIONARY |
| <b>ACCOUNT CODE:</b>             | 0510 660 7000   | <b>PROJECT NO:</b>   | TBD                   |

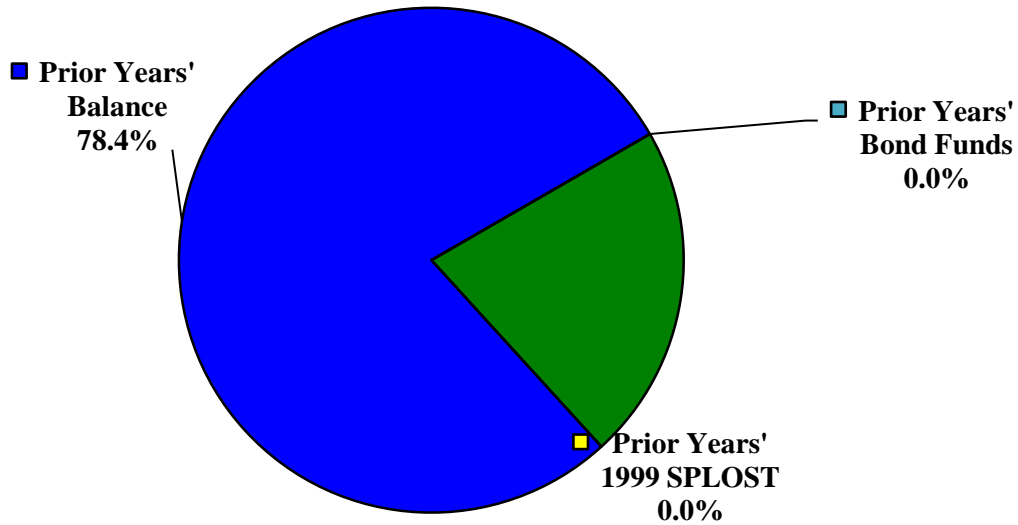
|                                   | Prior Years | FY20                | FY21        | FY22        | FY23        | Total               |
|-----------------------------------|-------------|---------------------|-------------|-------------|-------------|---------------------|
| <b>FUNDING SOURCES</b>            |             |                     |             |             |             |                     |
| Fund Balance                      |             |                     |             |             |             |                     |
| Bond Proceeds                     |             |                     |             |             |             |                     |
| Sales Tax (TSPLOST DISCRETIONARY) |             | \$ 2,800,000        |             |             |             | \$ 2,800,000        |
| Other                             |             |                     |             |             |             |                     |
| Balance Forward                   |             |                     |             |             |             |                     |
| <b>TOTAL FUNDING SOURCES</b>      | <b>\$ -</b> | <b>\$ 2,800,000</b> | <b>\$ -</b> | <b>\$ -</b> | <b>\$ -</b> | <b>\$ 2,800,000</b> |
| <b>PROJECT COSTS</b>              |             |                     |             |             |             |                     |
| Professional Services             |             | \$ 10,000           |             |             |             | \$ 10,000           |
| Legal                             |             | \$ 10,000           |             |             |             | \$ 10,000           |
| Architect/Engineering             |             | \$ 480,000          |             |             |             | \$ 480,000          |
| Appraisal/Negotiations            |             |                     |             |             |             |                     |
| Construction                      |             | \$ 2,300,000        |             |             |             | \$ 2,300,000        |
| Land Acquisition                  |             |                     |             |             |             |                     |
| Furnishings & Equipment           |             |                     |             |             |             |                     |
| <b>BUDGETED EXPENDITURES</b>      | <b>\$ -</b> | <b>\$ 2,800,000</b> | <b>\$ -</b> | <b>\$ -</b> | <b>\$ -</b> | <b>\$ 2,800,000</b> |
| <b>BALANCE</b>                    | <b>\$ -</b> | <b>\$ -</b>         | <b>\$ -</b> | <b>\$ -</b> | <b>\$ -</b> | <b>\$ -</b>         |

# ENVIRONMENTAL SUMMARY

---

## FY20 FINANCING METHOD

**\$1,390,686**



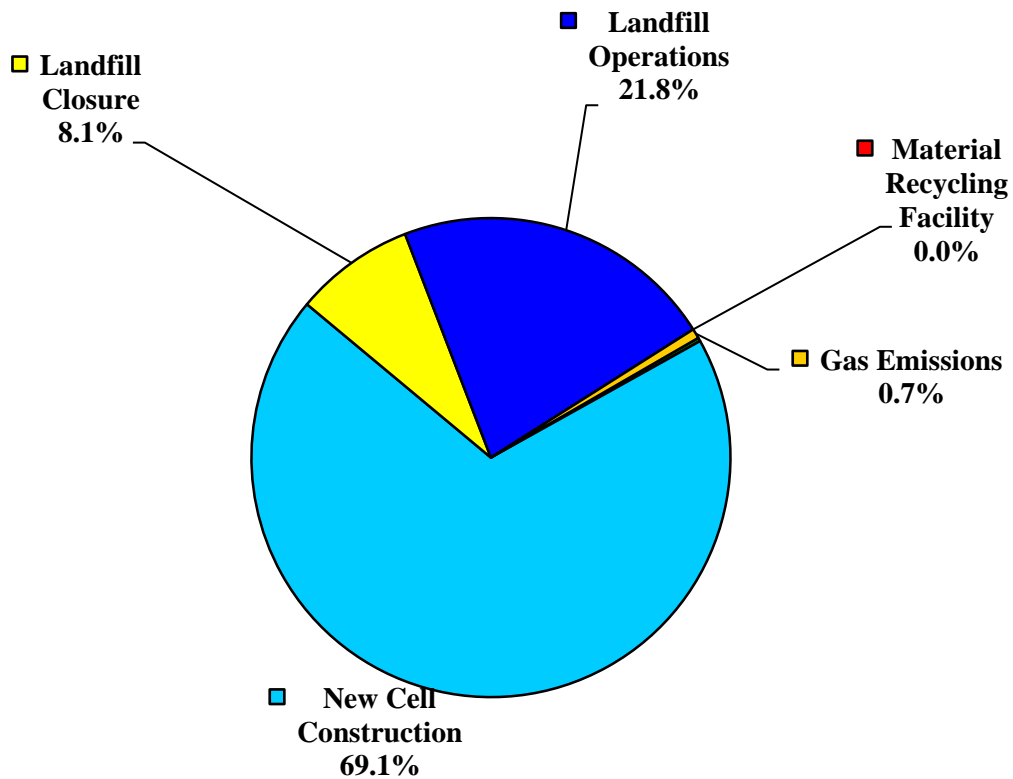
## FY20 FINANCING FOR ENVIRONMENTAL PROJECTS

| METHOD/SOURCE            | AMOUNT              |
|--------------------------|---------------------|
| Fund Balance             | \$ 300,000          |
| 1999 SPLOST              | -                   |
| Prior Years' 1999 SPLOST | -                   |
| Prior Years' Balance     | 1,090,686           |
| Prior Years' Bond Funds  | -                   |
| <b>FY20 TOTAL</b>        | <b>\$ 1,390,686</b> |

# ENVIRONMENTAL SUMMARY

---

## FY20 PROJECT COSTS \$1,390,686



## FY20 ENVIRONMENTAL PROJECTS

| TYPE OF PROJECT             | AMOUNT              |
|-----------------------------|---------------------|
| Integrated Waste / Various  | \$ 3,399            |
| New Cell Construction       | 961,620             |
| Landfill Closure            | 112,729             |
| Landfill Operations         | 303,811             |
| Material Recycling Facility | -                   |
| Gas Emissions               | 9,127               |
| <b>FY20 TOTAL</b>           | <b>\$ 1,390,686</b> |

# ENVIRONMENTAL/INTEGRATED WASTE SUMMARY

## FIVE YEAR FORECAST INTEGRATED WASTE FUND CAPITAL IMPROVEMENT PROJECTS

|  |                       | Carryforward         | FY20                | FY21              | FY22              | FY23              | Total                |
|--|-----------------------|----------------------|---------------------|-------------------|-------------------|-------------------|----------------------|
| <b>FUNDING SOURCES</b>                       |                       |                      |                     |                   |                   |                   |                      |
| INTEGRATED WASTE FUND                        |                       | \$ 1,090,686         | \$ 300,000          | \$ 850,000        | \$ 850,000        | \$ 850,000        | \$ 3,940,686         |
| Bond Proceeds                                |                       |                      |                     |                   |                   |                   | \$ -                 |
| Sales Tax (2009 LOST)                        |                       |                      |                     |                   |                   |                   | \$ -                 |
| Sales Tax (1999 SPLOST)                      |                       |                      |                     |                   |                   |                   | \$ -                 |
| Balance Forward                              |                       |                      |                     |                   |                   |                   | \$ -                 |
| <b>TOTAL FUNDING</b>                         |                       | <b>\$ 1,090,686</b>  | <b>\$ 300,000</b>   | <b>\$ 850,000</b> | <b>\$ 850,000</b> | <b>\$ 850,000</b> | <b>\$ 3,940,686</b>  |
|  |                       |                      | <b>\$ 1,390,686</b> |                   |                   |                   |                      |
| <b>PROJECT COSTS</b>                         |                       |                      |                     |                   |                   |                   |                      |
| Oxbow Methane Monitoring Well #8             | Gas Emission          | \$ 38,577            | \$ -                |                   |                   |                   | \$ 38,577            |
| Greenhouse Gas                               | Gas Emission          | \$ 64,141            | \$ 9,127            |                   |                   |                   | \$ 73,268            |
| Pine Grove Landfill Closure                  | Landfill Closure      | \$ 253,680           | \$ 71,056           | \$ 50,000         | \$ 50,000         | \$ 50,000         | \$ 474,736           |
| Wilson Camp/Satilla Closure                  | Landfill Closure      | \$ 235,858           | \$ 18,636           |                   |                   |                   | \$ 254,494           |
| Pine Grove Operation Software                | Landfill Operations   | \$ 19,689            | \$ -                |                   |                   |                   | \$ 19,689            |
| New Cell Construction                        | New Cell Construction | \$ 6,245,926         | \$ 961,620          | \$ 800,000        | \$ 800,000        | \$ 800,000        | \$ 9,607,546         |
| Recycling Sustainability Center              | Recycling             | \$ 8,596,947         | \$ -                |                   |                   |                   | \$ 8,596,947         |
| Oxbow Meadows Inert Landfill Closure         | Landfill Closure      | \$ 101,243           | \$ 23,037           |                   |                   |                   | \$ 124,280           |
| Schatulga Rd Landfill Well Replacements      | Landfill Closure      | \$ 31,601            | \$ 3,399            |                   |                   |                   | \$ 35,000            |
| Granite Bluff Revised Development Plan       | Landfill Operations   | \$ 36,189            | \$ 3,811            |                   |                   |                   | \$ 40,000            |
| Pinegrove Landfill Slope Design/Modification | Landfill Operations   | \$ -                 | \$ 300,000          |                   |                   |                   | \$ 300,000           |
| <b>TOTAL PROJECT COSTS</b>                   |                       | <b>\$ 15,623,851</b> | <b>\$ 1,390,686</b> | <b>\$ 850,000</b> | <b>\$ 850,000</b> | <b>\$ 850,000</b> | <b>\$ 19,564,537</b> |

## OXBOW METHANE MONITORING WELL #8

|                                  |  |                      |                  |
|----------------------------------|--|----------------------|------------------|
| <b>PROJECT NAME:</b>             | Oxbow Methane Monitoring Well #8   |                      |                  |
| <b>PROJECT DESCRIPTION:</b>      | Funds the installation of mechanism to collect and recycle methane gas from Oxbow landfill |                      |                  |
| <b>BENEFIT TO THE COMMUNITY:</b> | Removes hazardous methane gas material from landfill and provides for recycling of methane |                      |                  |
| <b>OPERATING BUDGET IMPACT:</b>  | Reduced dependency on bond or other funding sources to cover landfill closure costs        |                      |                  |
| <b>MANAGING DEPARTMENT:</b>      | PUBLIC WORKS   | <b>PROJECT TYPE:</b> | LANDFILL CLOSURE |
| <b>ACCOUNT CODE:</b>             | 0207 660 4000  | <b>PROJECT NO:</b>   | 20725            |

|                                     | Prior Years      | FY20        | Total            |
|-------------------------------------|------------------|-------------|------------------|
| <b>FUNDING SOURCES</b>              |                  |             |                  |
| Fund Balance- INTEGRATED WASTE FUND | \$ 38,577        |             | \$ 38,577        |
| Bond Proceeds                       |                  |             |                  |
| Sales Tax                           |                  |             |                  |
| Other                               |                  |             |                  |
| Balance Forward                     |                  |             |                  |
| <b>TOTAL FUNDING SOURCES</b>        | <b>\$ 38,577</b> | <b>\$ -</b> | <b>\$ 38,577</b> |
| <b>PROJECT COSTS</b>                |                  |             |                  |
| Professional Services               | \$ 11,519        |             | \$ 11,519        |
| Legal                               |                  |             |                  |
| Architect/Engineering               | \$ 27,058        |             | \$ 27,058        |
| Appraisal/Negotiations              |                  |             |                  |
| Construction                        |                  |             |                  |
| Land Acquisition                    |                  |             |                  |
| Furnishings & Equipment             |                  |             |                  |
| <b>BUDGETED EXPENDITURES</b>        | <b>\$ 38,577</b> | <b>\$ -</b> | <b>\$ 38,577</b> |
| <b>BALANCE</b>                      | <b>\$ -</b>      | <b>\$ -</b> | <b>\$ -</b>      |

## GREENHOUSE GAS PROJECT

|                                  |   |                      |                     |
|----------------------------------|---|----------------------|---------------------|
| <b>PROJECT NAME:</b>             | Greenhouse Gas and Landfill Gas Utilization RFP and Evaluation                              |                      |                     |
| <b>PROJECT DESCRIPTION:</b>      | Funding for implementation of greenhouse gas emission system                                |                      |                     |
| <b>BENEFIT TO THE COMMUNITY:</b> | Improve environmental quality, protect neighboring communities                              |                      |                     |
| <b>OPERATING BUDGET IMPACT:</b>  | Reduced risk of exposure for costs associated with gas emissions collection and containment |                      |                     |
| <b>MANAGING DEPARTMENT:</b>      | PUBLIC WORKS  | <b>PROJECT TYPE:</b> | LANDFILL OPERATIONS |
| <b>ACCOUNT CODE:</b>             | 0207 660 4000   | <b>PROJECT NO:</b>   | 20722 and 20730     |

|                                     | Prior Years      | FY20            | Total            |
|-------------------------------------|------------------|-----------------|------------------|
| <b>FUNDING SOURCES</b>              |                  |                 |                  |
| Fund Balance- INTEGRATED WASTE FUND | \$ 73,268        |                 | \$ 73,268        |
| Bond Proceeds                       |                  |                 |                  |
| Sales Tax                           |                  |                 |                  |
| Other                               |                  |                 |                  |
| Balance Forward                     |                  | \$ 9,127        |                  |
| <b>TOTAL FUNDING SOURCES</b>        | <b>\$ 73,268</b> | <b>\$ 9,127</b> | <b>\$ 73,268</b> |
| <b>PROJECT COSTS</b>                |                  |                 |                  |
| Professional Services               |                  |                 |                  |
| Legal                               |                  |                 |                  |
| Architect/Engineering               | \$ 64,141        | \$ 9,127        | \$ 73,268        |
| Appraisal/Negotiations              |                  |                 |                  |
| Construction                        |                  |                 |                  |
| Land Acquisition                    |                  |                 |                  |
| Furnishings & Equipment             |                  |                 |                  |
| <b>BUDGETED EXPENDITURES</b>        | <b>\$ 64,141</b> | <b>\$ 9,127</b> | <b>\$ 73,268</b> |
| <b>BALANCE</b>                      | <b>\$ 9,127</b>  | <b>\$ -</b>     | <b>\$ -</b>      |

## PINE GROVE LANDFILL CLOSURE

|                                  |  |                      |                  |
|----------------------------------|--|----------------------|------------------|
| <b>PROJECT NAME:</b>             | Landfill Closeout  |                      |                  |
| <b>PROJECT DESCRIPTION:</b>      | Funding for the closure and post-closure costs for Pine Grove Landfill in accordance with State and Federal specifications and mandates. |                      |                  |
| <b>BENEFIT TO THE COMMUNITY:</b> | Ensure compliance with State and Federal requirements for landfill closure   |                      |                  |
| <b>OPERATING BUDGET IMPACT:</b>  | Reduced dependency on bond funding or other fund sources for closure costs   |                      |                  |
| <b>MANAGING DEPARTMENT:</b>      | PUBLIC WORKS   | <b>PROJECT TYPE:</b> | LANDFILL CLOSURE |
| <b>ACCOUNT CODE:</b>             | 0207 660 4000  | <b>PROJECT NO:</b>   | 20711            |

|                                     | Prior Years       | FY20             | Total             |
|-------------------------------------|-------------------|------------------|-------------------|
| <b>FUNDING SOURCES</b>              |                   |                  |                   |
| Fund Balance- INTEGRATED WASTE FUND | \$ 324,736        |                  | \$ 324,736        |
| Bond Proceeds                       |                   |                  |                   |
| Sales Tax                           |                   |                  |                   |
| Other                               |                   |                  |                   |
| Balance Forward                     |                   | \$ 71,056        |                   |
| <b>TOTAL FUNDING SOURCES</b>        | <b>\$ 324,736</b> | <b>\$ 71,056</b> | <b>\$ 324,736</b> |
| <b>PROJECT COSTS</b>                |                   |                  |                   |
| Professional Services               |                   |                  |                   |
| Legal                               |                   |                  |                   |
| Architect/Engineering               | \$ 49,800         | \$ 45,856        | \$ 95,656         |
| Appraisal/Negotiations              |                   |                  |                   |
| Construction                        | \$ 203,880        | \$ 25,200        | \$ 229,080        |
| Land Acquisition                    |                   |                  |                   |
| Furnishings & Equipment             |                   |                  |                   |
| <b>BUDGETED EXPENDITURES</b>        | <b>\$ 253,680</b> | <b>\$ 71,056</b> | <b>\$ 324,736</b> |
| <b>BALANCE</b>                      | <b>\$ 71,056</b>  | <b>\$ -</b>      | <b>\$ -</b>       |



## WILSON CAMP/SATILLA CLOSURE

|                                  |  |                      |                  |
|----------------------------------|--|----------------------|------------------|
| <b>PROJECT NAME:</b>             | Wilson Camp/Satilla Closure  |                      |                  |
| <b>PROJECT DESCRIPTION:</b>      | Funding for closure of Wilson Camp/Satilla landfill                        |                      |                  |
| <b>BENEFIT TO THE COMMUNITY:</b> | Ensure compliance with State and Federal requirements for landfill closure |                      |                  |
| <b>OPERATING BUDGET IMPACT:</b>  | Reduced dependency on bond funding or other fund sources for closure costs |                      |                  |
| <b>MANAGING DEPARTMENT:</b>      | PUBLIC WORKS   | <b>PROJECT TYPE:</b> | LANDFILL CLOSURE |
| <b>ACCOUNT CODE:</b>             | 0207 660 4000  | <b>PROJECT NO:</b>   | 20719            |

|                                     | Prior Years       | FY20             | Total             |
|-------------------------------------|-------------------|------------------|-------------------|
| <b>FUNDING SOURCES</b>              |                   |                  |                   |
| Fund Balance- INTEGRATED WASTE FUND | \$ 254,494        |                  | \$ 254,494        |
| Bond Proceeds                       |                   |                  |                   |
| Sales Tax                           |                   |                  |                   |
| Other                               |                   |                  |                   |
| Balance Forward                     |                   | \$ 18,636        |                   |
| <b>TOTAL FUNDING SOURCES</b>        | <b>\$ 254,494</b> | <b>\$ 18,636</b> | <b>\$ 254,494</b> |
| <b>PROJECT COSTS</b>                |                   |                  |                   |
| Professional Services               | \$ 110,046        | \$ 18,636        | \$ 128,682        |
| Legal                               |                   |                  |                   |
| Architect/Engineering               | \$ 125,812        |                  | \$ 125,812        |
| Appraisal/Negotiations              |                   |                  |                   |
| Construction                        |                   |                  |                   |
| Land Acquisition                    |                   |                  |                   |
| Furnishings & Equipment             |                   |                  |                   |
| <b>BUDGETED EXPENDITURES</b>        | <b>\$ 235,858</b> | <b>\$ 18,636</b> | <b>\$ 254,494</b> |
| <b>BALANCE</b>                      | <b>\$ 18,636</b>  | <b>\$ -</b>      | <b>\$ -</b>       |

## PINE GROVE LANDFILL OPERATION SOFTWARE

|                                  |   |                      |                     |
|----------------------------------|---|----------------------|---------------------|
| <b>PROJECT NAME:</b>             | Landfill Operation Software   |                      |                     |
| <b>PROJECT DESCRIPTION:</b>      | Funding for the implementation of software system to manage operations at Pine Grove landfill   |                      |                     |
| <b>BENEFIT TO THE COMMUNITY:</b> | Provide enhanced operational efficiencies at landfill and improve process for weighing and invoicing customers for landfill patronage |                      |                     |
| <b>OPERATING BUDGET IMPACT:</b>  | Reduced dependency on bond funds or other funding sources for landfill operating costs  |                      |                     |
| <b>MANAGING DEPARTMENT:</b>      | PUBLIC WORKS  | <b>PROJECT TYPE:</b> | LANDFILL OPERATIONS |
| <b>ACCOUNT CODE:</b>             | 0207 660 4000   | <b>PROJECT NO:</b>   | 20716 and 20731     |

|                                     | Prior Years      | FY20        | Total            |
|-------------------------------------|------------------|-------------|------------------|
| <b>FUNDING SOURCES</b>              |                  |             |                  |
| Fund Balance- INTEGRATED WASTE FUND | \$ 19,689        |             | \$ 19,689        |
| Bond Proceeds                       |                  |             |                  |
| Sales Tax                           |                  |             |                  |
| Other                               |                  |             |                  |
| Balance Forward                     |                  |             |                  |
| <b>TOTAL FUNDING SOURCES</b>        | <b>\$ 19,689</b> | <b>\$ -</b> | <b>\$ 19,689</b> |
| <b>PROJECT COSTS</b>                |                  |             |                  |
| Professional Services               |                  |             |                  |
| Legal                               |                  |             |                  |
| Architect/Engineering               |                  |             |                  |
| Appraisal/Negotiations              |                  |             |                  |
| Construction                        |                  |             |                  |
| Land Acquisition                    |                  |             |                  |
| Furnishings & Equipment             | \$ 19,689        |             | \$ 19,689        |
| <b>BUDGETED EXPENDITURES</b>        | <b>\$ 19,689</b> | <b>\$ -</b> | <b>\$ 19,689</b> |
| <b>BALANCE</b>                      | <b>\$ -</b>      | <b>\$ -</b> | <b>\$ -</b>      |

## NEW CELL CONSTRUCTION

|                                  |   |                      |                                   |
|----------------------------------|---|----------------------|-----------------------------------|
| <b>PROJECT NAME:</b>             | New Cell Constr./Pump No. 1 Upgrade/Pump #1 Constr. Upgrade/Constr. & Demo Expansion    |                      |                                   |
| <b>PROJECT DESCRIPTION:</b>      | Funding for construction of new cells for putrescible waste at the Pine Grove Landfill. |                      |                                   |
| <b>BENEFIT TO THE COMMUNITY:</b> | Disposal of waste in accordance with State and Federal requirements                     |                      |                                   |
| <b>OPERATING BUDGET IMPACT:</b>  | Reduced exposure to risk of non-compliance with State and Federal mandates              |                      |                                   |
| <b>MANAGING DEPARTMENT:</b>      | PUBLIC WORKS  | <b>PROJECT TYPE:</b> | NEW CELL CONSTRUCTION             |
| <b>ACCOUNT CODE:</b>             | 0207 660 4000   | <b>PROJECT NO:</b>   | 20709, 20729, 20732, 20733, 20734 |

|                                    | Prior Years         | FY20              | Total               |
|------------------------------------|---------------------|-------------------|---------------------|
| <b>FUNDING SOURCES</b>             |                     |                   |                     |
| Fund Balance-INTEGRATED WASTE FUND | \$ 7,207,546        |                   | \$ 7,207,546        |
| Bond Proceeds                      |                     |                   |                     |
| Sales Tax                          |                     |                   |                     |
| Other                              |                     |                   |                     |
| Balance Forward                    |                     | \$ 961,620        |                     |
| <b>TOTAL FUNDING SOURCES</b>       | <b>\$ 7,207,546</b> | <b>\$ 961,620</b> | <b>\$ 7,207,546</b> |
| <b>PROJECT COSTS</b>               |                     |                   |                     |
| Professional Services              |                     |                   |                     |
| Legal                              | \$ 69,363           | \$ 76,484         | \$ 145,847          |
| Architect/Engineering              | \$ 802,056          | \$ 234,458        | \$ 1,036,514        |
| Appraisal/Negotiations             |                     |                   |                     |
| Construction                       | \$ 5,374,507        | \$ 650,678        | \$ 6,025,185        |
| Land Acquisition                   |                     |                   |                     |
| Furnishings & Equipment            |                     |                   |                     |
| <b>BUDGETED EXPENDITURES</b>       | <b>\$ 6,245,926</b> | <b>\$ 961,620</b> | <b>\$ 7,207,546</b> |
| <b>BALANCE</b>                     | <b>\$ 961,620</b>   | <b>\$ -</b>       | <b>\$ -</b>         |

## RECYCLING SUSTAINABILITY CENTER

|                                  |   |                      |                 |
|----------------------------------|---|----------------------|-----------------|
| <b>PROJECT NAME:</b>             | Recycling Sustainability Center   |                      |                 |
| <b>PROJECT DESCRIPTION:</b>      | Construct and equip material recycling and environmental sustainability resource center |                      |                 |
| <b>BENEFIT TO THE COMMUNITY:</b> | Facilitates comprehensive recycling program for all citizens                            |                      |                 |
| <b>OPERATING BUDGET IMPACT:</b>  | Reduced dependency on bond or other funding sources to cover landfill closure costs     |                      |                 |
| <b>MANAGING DEPARTMENT:</b>      | PUBLIC WORKS  | <b>PROJECT TYPE:</b> | RECYCLING       |
| <b>ACCOUNT CODE:</b>             | 0559 800 2150   | <b>PROJECT NO:</b>   | 20717 and 82005 |

|                                     | Prior Years         | FY20        | Total               |
|-------------------------------------|---------------------|-------------|---------------------|
| <b>FUNDING SOURCES</b>              |                     |             |                     |
| Fund Balance- INTEGRATED WASTE FUND | \$ 102,460          |             | \$ 102,460          |
| Bond Proceeds                       | \$ 8,494,487        |             | \$ 8,494,487        |
| Sales Tax                           |                     |             |                     |
| Other                               |                     |             |                     |
| Balance Forward                     |                     |             |                     |
| <b>TOTAL FUNDING SOURCES</b>        | <b>\$ 8,596,947</b> | <b>\$ -</b> | <b>\$ 8,596,947</b> |
| <b>PROJECT COSTS</b>                |                     |             |                     |
| Professional Services               |                     |             |                     |
| Legal                               |                     |             |                     |
| Architect/Engineering               | \$ 1,372,881        |             | \$ 1,372,881        |
| Appraisal/Negotiations              |                     |             |                     |
| Construction                        | \$ 6,346,861        |             | \$ 6,346,861        |
| Land Acquisition                    |                     |             |                     |
| Furnishings & Equipment             | \$ 877,205          |             | \$ 877,205          |
| <b>BUDGETED EXPENDITURES</b>        | <b>\$ 8,596,947</b> | <b>\$ -</b> | <b>\$ 8,596,947</b> |
| <b>BALANCE</b>                      | <b>\$ -</b>         | <b>\$ -</b> | <b>\$ -</b>         |

## OXBOW MEADOWS INERT LANDFILL CLOSURE

|                                  |   |                      |                  |
|----------------------------------|---|----------------------|------------------|
| <b>PROJECT NAME:</b>             | Oxbow Meadows Inert Landfill Closure  |                      |                  |
| <b>PROJECT DESCRIPTION:</b>      | Funding for the closure and post-closure costs for Oxbow Meadows accordance with State and Federal specifications and mandates. |                      |                  |
| <b>BENEFIT TO THE COMMUNITY:</b> | Ensure compliance with State and Federal requirements for landfill closure  |                      |                  |
| <b>OPERATING BUDGET IMPACT:</b>  | Reduced dependency on bond funding or other fund sources for closure costs  |                      |                  |
| <b>MANAGING DEPARTMENT:</b>      | PUBLIC WORKS  | <b>PROJECT TYPE:</b> | LANDFILL CLOSURE |
| <b>ACCOUNT CODE:</b>             | 0207 660 4000   | <b>PROJECT NO:</b>   | 20735            |

|                                     | Prior Years       | FY20             | Total             |
|-------------------------------------|-------------------|------------------|-------------------|
| <b>FUNDING SOURCES</b>              |                   |                  |                   |
| Fund Balance- INTEGRATED WASTE FUND | \$ 124,280        |                  | \$ 124,280        |
| Bond Proceeds                       |                   |                  |                   |
| Sales Tax                           |                   |                  |                   |
| Other                               |                   |                  |                   |
| Balance Forward                     |                   | \$ 23,037        |                   |
| <b>TOTAL FUNDING SOURCES</b>        | <b>\$ 124,280</b> | <b>\$ 23,037</b> | <b>\$ 124,280</b> |
| <b>PROJECT COSTS</b>                |                   |                  |                   |
| Professional Services               |                   |                  |                   |
| Legal                               |                   |                  |                   |
| Architect/Engineering               | \$ 101,243        | \$ 23,037        | \$ 124,280        |
| Appraisal/Negotiations              |                   |                  |                   |
| Construction                        |                   |                  |                   |
| Land Acquisition                    |                   |                  |                   |
| Furnishings & Equipment             |                   |                  |                   |
| <b>BUDGETED EXPENDITURES</b>        | <b>\$ 101,243</b> | <b>\$ 23,037</b> | <b>\$ 124,280</b> |
| <b>BALANCE</b>                      | <b>\$ 23,037</b>  | <b>\$ -</b>      | <b>\$ -</b>       |

## SCHATULGA RD LANDFILL WELL REPLACEMENTS

|                                  |   |                      |                  |
|----------------------------------|---|----------------------|------------------|
| <b>PROJECT NAME:</b>             | Schatulga Rd Landfill Well Replacements   |                      |                  |
| <b>PROJECT DESCRIPTION:</b>      | Funding to replace 2 ground water wells at the Schatulga Rd Landfill as a part of post care corrective action |                      |                  |
| <b>BENEFIT TO THE COMMUNITY:</b> | Ensure compliance with State and Federal requirements for landfill closure                                    |                      |                  |
| <b>OPERATING BUDGET IMPACT:</b>  | Reduced dependency on bond funding or other fund sources for closure costs                                    |                      |                  |
| <b>MANAGING DEPARTMENT:</b>      | PUBLIC WORKS  | <b>PROJECT TYPE:</b> | LANDFILL CLOSURE |
| <b>ACCOUNT CODE:</b>             | 0207 660 4000   | <b>PROJECT NO:</b>   | 20736            |

|                                     | Prior Years      | FY20            | Total            |
|-------------------------------------|------------------|-----------------|------------------|
| <b>FUNDING SOURCES</b>              |                  |                 |                  |
| Fund Balance- INTEGRATED WASTE FUND | \$ 35,000        |                 | \$ 35,000        |
| Bond Proceeds                       |                  |                 |                  |
| Sales Tax                           |                  |                 |                  |
| Other                               |                  |                 |                  |
| Balance Forward                     |                  | \$ 3,399        |                  |
| <b>TOTAL FUNDING SOURCES</b>        | <b>\$ 35,000</b> | <b>\$ 3,399</b> | <b>\$ 35,000</b> |
| <b>PROJECT COSTS</b>                |                  |                 |                  |
| Professional Services               |                  |                 |                  |
| Legal                               |                  |                 |                  |
| Architect/Engineering               |                  |                 |                  |
| Appraisal/Negotiations              |                  |                 |                  |
| Construction                        | \$ 31,601        | \$ 3,399        | \$ 35,000        |
| Land Acquisition                    |                  |                 |                  |
| Furnishings & Equipment             |                  |                 |                  |
| <b>BUDGETED EXPENDITURES</b>        | <b>\$ 31,601</b> | <b>\$ 3,399</b> | <b>\$ 35,000</b> |
| <b>BALANCE</b>                      | <b>\$ 3,399</b>  | <b>\$ -</b>     | <b>\$ -</b>      |

## GRANITE BLUFF REVISED DEVELOPMENT PLAN

|                                  |   |                      |                  |
|----------------------------------|---|----------------------|------------------|
| <b>PROJECT NAME:</b>             | Granite Bluff Revised Development Plan  |                      |                  |
| <b>PROJECT DESCRIPTION:</b>      | Revise the site development plan for Granite Bluff Inert Landfill in regards to the disposal of inert waste |                      |                  |
| <b>BENEFIT TO THE COMMUNITY:</b> | Ensure compliance with State and Federal requirements for inert waste disposal                              |                      |                  |
| <b>OPERATING BUDGET IMPACT:</b>  | Reduced risk of exposure for non-compliance with state and federal mandates                                 |                      |                  |
| <b>MANAGING DEPARTMENT:</b>      | PUBLIC WORKS  | <b>PROJECT TYPE:</b> | LANDFILL CLOSURE |
| <b>ACCOUNT CODE:</b>             | 0207 660 4000   | <b>PROJECT NO:</b>   | 20737            |

|                                     | Prior Years      | FY20            | Total            |
|-------------------------------------|------------------|-----------------|------------------|
| <b>FUNDING SOURCES</b>              |                  |                 |                  |
| Fund Balance- INTEGRATED WASTE FUND | \$ 40,000        |                 | \$ 40,000        |
| Bond Proceeds                       |                  |                 |                  |
| Sales Tax                           |                  |                 |                  |
| Other                               |                  |                 |                  |
| Balance Forward                     |                  | \$ 3,811        |                  |
| <b>TOTAL FUNDING SOURCES</b>        | <b>\$ 40,000</b> | <b>\$ 3,811</b> | <b>\$ 40,000</b> |
| <b>PROJECT COSTS</b>                |                  |                 |                  |
| Professional Services               |                  |                 |                  |
| Legal                               |                  |                 |                  |
| Architect/Engineering               |                  |                 |                  |
| Appraisal/Negotiations              |                  |                 |                  |
| Construction                        | \$ 36,189        | \$ 3,811        | \$ 40,000        |
| Land Acquisition                    |                  |                 |                  |
| Furnishings & Equipment             |                  |                 |                  |
| <b>BUDGETED EXPENDITURES</b>        | <b>\$ 36,189</b> | <b>\$ 3,811</b> | <b>\$ 40,000</b> |
| <b>BALANCE</b>                      | <b>\$ 3,811</b>  | <b>\$ -</b>     | <b>\$ -</b>      |

## PINEGROVE LANDFILL SLOPE DESIGN/MODIFICATION

|                                  |   |                      |                     |
|----------------------------------|---|----------------------|---------------------|
| <b>PROJECT NAME:</b>             | Pinegrove Landfill Slope Design/Modification  |                      |                     |
| <b>PROJECT DESCRIPTION:</b>      | Redesigning landfill from having terraced sides to side slopes  |                      |                     |
| <b>BENEFIT TO THE COMMUNITY:</b> | Pro-long the life span of Pine Grove Landfill by 25 years and new design will give employees more space to pack trash |                      |                     |
| <b>OPERATING BUDGET IMPACT:</b>  | Reduced dependency on bond funds or other funding sources for landfill operating costs                                |                      |                     |
| <b>MANAGING DEPARTMENT:</b>      | PUBLIC WORKS  | <b>PROJECT TYPE:</b> | LANDFILL OPERATIONS |
| <b>ACCOUNT CODE:</b>             | 0207 660 4000   | <b>PROJECT NO:</b>   | 20738               |

|                                     | Prior Years | FY20              | Total             |
|-------------------------------------|-------------|-------------------|-------------------|
| <b>FUNDING SOURCES</b>              |             |                   |                   |
| Fund Balance- INTEGRATED WASTE FUND |             | \$ 300,000        | \$ 300,000        |
| Bond Proceeds                       |             |                   |                   |
| Sales Tax                           |             |                   |                   |
| Other                               |             |                   |                   |
| Balance Forward                     |             |                   |                   |
| <b>TOTAL FUNDING SOURCES</b>        | <b>\$ -</b> | <b>\$ 300,000</b> | <b>\$ 300,000</b> |
| <b>PROJECT COSTS</b>                |             |                   |                   |
| Professional Services               |             | \$ 20,000         | \$ 20,000         |
| Legal                               |             |                   |                   |
| Architect/Engineering               |             | \$ 180,000        | \$ 180,000        |
| Appraisal/Negotiations              |             |                   |                   |
| Construction                        |             | \$ 100,000        | \$ 100,000        |
| Land Acquisition                    |             |                   |                   |
| Furnishings & Equipment             |             |                   |                   |
| <b>BUDGETED EXPENDITURES</b>        | <b>\$ -</b> | <b>\$ 300,000</b> | <b>\$ 300,000</b> |
| <b>BALANCE</b>                      | <b>\$ -</b> | <b>\$ -</b>       | <b>\$ -</b>       |



# **CITY OF COLUMBUS – ACKNOWLEDGEMENTS**

## **Departments & Elected Offices**

Mayor/Chief Executive – B.H. “Skip” Henderson III  
Legislative – Sandra Davis  
Legal – Clifton Fay  
City Manager/Chief Administrator – Isaiah Hugley  
Deputy City Manager – Lisa Goodwin  
Deputy City Manager – Pamela Hodge  
Finance – Angelica Alexander  
Internal Auditor- John Redmond  
Information Technology – Dr. Forrest Toelle  
Human Resources – Reather Hollowell  
Codes and Inspections – John Hudgison  
Planning – Rick Jones  
Community Reinvestment – Laura McCool Johnson  
Engineering – Donna Newman  
Public Works – Pat Biegler  
Parks & Recreation – Holli Browder  
Cooperative Extension Service – Rhea Bentley  
Board of Tax Assessors – Suzanne Widenhouse  
Board of Elections & Registrations - Nancy Boren  
Crime Prevention Office- Seth Brown  
Police Services – Ricky Boren  
Fire & Emergency Medical Services – Jeff Meyer  
Muscogee County Prison – Dwight Hamrick  
Superior Courts of Muscogee County – Chief Judge Gil McBride  
District Attorney – Julia Slater  
Clerk of Superior Courts of Muscogee County – Danielle Forte’  
State Courts of Muscogee County – Judges Andy Prather & Ben Richardson  
State Court Solicitor – Suzanne Goddard  
Public Defender – Moffett Flournoy  
Magistrate and Municipal Court – Steven Smith  
Clerk of Municipal Court - Vivian Creighton-Bishop  
Municipal Court Marshal – Greg Countryman  
Probate Court – Judge Marc D’Antonio  
Sheriff’s Office – Donna Tompkins  
Tax Commissioner - Lula Huff  
Coroner – Buddy Bryan  
Recorder’s Court – Judge Julius Hunter  
Columbus Transit System (METRA) – Rosa Evans  
Bull Creek Golf Course and Oxbow Creek Golf Course – Jim Ardent  
Columbus Convention & Trade Center – Hayley Henderson  
Columbus Civic Center – Lisa Goodwin (Interim Director)  
Workforce Investment Act - Howard Pendleton

## **CITY OF COLUMBUS – ACKNOWLEDGEMENTS**

We want to extend a special thank you to the following individuals whose contribution to the completion of this document is greatly appreciated.

### **Budget Preparation:**

Angelica Alexander, Director of Finance  
Shannel Johnson, Budget and Management Analyst  
Michael Baker, Budget and Management Analyst  
Anthony Montgomery, Budget and Management Analyst

### **Design and Printing:**

The Printing and Information Technology Divisions  
of the Columbus Consolidated Government